

S·N·G
BARRATT
GROUP



E-TYPE
6 Cylinder

THE DEFINITIVE PARTS CATALOGUE

FIND US...

With over 30 years experience in supplying Jaguar parts, SNG Barratt Group are the World's largest independent specialists, with a Head Office in the UK and branches in the USA, France and Holland. We stock and supply parts for Jaguar cars from 1949 right through to the present day.



SNG BARRATT LTD
BRIDGNORTH, UNITED KINGDOM

T: +44 (0)1746 765432 E: sales.uk@sngbarratt.com



SNG BARRATT USA
NEW HAMPSHIRE, USA

T: +1 800 452 4787 E: sales.usa@sngbarratt.com



SNG BARRATT FRANCE
CHARNEY-LES-MACON

T: +33 (0)3 85 20 14 20 E: france@sngbarratt.com



SNG BARRATT NL
OISTERWIJK

T: +31 (0)1352 11 552 E: sales.nl@sngbarratt.com



SNG BARRATT GERMANY
OISTERWIJK, NL

T: 018 01 833 833 (DE only) E: sales.de@sngbarratt.com

ALL INCLUDED IMAGES & DATA
© SNG BARRATT GROUP LTD. 2018

KEEPING JAGUARS PURRING

ALL OVER THE WORLD

EXPERIENCE, KNOWLEDGE
& EXPERT ADVICE

MULTILINGUAL STAFF TO HELP
CUSTOMERS WORLDWIDE

EXTENSIVE WAREHOUSES

1-2 DAY SHIPPING

24 HOUR ONLINE ORDERING &
UP-TO-DATE STOCK AVAILABILITY

INTERACTIVE PARTS SEARCH
& FREE CATALOGUES



E-TYPE

A BRIEF HISTORY...



In light of Jaguar's success in the Le Mans 24 hour races throughout the 1950s, the company's racing department was given the brief to build a road going sports car, replacing the XK150, using D-Type style construction.

Concept cars were released in 1957 (E1A) and in 1961, the first Jaguar E-Type was unveiled to the public as a two-seater coupé grand tourer (FHC or Fixed Head Coupe) convertible (OTS or Open Two Seater). A 2+2 version with a lengthened wheelbase was later released.

More recently...

Commercial manufacture of the E-Type ceased in 1974 with the black V12 roadster HDU 555N. However, in 2015, Jaguar announced their intention to build 6 new lightweight racing E-Types, to complete the originally intended production of 18 cars, following the exact specifications of the aluminium-bodied original car, including the 3.8-litre 6-cylinder engine.



HOW TO USE THIS CATALOGUE

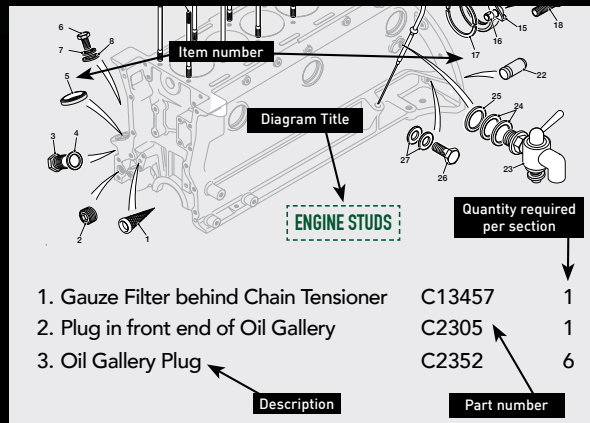
This extensive catalogue documents the wide range of E-Type 6 Cylinder parts that SNG Barratt stock, manufacture and develop for Series 1, 1.5 and Series 2 cars. You will find both original equipment and new, uprated parts throughout and each part can be identified using the simple method below.

Use the illustration in each section to identify the component that you require. Note the indicated item number and find the corresponding number in the section listing. There you will see our part number for that item, the item description, and to its right, the quantity required per car. Very often this will be the original Jaguar part number, thus allowing you to refer to an original factory parts catalogue if more detail is required.

We have documented all of the original Jaguar part numbers and the majority are available to order, however some parts that we have listed are no longer available and are there purely for reference purposes and to aid parts searches. Our easy-to-use online Parts Finder allows you to search for items using the part number, enabling you to see photographic images of any items you may wish to purchase before buying.

NOTE USEFUL ABBREVIATIONS USED THROUGHOUT:

LHF / RHR	LEFT-HAND FRONT / RIGHT-HAND REAR
LHD / RHD	LEFT HAND DRIVE / RIGHT HAND DRIVE
S1 / S2	E-TYPE MODEL SERIES 1 / SERIES 2
NLA	NO LONGER AVAILABLE
NSS	NOT SOLD SEPARATELY





YOUR CUSTOMER & VEHICLE DETAILS

Please complete this section as accurate vehicle information at your finger tips will prove to be invaluable. Very often identifying the correct part for you car can be all down to chassis or engine number. These details can best be found on the car itself, as registration documents can often prove to be incorrect due to engine swaps and vehicle upgrades that the DVLA have not been advised of.

CUSTOMER NUMBER:

.....

CHASSIS NUMBER:

ENGINE NUMBER:

BODY NUMBER:

GEAR BOX NUMBER:



Each category is broken down into smaller detailed sections.

Please see the page number shown below for a breakdown of each category.

N.B. Lines listed in RED at each category title page denote upgrade features.

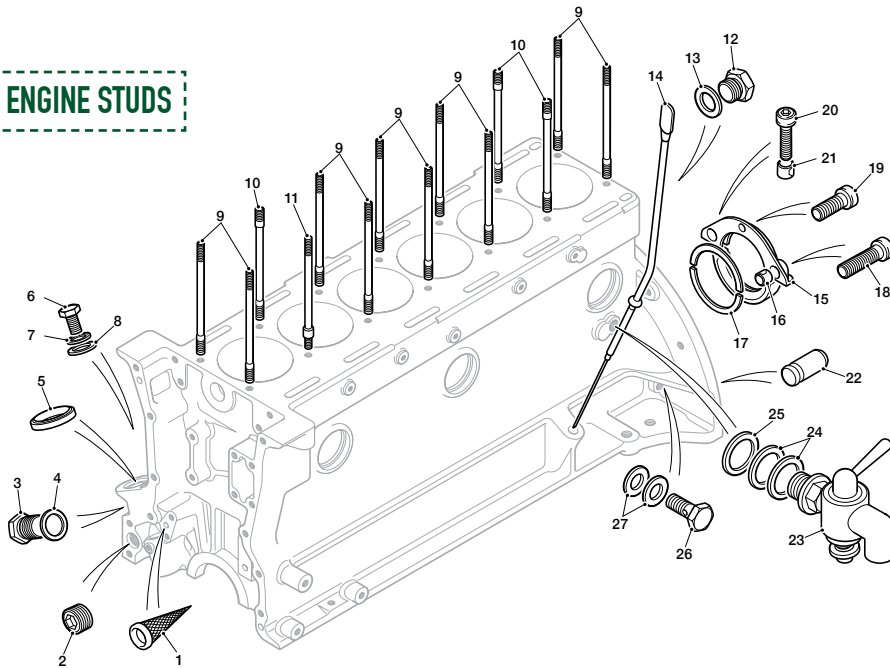
8	ENGINE
32	AIR & FUEL DELIVERY
56	CLUTCH & GEARBOX
72	AUTOMATIC TRANSMISSION
78	PROPELLER SHAFT & FINAL DRIVE
84	STEERING & SUSPENSION
104	BRAKING
130	ROAD WHEELS
134	COOLING SYSTEM
142	EXHAUST SYSTEM
152	FRONT FRAME & BONNET ASSEMBLY
160	BODY PANELS SERIES 1 3.8
172	BODY PANELS SERIES 1 4.2
192	BODY PANELS SERIES 1.5
208	BODY PANELS SERIES 2
226	BODY FITTINGS SERIES 1 3.8
262	BODY FITTINGS SERIES 1 4.2
320	BODY FITTINGS SERIES 1.5
382	BODY FITTINGS SERIES 2
452	ELECTRICAL SYSTEM
494	LIGHTING
514	HEATING
524	WASH/WIPER
526	SERVICE ITEMS
528	TOOL KIT
530	ACCESSORIES
532	CLEANING PRODUCTS & LUBRICANTS
534	WIRING LOOMS
538	NUTS, BOLTS & WASHERS REFERENCE GUIDE
548	INDEX



ENGINE...

- | | |
|----|-----------------------|
| 9 | • CYLINDER BLOCK |
| 15 | • MAHLE PISTONS |
| 16 | • OIL FILTER |
| 16 | • SPIN ON FILTER KITS |
| 18 | • OIL PUMP |
| 20 | • WATER PUMP |
| 21 | • TIMING GEAR |
| 23 | • UPRATED TIMING GEAR |
| 24 | • CYLINDER HEAD |

ENGINE STUDS



REAR CRANKSHAFT SEAL CONVERSION

C19687/2
ALUMINIUM SUMP



This conversion prevents oil loss by replacing the original style seal with a modern rubber type. The crank will require machining to facilitate fitment.

1. Gauze Filter behind Chain Tensioner
2. Plug in front end of Oil Gallery
3. Oil Gallery Plug
4. Washer for Gallery Plug
- Gallery Plug for Oil Filter Flange
- Briggs Plug for Heater Aperture
5. Cork seal for Distributor
6. Setscrew for Distributor
7. Shakeproof Washer
8. Plain Washer
- Cylinder Head Studs

3.8 LITRE

- | | | |
|---------------|--------|----|
| 9. Plain Stud | C29035 | 13 |
| Dowel Stud | C2270 | 1 |

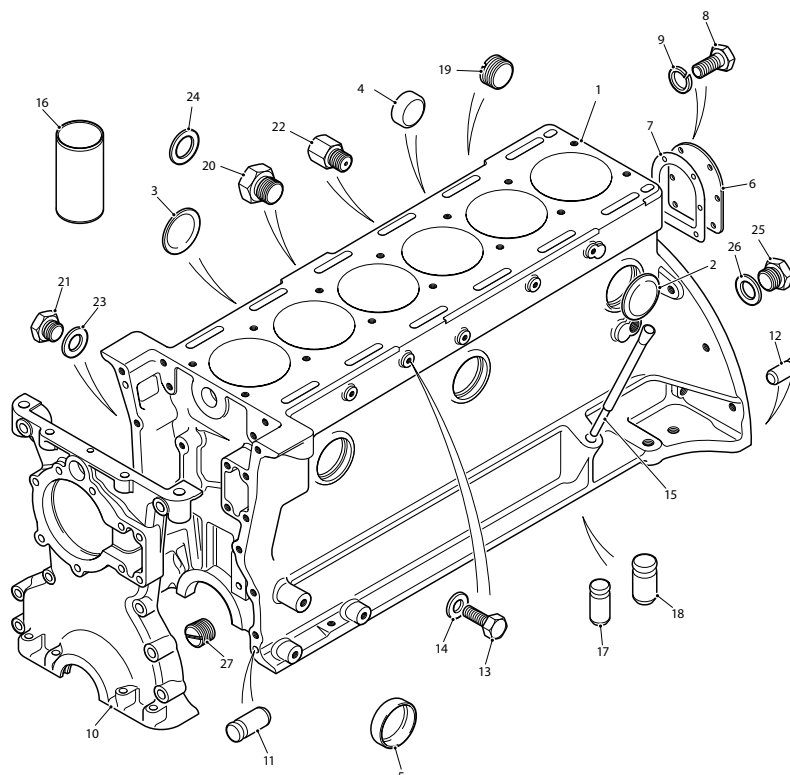
4.2 LITRE, TO ENGINE 7R. 1914 & 7R. 35388

- | | | |
|--|--------|----|
| 9. Plain Stud | C29035 | 10 |
| 10. Plain Stud (Longer to accommodate Lifting Bracket) | C23609 | 3 |
| 11. Dowel Stud (Longer to accommodate Lifting Bracket) | C23610 | 1 |

4.2 LITRE, FROM ENGINE 7R. 1915 & 7R. 35389 (Long Stud Block)

- | | | |
|---|---------|---|
| 9. Plain Stud | C29035 | 4 |
| Plain Stud | C29034 | 3 |
| Dowel Stud | C29032 | 1 |
| Plain Stud | C29033 | 6 |
| 12. Headed Plug for Oil Gallery at rear | C2157 | 1 |
| 13. Washer | C22962 | 1 |
| 14. Dipstick | C21251 | 1 |
| Felt Washer for Dipstick | C17585 | 1 |
| Dipstick Bracket | C15848 | 1 |
| 15. Rear Cover Assembly | C19687 | 1 |
| 16. Ring Dowel | EBC9705 | 2 |
| 17. Rear Oil Seal | C19654 | 2 |
| 18. Cap Screw, Outer | C423026 | 2 |
| 19. Cap Screw, Centre | C423024 | 1 |
| 20. Cap screw securing two halves of rear cover | C17469 | 2 |
| 21. Ring Dowel | C2394 | 2 |
| 22. Dowel between Engine Block and Clutch Housing | C13478 | 2 |
| 23. Drain Tap for Engine Block | C2354 | 1 |
| 24. Fibre Washer | C784 | 2 |
| 25. Copper Washer | C22962 | 1 |
| 26. Banjo Union for Cylinder Head Feed Pipe | C5846 | 1 |
| 27. Copper Washer | C4146 | 2 |

CYLINDER BLOCK



ENGINE BLOCK

1. Engine Block			8. Setscrew, securing Plate to Block		
S1 3.8	C19291	1	S1/S2 4.2	UFS125/4R	6
S1 4.2	C24290	1	S2 4.2 Setscrew, Recessed Head	UFS925/4H	1
S1.5/S2 4.2 to 7R1914/7R35388	C29524	1	9. Washer, on Setscrews		
S2 4.2 7R1915/7R35389 onwards	C29039	1	S1/S2 4.2	FG104/X	6
2. Core Plug			10. Front Timing Cover		
S1 3.8 (44mm)	C315	7	S1 3.8/4.2	C8614/1	1
S1/S2 4.2 to 7R1914/7R35388 (41mm)	C16862/8	6	S2 4.2 to 7R1914/7R35388	C8614/1	1
S1/S2 4.2 7R1915/7R35389 on (41mm)	C16862/8	9	S2 4.2 7R1915/7R35389 onwards	C28480	1
3. Core Plug			11. Dowel, for Timing Cover	C13479	2
S1 3.8 (25mm)	C317	1	12. Dowel, for Clutch Housing	C13478	2
S1/S2 4.2 to 7R1914/7R35388 (23mm)	C16862/2	1	13. Setscrew, for Water Jet Holes		
S1/S2 4.2 7R1915/7R35389 on (23mm)	C16862/2	1	S1 3.8	SH605031J	4
4. Expansion Plug for Oil Filter Flange			S1 4.2	UFS137/3R	5
S1 3.8	C16862	1	14. Copper Washer, on Setscrews		
5. Core Plug			S1 3.8	FW105/E	4
S1/S2 4.2 7R1915/7R35389 on (32mm)	C16862/5	4	S1 4.2	FW106/E	5
6. Blanking Plate at rear of Cylinder Block			15. Dipstick Adaptor Tube		
S1 4.2	C23920	1	S1 3.8/4.2	C17522	1
S1.5/S2 4.2	C29042	1	16. Cylinder Block Liner		
7. Gasket, between Plate and Block			S1 3.8	C13791	6
S1 4.2	C23975	1	S1/S2 4.2	C21690	6
S1.5/S2 4.2	C27877	1	17. Dowel (small) between Bearing Caps & Cylinder Block		

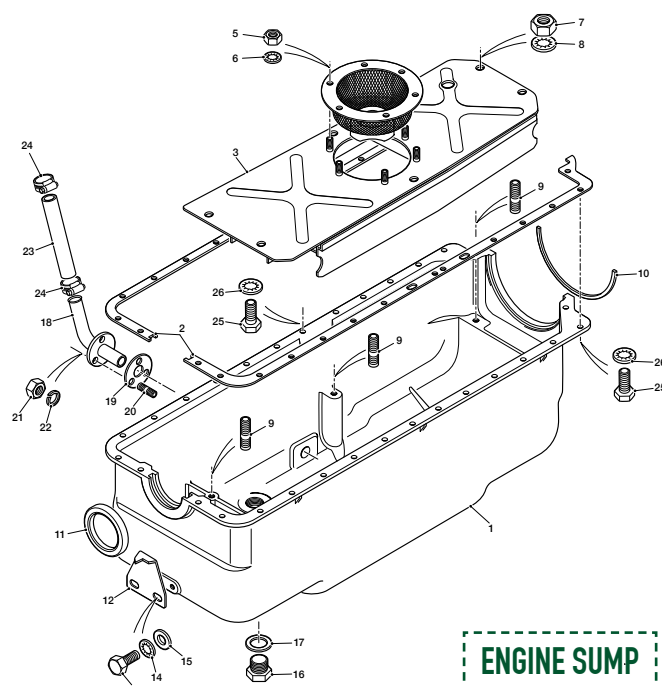
(CONTINUED FROM PAGE 10)

S1 3.8 to R7194	C13479	14
S1 3.8 R7195 onwards	C13479	7
S1/S2 4.2	C13479	7
18. Dowel (large) between Bearing Caps & Cylinder Block		
S1 3.8 R7195 onwards	C19340	7
S1/S2 4.2	C19340	7
19. Screwed Plug, for Oil Filter Flange	C15867	1
20. Plug (1" Briggs) sealing Heater Element Aperture		
S1 3.8/4.2	C5022	1
S2 4.2 to 7R1914/7R35388	C5022	1
S2 4.2 7R1915/7R35389 onwards	C32276	1

21. Plug, sealing Oil Galley Apertures		
S1 3.8	C2352	6
S1 4.2	C2352	5
S2 4.2	C2352	6
22. Adaptor for Oil Pressure/Ignition Warning Light		
S1 4.2	C22491	1
23. Copper Washer, on Plugs	C2296/3	6
24. Copper Washer, On Plug in Heater Hole		
S2 4.2 7R1915/7R35389 onwards	C2296/16	1
25. Headed Plug, in rear end of Oil Gallery	C2157	1
26. Copper Washer, on Plug	C2296/2	1
27. Plug, in front end of Oil Galley	C2305	1

1. Engine Oil Sump		
S1 3.8 Litre	C16750	1
S1 4.2 Litre & S2	C24457	1
2. Sump Gasket	C19590	2
3. Baffle assembly	C16741	1
4. Filter Basket	C16752	1
5. Nut	JLM9683	6
6. Shakeproof Washer	C725	6
Baffle fixings, S1		
7. Nut	JLM9684	6
8. Shakeproof Washer	FG105/X	6
9. Stud	C16751	6
Baffle fixings, S2		
Setscrew	SH505051J	6
Washer	C725	6
10. Rear Sump Seal	C36499	1
11. Front Main Oil Seal		
S1 3.8 & 4.2 Litre	C24611	1
S2	EAC8815	1
12. Ignition Timing Pointer		
S1 3.8 Litre	C16758	1
S1 4.2 Litre & early S2	C23228	1
Late S2	C29369	1
13. Setscrew	SH504041J	2
14. Shakeproof Washer	C724	2
15. Plain Washer	WB106041	2
16. Drain Plug	C23435	1
17. Washer	C2296/1	1
18. Oil Return Pipe	C16753	1

19. Gasket	C16756	1
20. Stud	C16757	3
21. Nut	JLM9683	3
22. Spring Washer	FG104X	3
23. Oil Hose	C12861	1
24. Hose Clip	CS100X	2
25. Setscrew for Sump		
On Timing Cover	C14170	1
All others	SH605061J	25
26. Shakeproof Washer	C725	26



CYLINDER BLOCK

1. Engine Piston Set

S1 3.8 8:1 Compression Ratio

Standard	18393/SET	1
+20	18393+20/SET	1
+40	18393+40/SET	1

S1 3.8 9:1 Compression Ratio

Standard	20615/SET	1
+20	20615+20/SET	1
+30	20615+30/SET	1
+40	20615+40/SET	1

S1/S2 4.2 8:1 Compression Ratio

Standard	21380/SET	1
+20	21380+20/SET	1
+40	21380+40/SET	1

S1/S2 4.2 9:1 Compression Ratio

Standard	21379/SET	1
+20	21379+20/SET	1
+40	21379+40/SET	1

2. Engine Piston Ring Set

S1 3.8 8:1 Compression Ratio

Standard	R16586	1
+20	R16586/20	1
+30	R16586/30	1
+40	R16586/40	1

S1 3.8 9:1 Compression Ratio

Standard	R32592	1
+20	R32592+20	1
+30	R32592+30	1
+40	R32592+40	1

S1/S2 4.2

Standard	JLM2099S	1
+10	FZ60110	6
+20	FZ60120	6
+30	FZ60130	6

3. Gudgeon Pin

S1 3.8	C13827	6
S1 4.2	C13827	6
S2 4.2	C26629	6

4. Circlip

	C3964	12
--	-------	----

5. Connecting Rod Set

	RTC2995E	1
--	----------	---

6. Small End Bush

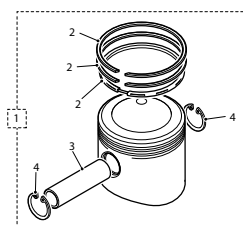
	C17164	6
--	--------	---

7. Connecting Rod Bolt

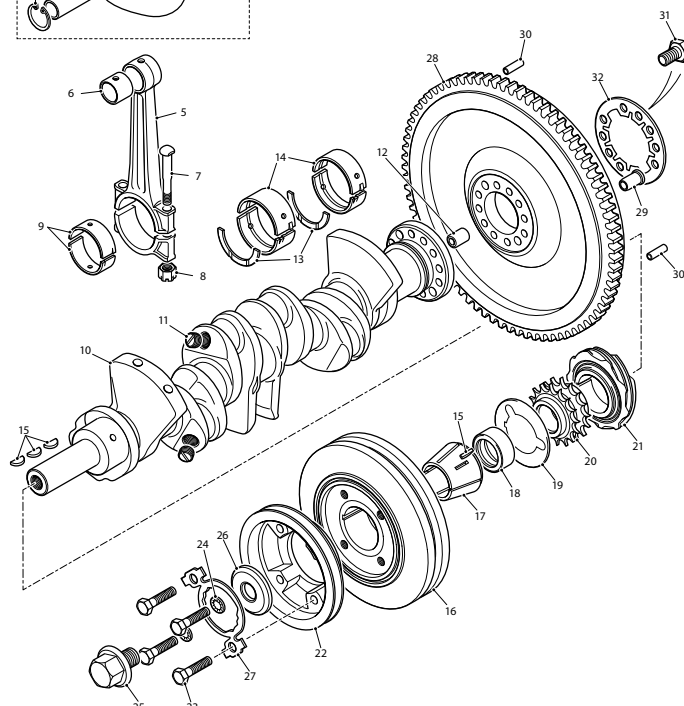
	C32344	12
--	--------	----

8. Nut, on Bolts

	EAC5541	12
--	---------	----



CRANKSHAFT ASSEMBLY



9. Connecting Rod Bearing Set

Standard	B6545LC	1
+10	B6545LC/10	1
+20	B6545LC/20	1
+30	B6545LC/30	1
+40	B6545LC/40	1
+60	B6545LC/60	1

10. Crankshaft

S1 3.8	C18350/1	1
S1/S2 4.2	EAC6719	1

11. Sludge Plug

S1 3.8	C4283	6
S1/S2 4.2	C23761	6

12. Crankshaft Spigot Bush

	C2226	1
--	-------	---

13. Crankshaft Thrust Washer

Standard	C34744	2
Oversize, approx 0.004"	C347441	2

UPRATED CONNECTING ROD SET RTC2995U



14. Crankshaft Main Bearing Set

S1 3.8		
Standard	M7118LC	1
+10	M7118LC/10	1
+20	M7118LC/20	1
+30	M7118LC/30	1
+40	M7118LC/40	1
+60	M7118LC/60	1
S1/S2 4.2		
Standard	11622	1
+10	1162210	1
+20	1162220	1
+30	1162230	1
+40	1162240	1

15. Woodruff Key C757 4

16. Crankshaft Damper

S1 3.8	C15274	1
S1 4.2	C24366	1
S2 4.2	EAC4050	1
Harmonic Damper Kit		
S1 3.8 (Simplex)	C15274HV	1
S1 3.8 (Duplex)	C15274HW	1
S1/S2 4.2	C24366H	1

17. Crankshaft Cone C2466 1

18. Distance Piece C40147 1

N.B Need O-Ring to Fit EAC8101 1

19. Oil Thrower C23701 1

20. Timing Chain Gear C2170 1

21. Oil Pump Drive Gear C2314 1

22. Crankshaft Pulley

S1 3.8 R1001 - R5249 (Simplex)	C14589	1
S1 3.8 R5250 onwards (Duplex)	C19517	1
S1 4.2	C24289	1
S2 4.2	C23131	1

23. Bolt, securing Pulley

S1 3.8	UFB131/12V	4
S1/S2 4.2	BH606101J	4

24. Washer, on Bolts C725 2

25. Crankshaft Bolt C5896 1

26. Washer, behind Bolt C2468 1

27. Tab Washer, locking Bolt

S1 3.8/4.2	C2467	1
S2 4.2	C23158	1

28. Flywheel (Manual)

S1 3.8 (104 Teeth)	C14921	1
S1/2 4.2 (133 Teeth)	C18517	1
Ring Gear		
S1 3.8 (104 Teeth)	C14921RG	1
S1/2 4.2 (133 Teeth)	C18517RG	1
Performance Aluminium Flywheel		
S1 3.8 (104 Teeth)	C14921U	1
S1/2 4.2 (133 Teeth)	C18517U	1
S1/2 4.2 (133 Teeth) Lightweight	C18517U/1	1
Drive Plate (Automatic)		
S1/2 4.2 2+2	C25412	1

PERFORMANCE ALUMINIUM FLYWHEEL



These upgrades are made to the very highest specification, offering an outstanding performance increase when fitted to a standard or high performance E-Type engine.

29. Dowel, in centre of Flywheel

S1 3.8/4.2	C2313	2
S2 4.2	C2313	3

Dowel, locating Drive Plate to Crankshaft

S1/2 2+2 Automatic	C2313	2
--------------------	-------	---

30. Dowel, in outer face of Flywheel

S1 3.8/4.2	C1782	2
S2 4.2	C8631	3

31. Setscrew, securing Flywheel to Crankshaft

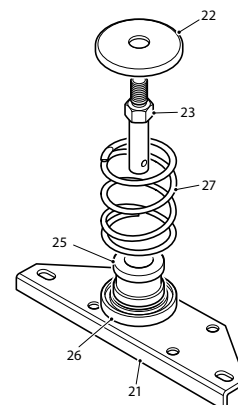
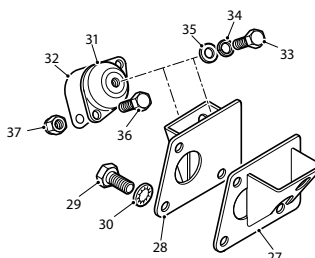
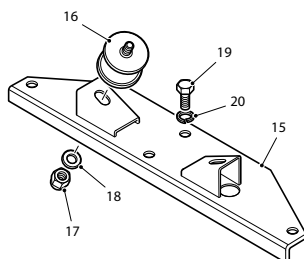
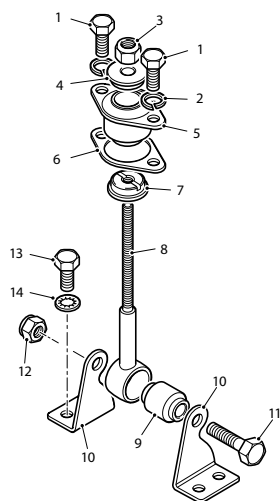
All Models	C4855	10
------------	-------	----

32. Flywheel Lock Plate

All Models	C4810	1
------------	-------	---

CYLINDER BLOCK

ENGINE MOUNTINGS



STABILISING LINK

1. Setscrew	SH605061J	2
2. Shakeproof Washer	C725	2
3. Nyloc nut	NY606041J	1
4. Stepped Washer	C11607	1
5. Mounting Bush for Stabilising link	C20217	1
6. Tapped plate	C20201	1
7. Stepped Washer with slot	C11688	1
8. Stabilising link	C12890	1
9. Bush for lower eye in Stabilising link	C10940	1
10. Brackets for Stabilising link, Pair	C14922/3	1
11. Bolt for Stabilising link Bush	BH607141J	1
12. Nyloc nut for Stabilising link Bush	NZ607041	1
13. Setscrew	SH505061J	4
14. Shakeproof Washer	C725	4

REAR ENGINE MOUNTING, 3.8 LITRE

15. Support Bracket Assembly	C19430	1
16. Rubber mounting	C4304	2
17. Nyloc nut	NY606041J	4
18. Plain Washer	FW106T	4
19. Setscrew, securing bracket to body	SH605051J	5
20. Shakeproof Washer	FG105/X	5

REAR ENGINE MOUNTING, 4.2 LITRE

21. Support Bracket Assembly, Manual	C21333	1
Support Bracket Assembly, Automatic	C25470	1
22. Retainer	C19119	1
23. Gearbox pin, UNF Thread	C21336	1
24. Coil Spring	C12299	1
25. Spring Centre Bush	C12265	1
26. Spring Seat	CBC2517	1

FRONT ENGINE MOUNTINGS

27. RH Engine Mounting Bracket	C15850	1
28. LH Engine Mounting Bracket	C15849	1
29. Setscrew for Engine Mounting Bracket	SH607061J	6
30. Shakeproof Washer	C727	6
31. Engine Mounting	C18556	2
32. Packing Plate	C18242	A/R
33. Setscrew for Engine Mounting	UFS150/7R	2
34. Spring Washer	FG108X	2
35. Plain Washer	FW108T	2
36. Setscrew	SH605061J	4
37. Nyloc Nut	NY605041J	4



AT SNG BARRATT, WE AIM TO DELIVER ABSOLUTE QUALITY

That's why we've teamed up with MAHLE Piston Systems to offer the most robust, reliable piston components to keep the heart of your Jaguar beating stronger, for longer.

All pistons and bearings are manufactured globally to the exact specifications of the Original Equipment parts.



MAIN BEARING SETS



**3.8 LITRE ENGINE
PISTON SETS**



**4.2 LITRE ENGINE
PISTON SETS**



CAMSHAFT BEARINGS

Give your E-Type the ultimate upgrade...

See pages 12-13 for full listings of
MAHLE pistons and bearings.



OIL FILTER

1. Oil Cleaner, Complete			10. Oil Filter Element	JLM9544	1
S1 3.8	C15839	1	11. Anchor Insert		
S1 4.2	C21911	1	S1/2 4.2	9348	1
S2 4.2 to 7R2297/7R35582	C21911	1	12. Clamping Plate		
S2 4.2 7R2298/7R35583 onwards	C29554	1	S1/2 4.2	9667	1
2. Canister Assembly			13. Sealing Ring	6883	1
S1 3.8/4.2	7984	1	14. Filter Head		
S2 4.2 to 7R2297/7R35582	7984	1	S1 3.8	8750	1
S2 4.2 7R2298/7R35583 onwards	12249	1	S1 4.2	10443	1
3. Spring, at bottom of Canister	6159	1	S2 4.2 to 7R2297/7R35582	10443	1
4. Washer, Plain, at top of Spring	6160	1	S2 4.2 7R2298/7R35583 onwards	11671	1
5. Felt Washer, under Pressure Plate	11665	1	15. Balance Valve		
6. Pressure Plate	6886	1	S1 3.8	8104	1
7. Bolt, through Canister			S1 4.2	9664	1
S1 3.8/4.2	7987	1	S2 4.2 to 7R2297/7R35582	9664	1
S2 4.2 to 7R2297/7R35582	7987	1	16. Seal, Under Head of Valve		
S2 4.2 7R2298/7R35583 onwards	12250	1	S1 3.8	8103	1
8. Rubber Washer, under Head of Bolt	6158	1	S1 4.2	9665	1
9. Spring Clip, on Bolt			S2 4.2 to 7R2297/7R35582	9665	1
S1 3.8/4.2	6163	1			
S2 4.2 to 7R2297/7R35582	6163	1			
S2 4.2 7R2298/7R35583 onwards	6033	1			

UPGRADE SPIN-ON OIL FILTER KITS...

Taking the hassle out of a filter change, with **modern filtration technology** and no more canister seals or a messy garage floor!

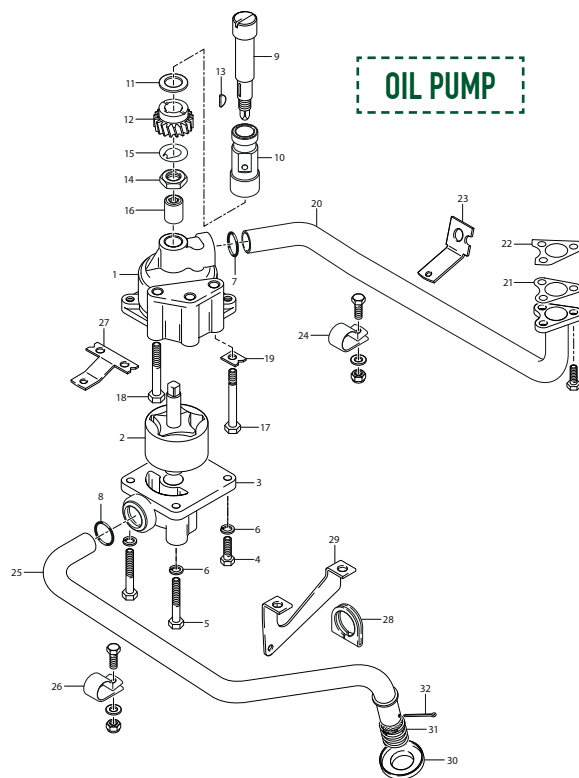
S1 3.8
S1 4.2
S2

OFK17/1
OFK18/3
OFK19/1

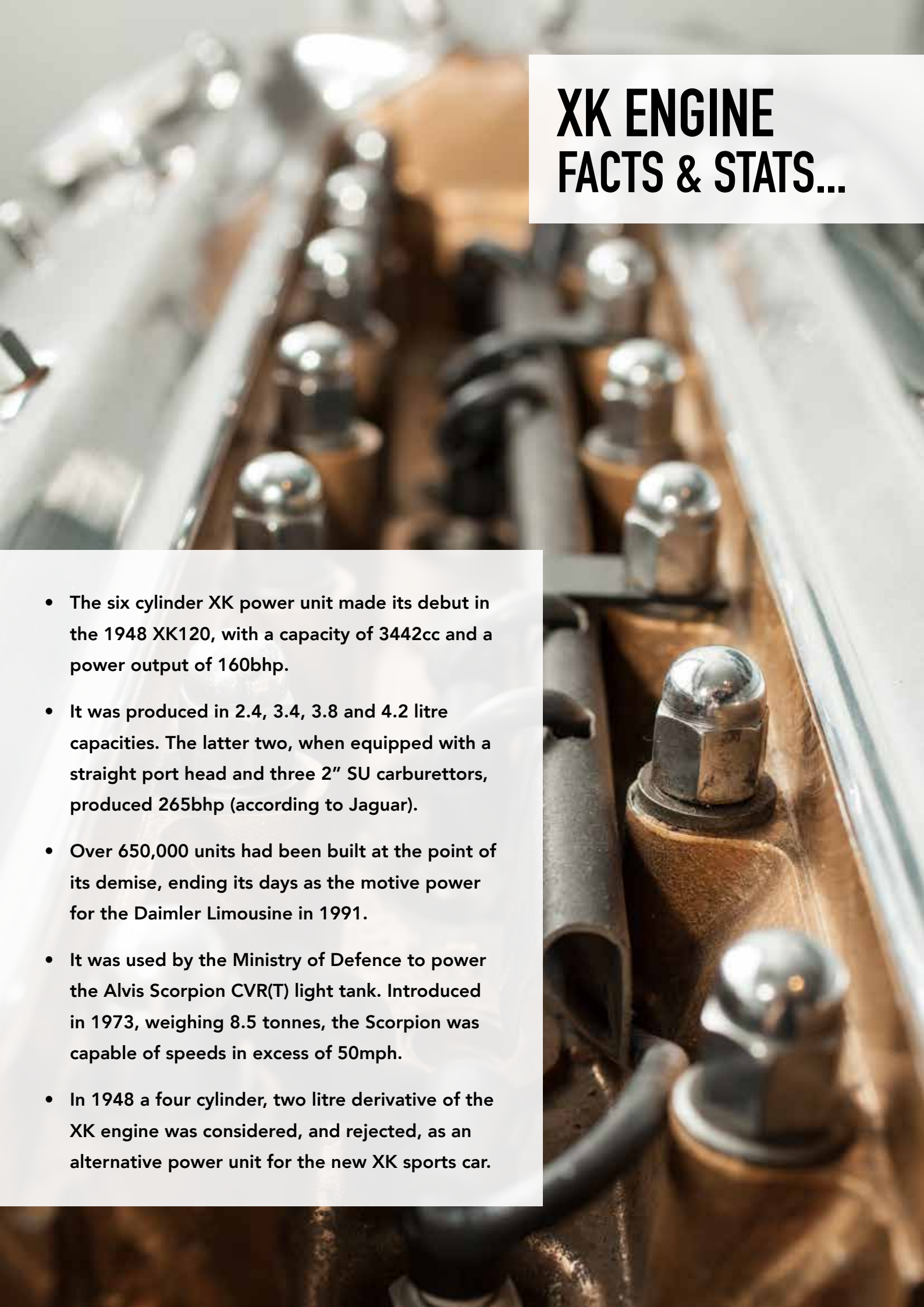


OIL PUMP

1. Oil Pump	C217652	1
High Flow	C217652U	1
N.B ENG105 Adaptor must be used when fitting to 3.8 models		
2. Rotor Assembly - S1 3.8	C17665	1
Rotor Assembly - S1/2 4.2	C17664	1
3. Cover, at bottom of Pump		
S1 3.8	C17657	1
S1/2 4.2	C21759	1
4. Setscrew, Securing Cover		
S1 3.8	SH505061J	2
S1/2 4.2	SH505081J	2
5. Setscrew, Securing Cover	BH505141J	2
6. Spring Washer, on Setscrews	FG105/X	4
7. O Ring, in Oil Pump Body	C8649	1
8. O Ring, in Oil Pump Cover	C21848	1
9. Oil Pump Drive Shaft	C8646	1
10. Drive Shaft Bush	C8647	1
11. Oil Pump Gear Washer	C2393	1
12. Oil Pump Gear	C2152	1
13. Woodruff Key	C753	1
14. Nut, at bottom of Drive Shaft	NT609041	1
15. Lock Washer	C2151	1
16. Oil Pump Drive Shaft Coupling	C8648	1
17. Dowel Bolt - S1 3.8	C9294	3
Dowel Bolt - S1/2 4.2	C9294	2
18. Bolt, S1/2 4.2	BH605181J	1
19. Tab Washer		
S1 3.8	C7263	3
S1/2 4.2	C7263	1
20. Oil Delivery Pipe from Pump to Cylinder Block		
S1 3.8	C8608	1
S1/2 4.2	C22595	1
21. Gasket, between Flange of Pipe and Cylinder Block		
S1 3.8	C2220	1
S1/2 4.2	C22598	1
Screw, securing Delivery pipe to Cylinder Block	SH605061J	3
22. Tab Washer - S1 3.8	C7263	3
Tab Washer - S1/2 4.2	C22952	2
23. Strut, on Bearing Cap, supporting Oil Delivery Pipe		
S1 4.2	C21982	1
S2 4.2	C28369	
24. Clip, securing Oil Delivery Pipe to Strut, S1/2 4.2	C6824	1
Setscrew, securing Clip to Strut	SH605451J	1
Locking Nut, on setscrew	C24119/1	1
Plain Washer, under Nut	FW104/T	1
25. Oil Suction Pipe from Oil Sump to Oil Pump		
S1 3.8	C16760	1
S1/2 4.2	C21760	1



26. Clip, securing Oil Delivery Pipe to Strut on Pump		
S1 3.8	C6824	2
S1/2 4.2	C21794	1
27. Strut, on Pump, supporting Pipe		
S1 3.8	C8665	1
S1/2 4.2	C21793	1
Screw, securing Clip to Strut	SH605451J	2
Locking Nut, on setscrew	C24119/1	2
Plain Washer, under Nut	FW104/T	2
28. Clip, securing Oil Suction Pipe to Strut on Centre Bearing Cap		
S1/2 4.2	C21850	1
29. Strut, on Centre Bearing Cap		
S1 3.8	C16761	1
S1/2 4.2	C21849	1
Screw, securing Clip to Strut	SH605451J	2
Distance Piece, on Bolt, S1/2 4.2	C22031	1
Locking Nut, on setscrew	C24119/1	2
Plain Washer, under Nut	FW104/T	2
30. Plate, sealing bottom of Suction Pipe		
S1 3.8	C6829	1
S1/2 4.2	C21745	1
31. Spring, behind Sealing Plate		
S1 3.8	C6828	
S1/2 4.2	C21744	1
Split Pin, retaining Plate and Spring on Suction Pipe	C1221/4	1

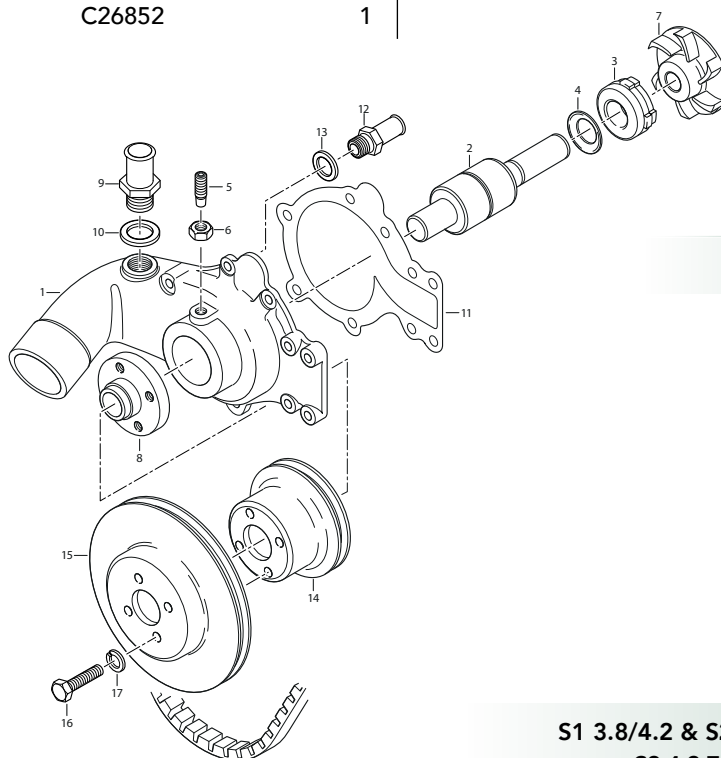


XK ENGINE FACTS & STATS...

- The six cylinder XK power unit made its debut in the 1948 XK120, with a capacity of 3442cc and a power output of 160bhp.
- It was produced in 2.4, 3.4, 3.8 and 4.2 litre capacities. The latter two, when equipped with a straight port head and three 2" SU carburettors, produced 265bhp (according to Jaguar).
- Over 650,000 units had been built at the point of its demise, ending its days as the motive power for the Daimler Limousine in 1991.
- It was used by the Ministry of Defence to power the Alvis Scorpion CVR(T) light tank. Introduced in 1973, weighing 8.5 tonnes, the Scorpion was capable of speeds in excess of 50mph.
- In 1948 a four cylinder, two litre derivative of the XK engine was considered, and rejected, as an alternative power unit for the new XK sports car.

WATER PUMP

1. Water Pump Assembly				10. Copper Washer			
S1 3.8	C15694	1		S2 4.2	C2296/2	1	
S1 4.2	C25091	1		11. Water Pump Gasket			
S1 4.2 Aluminium	C25091A	1		S1 3.8/4.2	C2303	1	
S2 4.2 to 7R1914/7R35388	C31144	1		S2 4.2 to 7R1914/7R35388	C2303	1	
S2 4.2 7R1915/7R35389 onwards	C30811	1		S2 4.2 7R1915/7R35389 onwards	C28658	1	
2. Water Pump Bearing	C8167/1	1		12. Heater Outlet Adaptor	C17421	1	
3. Seal, on Spindle				13. Copper Washer	C17421/1	1	
S1 3.8/4.2	C6773	1		14. Pulley for Water Pump			
S2 4.2 to 7R1914/7R35388	C6773	1		S1 3.8 Single Vee	C14588	1	
S2 4.2 7R1915/7R35389 onwards	ADU6170	1		S1 3.8 Double Vee	C20176		
4. Thrower, on Spindle				S1 4.2	C25083	1	
S1 3.8/4.2	C8256	1		S2 4.2	C28609	1	
S2 4.2 to 7R1914/7R35388	C8256	1		15. Pulley for Alternator			
S2 4.2 7R1915/7R35389 onwards	C28628	1		S2 4.2	C30630	1	
5. Screw, locking Bearing in Body	C23128	1		16. Setscrew, securing Pulleys to Carrier			
6. Nut, locking Screw	NT604041J	1		S2 4.2	UFS125/8R	4	
7. Impeller				17. Spring Washer, on Setscrews			
S1 3.8/4.2	C22798	1		S2 4.2	FG104/X	4	
S2 4.2 to 7R1914/7R35388	C22798	1		18. Belt, Driving Pulley			
S2 4.2 7R1915/7R35389 onwards	EAC3202	1		S1 3.8 Single Vee	C15840	1	
8. Carrier, for Pulley				S1 3.8 Double Vee	C19524	1	
S1 3.8	C17654	1		S1 4.2	C24291	1	
S1/2 4.2	C25082	1		S2 4.2	C28955	1	
9. By-Pass Adaptor							
S2 4.2	C26852	1					



WATER PUMP

WATER PUMP REPAIR KIT

Kit includes pump body gasket, water pump bearing, impeller and water pump seal. S2 kit includes seat seal.

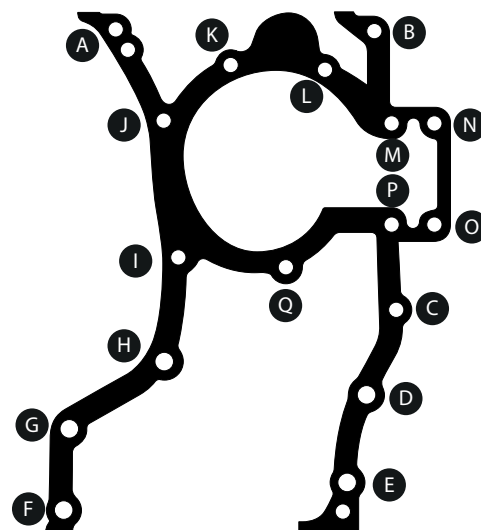


S1 3.8/4.2 & S2 4.2 to 7R1914/7R35388 - SBS7272
S2 4.2 7R1915/7R35389 onwards - C30811K

TIMING GEAR – STUDS & BOLTS

SERIES 1 3.8

A,B	Bolt, securing Timing Cover to Cylinder Block, to R1508	BH605161J	2
A,B	Bolt, securing Timing Cover to Cylinder Block, R1509 onwards	BH605161J	1
C	Bolt, securing Timing Cover to Cylinder Block	BH605201J	1
D,E,F	Bolt, securing Timing Cover to Cylinder Block, to R1844	BH605121J	5
D,E,F	Bolt, securing Timing Cover to Cylinder Block, R1845 onwards	BH605121J	3
G	Bolt, securing Bracket and Timing Cover to Block	BH606141J	1
H	Bolt, securing Bracket and Timing Cover to Block	BH606141J	1
I,J	Bolt, securing Timing Cover and Water Pump to Cylinder Block	BH605261J	2
K,L,Q	Stud, fixing Water Pump to Timing Cover	C2184	3
M,O	Bolt, securing Timing Cover and Water Pump to Cylinder Block, to R1508	BH605221J	3
M,O	Bolt, securing Timing Cover and Water Pump to Cylinder Block, R1509 onwards	BH605221J	4
N	Bolt, securing Timing Cover, Water Pump and Dynamo Link, to R1509	BH605221J	1



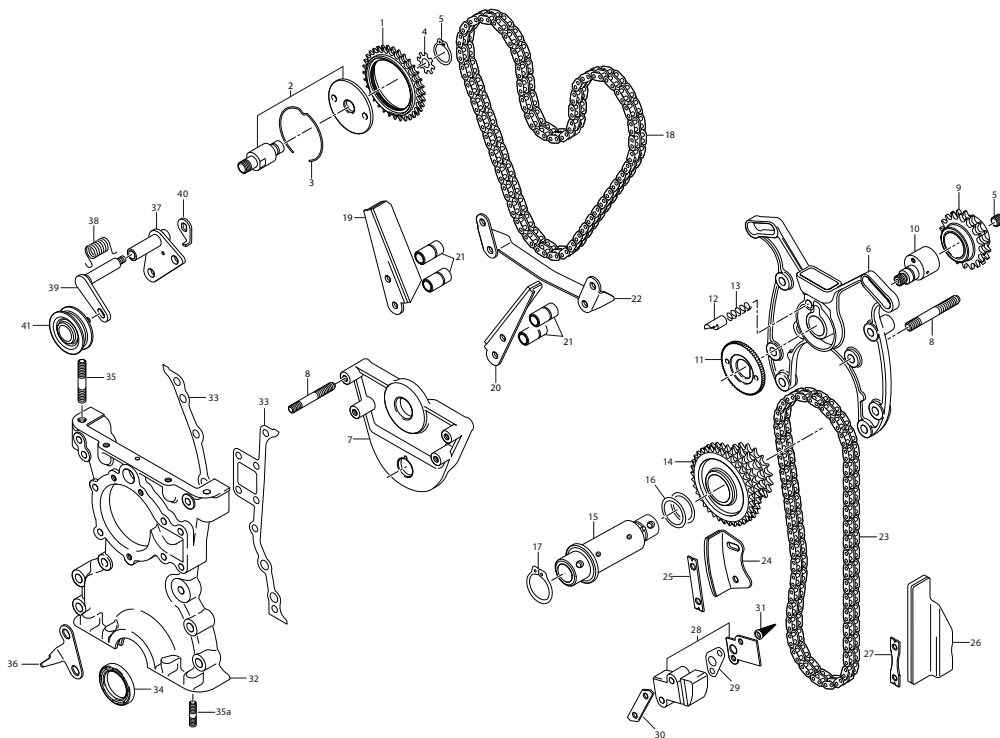
SERIES 1 4.2

A	Bolt, securing Timing Cover to Cylinder Block	BH605161J	1
B	Bolt, securing Timing Cover and Alternator Shield to Block	BH605151J	1
C	Bolt, securing Timing Cover to Cylinder Block	BH605201J	1
D,E,F	Bolt, securing Timing Cover to Cylinder Block	BH605121J	3
G	Bolt, securing Bracket and Timing Cover to Block	BH606141J	1
H	Bolt, securing Bracket and Timing Cover to Block	BH606141J	1
I,J	Stud, fixing Timing Cover and Water Pump to Cylinder Block, to 7E1001 to 7E1404	C23226	2
I,J	Bolt, securing Timing Cover and Water Pump to Cylinder Block, 7E1405 onwards	BH605261J	2
K,L,Q	Stud, fixing Water Pump to Timing Cover, to 7E1001 to 7E1404	C23229	3
K,L,Q	Bolt, fixing Water Pump to Timing Cover, 7E1405 onwards	BH605151J	3
M,P	Bolt, securing Timing Cover and Water Pump to Cylinder Block	BH605221J	2
O,N	Bolt, securing HT Lead Clip and Timing Cover to Cylinder Block	BH605221J	2

SERIES 2

A,B	Bolt, securing Timing Cover to Cylinder Block	BH605161J	2
C	Bolt, securing Timing Cover to Cylinder Block	BH605201J	1
D,E,F	Bolt, securing Timing Cover to Cylinder Block	BH605121J	3
G	Bolt, securing Bracket and Timing Cover to Block	BH606141J	1
H	Bolt, securing Bracket and Timing Cover to Block	BH606141J	1
I,J	Bolt, securing Water Pump and Timing Cover to Block	BH605261J	2
K,L	Bolt, fixing Water Pump to Timing Cover	BH505121J	2
M	Bolt, securing Water Pump and Timing Cover to Block	BH605221J	1
N	Bolt, securing Water Pump, Timing Cover, Alternator Bracket and Link to Block	BH605261J	1
O	Bolt, securing Water Pump, Timing Cover and Alternator Bracket to Block	BH605221J	1
P	Bolt, securing Water Pump and Timing Cover to Block	BH605221J	1
Q	Screw, fixing Water Pump to Timing Cover	SH505091	1

TIMING GEAR



TIMING CHAIN ADJUSTER
SBS1265

TIMING GEAR

1. Sprocket for Camshafts	C24686	2	11. Micro-Adjustment Plate for Upper Chain	C4404	1
2. Adjusting Plate and Coupling, for Sprocket (All Models)	C34034	2	Nut	UFN243L	1
3. Circlip, retaining Coupling in Sprocket	C30767	2	Washer	WE600071J	1
Screw, securing Coupling and Sprocket	C2310	4	12. Plunger Pin	C4405	1
4. Star Washer, on Guide Pins, behind Adjuster Plate	C2194	2	13. Spring	C2297	1
5. Circlip, retaining Guide Pin	C2261	2	14. Intermediate Spocket Assembly	C25275	1
6. Front Bracket, mounting Timing Gear (All Models)	C4128/1	1	Bush	C2320	1
7. Rear Bracket, mounting Timing Gear			15. Shaft, for Intermediate Sprocket	C26608	1
S1 3.8	C4129	1	16. Shim	C16626	A/R
S1/2 4.2	C21703	1	17. Circlip	C2335	1
8. Stud, fixing Brackets together	C2182	4	18. Upper Timing Chain	C2256	1
Nut, on Stud	JLM9683	4	19. RH Upper Chain Guide	C13617	1
Washer	C724	4	20. LH Upper Chain Guide	C13616	1
Bolt, securing Brackets to Block	BH605181J	4	21. Distance Piece, for Chain Guides		
Washer	WE600051J	4	S1 3.8	C13660	4
9. Idler Sprocket Assembly	C26740	1	S1/2 4.2	C21734	4
Bush, in Sprocket	C2319/1	1	22. Retainer, for Chain (S2)	C25819	1
10. Eccentric Shaft for Idler Sprocket	C27189	1	23. Lower Timing Chain	C2255	1
Plug, in end of Eccentric Shaft	C2282	1	24. Intermediate Damper		
			S1 3.8	C13615/1	1
			S1/2 4.2	C21815	1
			Screw	SH605051J	2

25. Tab Washer (4.2 Models)	C21831	1	35. Stud, in Timing Cover Fixing Cylinder Head	C21831	2
26. Vibration Damper, for Lower Chain	C13614/1	1	Nut	JLM9684	2
Screw	SH605051J	2	Copper Washer	FW105E	2
27. Tab Washer	C20397	1	35a. Stud, in Timing Cover Fixing Sump	C2325	4
28. Hydraulic Tensioner Assembly	EAC3629	1	Nut	JLM9684	4
29. Tab Washer	6029	1	Copper Washer	FW105E	4
Shim	C9766	A/R	36. Ignition Timing Pointer, on Sump		
Bolt	BH604111J	2	S2 4.2 7R1916/7R35390 onwards	C29369	1
30. Tab Washer	C10333	1	37. Bracket, mounting Tensioner for Water Pump Belt	C23381	1
31. Filter Gauze	C13457	1	38. Torsion Spring	C18447	1
32. Front Timing Cover			39. Carrier for Jockey Pulley	C21330	1
S1 3.8/4.2	C8614/1	1	Nut	C8737/2	1
S2 4.2 to 7R1914/7R35388	C8614/1	1	40. Thrust Washer and Stop	C21326	1
S2 4.2 7R1915/7R35389 onwards	C28480	1	41. Jockey Pulley		
33. Timing Cover Gasket			S1 3.8 R1845 to R5249	C18733	1
S1 3.8/4.2	C8615	1	S1 3.8 R5250 to R9999 / RA1001 & subs.	C19521	1
S2 4.2 to 7R1914/7R35388	C8615	1	S1 4.2	C19521	1
S2 4.2 7R1915/7R35389 onwards	C28658	1	S2 4.2	C18733	1
34. Main Oil Seal, Timing Cover to Sump	C24611	1	Nut	C24119/2	1

UPDATED TIMING CHAIN & TENSIONER...

Treat your E-Type to an updated duplex timing chain with chamfered rollers; ideal for competition use and track days.

This is complemented perfectly with the updated timing chain tensioner, boasting improved durability and increased chain life for the most demanding of conditions.



LOWER TIMING CHAIN	C2255U
UPPER TIMING CHAIN	C2256U
TIMING CHAIN TENSIONER	EAC3629U

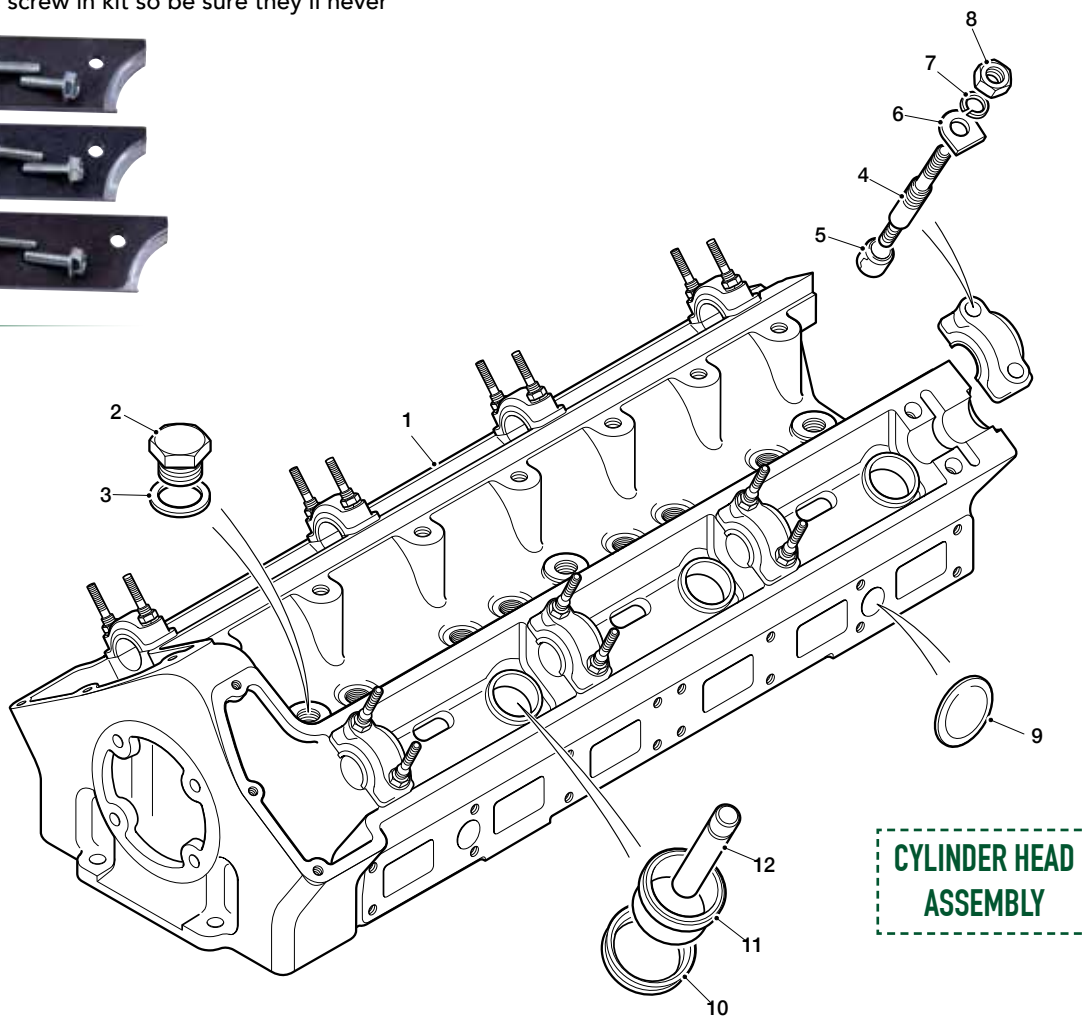
CYLINDER HEAD

1. Cylinder Head Assembly			6. D Washer	C2323	16
S1 3.8 Litre	C14957	1	7. Spring Washer	FG105X	16
S1 4.2 Litre	C23241	1	8. Nut	JLM9684	16
S2 to Engine No. 7R.1914 & 7R35388	C26202	1	9. Core Plug	C317	2
S2 from Engine No. 7R.1915 & 7R35389	C28391	1	10. Valve Insert, Inlet	C29122	6
2. Headed core plug	C2157	3	Valve Insert, Exhaust	C29124/1	6
3. Copper Washer	C22962	3	11. Tappet Guide	C7262	12
4. Camshft Bearing Stud	C2326	16	12. Valve Guide		
5. Ring Dowel	EBC9705	16	Inlet	C27477	6
Series 1 3.8 & 4.2 Litre			Exhaust	C26195	6
			N.B. Oversize Valve Guides are available, please contact sales		

TAPPET HOLD DOWN KIT

SBS9219

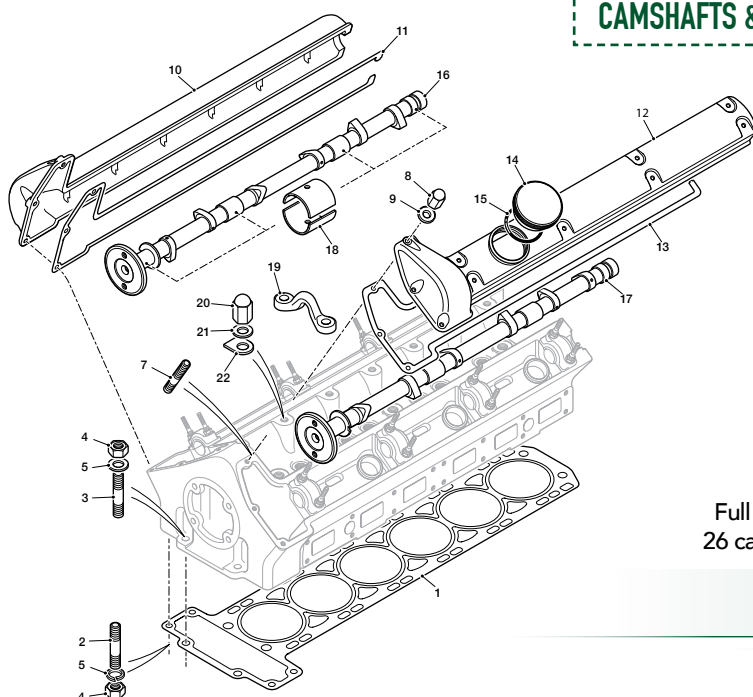
Tappet guides are prone to dislocation.
Tie them down with this screw in kit so be sure they'll never
move again!



CYLINDER HEAD

1. Cylinder Head Gasket					
3.8 Litre	C19113	1	16. Inlet Cam		
4.2 Litre S1 & Early S2	AG570	1	S1 3.8 Litre	C17138	1
S2 Late	NXD2520AA	1	S1 4.2 Litre	C14985	1
2. Stud, Block to Head	C2189	4	S2 4.2 Litre		
3. Stud, Timing Cover to Head	C2183	2	to Engine no.7R. 8687, SWB		
4. Nut	JLM9684	6	& 7R. 8854, 2+2	C14985	1
5. Spring Washer	FG105X	4	From Engine no.7R. 8688		
6. Copper Washer	FW105E	2	to 7R14074, SWB		
7. Stud securing Cam Cover	C67272	6	& Engine no.7R. 8855 onwards, 2+2	C31819	1
8. Dome Nut, Chromed	C2327	22	From Engine no.7R. 14075		
9. Copper Washer	FW104E	22	onwards, SWB	C35556	1
Countersunk Setscrew for			17. Exhaust Cam		
late Cam Covers	C423264	2	S1 3.8 Litre & 4.2 Litre	C13081	1
(In place of 2 x C2327, 2 x FW104E & 2 x C67272)			S2 4.2 Litre		
10. Inlet Cam Cover			to Engine no.7R. 8687, SWB		
S1 (as a pair with Exhaust Cover)	C25469PR	1	& 7R. 8854, 2+2	C13081	1
S2	NLA	1	From Engine no.7R. 8688		
11. Inlet Cam Cover Gasket	C14988/1	1	to 7R14074 SWB		
12. Exhaust Cam Cover			& Engine no.7R. 8855 onwards, 2+2	C31818	1
S1 (as a pair with Exhaust Cover)	C25469PR	1	From Engine no.7R. 14075		
S2	NLA	1	onwards, SWB	C35555	1
13. Exhaust Cam Cover Gasket	C6735/1	1	18. Camshaft Bearing Set	RTC2347	1
14. Oil Filler Cap, Polished			19. Engine Lifting Bracket	C23607	2
with Jaguar Logo	C1022	1	20. Dome Nut, Chromed	C2328	14
15. Sealing Ring			21. Plain Washer	FW207T	8
S1 3.8 Litre (Fibre)	C419	1	21. Plain Washer, Chromed	C10301*	A/R
S1 4.2 Litre & S2 (Rubber)	C25480	1	22. D' Washer, Chromed	C2385	6

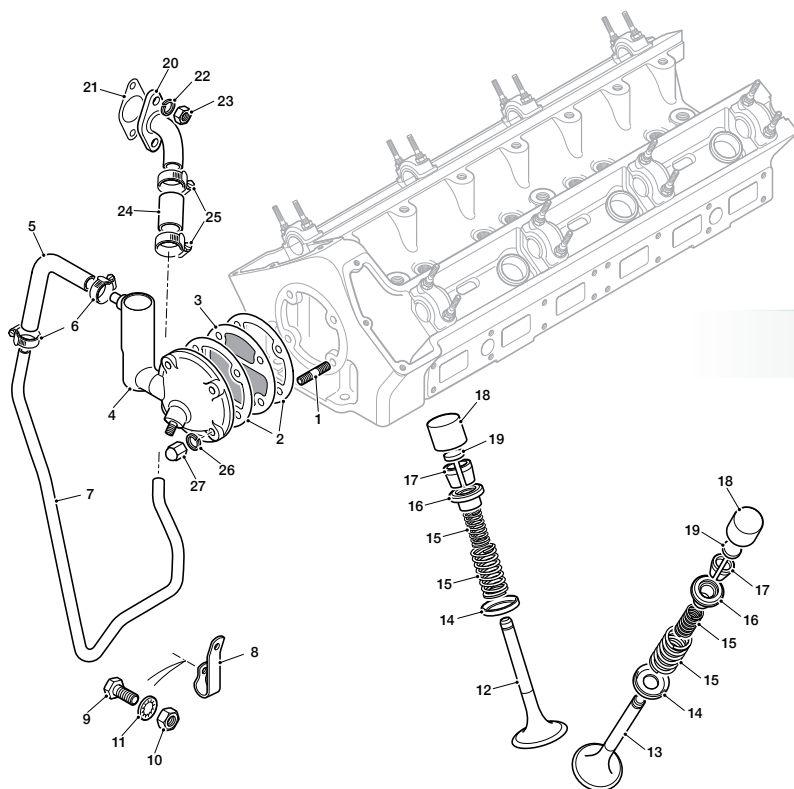
CAMSHAFTS & COVERS



Full Chrome kit of 14 head nuts, 12 'D' washers, 2 round head washers, 26 cam cover & breather dome nuts and 26 cam cover copper washers.

CYLINDER HEAD HARDWARE KIT CR1050

CYLINDER HEAD



VALVES & CRANKCASE BREATHER

VALVE CLEARANCE DECAL

ID0008

1



1. Breather housing stud	C6727	4	14. Valve Spring Seat	C27481	12
2. Breather Housing Gasket	C2227	2	15. Valve Spring Set	VSP480P	1
3. Breather Housing Gauze Filter Assembly	C37282	1	16. Valve Collar	C27480	12
4. Breather Housing			17. Valve Cotter	EBC2997	12 Prs
S1 3.8 Litre Early	C8048	1	18. Tappet	C7213/1	12
S1 3.8 Litre Late	C18584	1	19. Valve Clearance Adjustment Shims		
S1 4.2 Litre	C23874	1	Available in twenty six 0.001" increments		
S2 4.2 Litre	C25261	1	from 0.085" to 0.110		
5. Breather Hose			Each Shim Given the number C2243		
S1 3.8 Litre Early, Ribbed flexible pipe			and a Suffix A-Z		
27" (68.5cm) Long	C2485/1	A/R	i.e. Adjustment Pad (Pallet Shim) 0.085"	C2243A	A/R
S1 3.8 Litre Late & S1 4.2 Litre, Elbow Hose	C41343	1	1.e. Adjustment Pad (Pallet Shim) 0.110"	C2243Z	A/R
6. Clips for Breather Hose	C15886/1	2	Half thou increments are also available		
7. Breather Pipe			by adding suffix P		
S1	C24740	1	i.e. Adjustment Pad (Pallet Shim) 0.0855"	C2243AP	A/R
S2	C28247	1	Larger Sizes are also available to order		
8. Pipe Clamp			20. Breather Hose Elbow	C19003	1
3.8 Litre Early	C1040/21	1	21. Gasket for Breather Hose Elbow	C19006	1
3.8 Litre Late & 4.2 Litre	C24739	1	22. Spring Washer	FG104X	2
9. Setscrew for Pipe Clamp	UFS1194R	1	23. Nut	JLM9683	2
10. Nut	UFN119L	1	24. Breather Hose	C18589	1
11. Shakeproof Washer	WF702101J	1	25. Hose Clip	C15886/8	2
12. Inlet Valve	EAC1547	6	26. Spring Washer	FG104X	4
13. Exhaust Valve	EAC1548	6	27. Dome Nut	C2327	4

1. Secondary Throttle Housing,		
To Engine no. 7R. 1838 SWB & 7R. 35329 2+2	C28888	1
From Engine no. 7R. 1839 SWB & 7R. 35330 2+2	C30201	1
2. Adaptor for Water Outlet	C17421	1
3. Copper Washer on Adaptor	C2296/1	1
4. Bush for Throttle Spindle	C28928	2
5. Gasket, Housing to Manifold	C28699	2
NOT ILLUSTRATED:		
Stud, Long. Housing & Carburettors to Manifold	C28701	4
Stud, Intermediate. Throttle Housing to Manifold	C28702	4
Stud, Short. Carburettors to throttle Housing	C18232	4
Spring Washer	FG105X	12
Nut	JLM9684	12

FROM ENGINE NO. 7R.2083 SWB & 7R. 35463 2+2 ONWARDS

6. Top Cover	C31012	1
7. Gasket for Top Cover	C31055	1
8. Set screw for Top Cover	SE505071J	4
9. Copper Washer	FW105E	4
10. Feed Hose	C30643	1
11. Outlet Hose	C30923	1
12. Hose Clip	CS100X	4

TO ENGINE NO. 7R.2082 SWB & 7R.35462 2+2 (NOT SHOWN)

Primary Mixture Pipe	C28704	1
Gasket for Primary Mixture Pipe	C28705	1
Stud, Mixture Pipe to Throttle Housing	C28707	4
Stud, Long. Mixture Pipe to Exhaust Mixture Housing	C28813	2
Stud, Short. Mixture Pipe to Exhaust Mixture Housing	C28707	2
Nut	JLM9684	8
Copper Washer	FW105E	8

TO ENGINE NO. 7R.7973 SWB & 7R.38579 2+2 (NOT SHOWN)

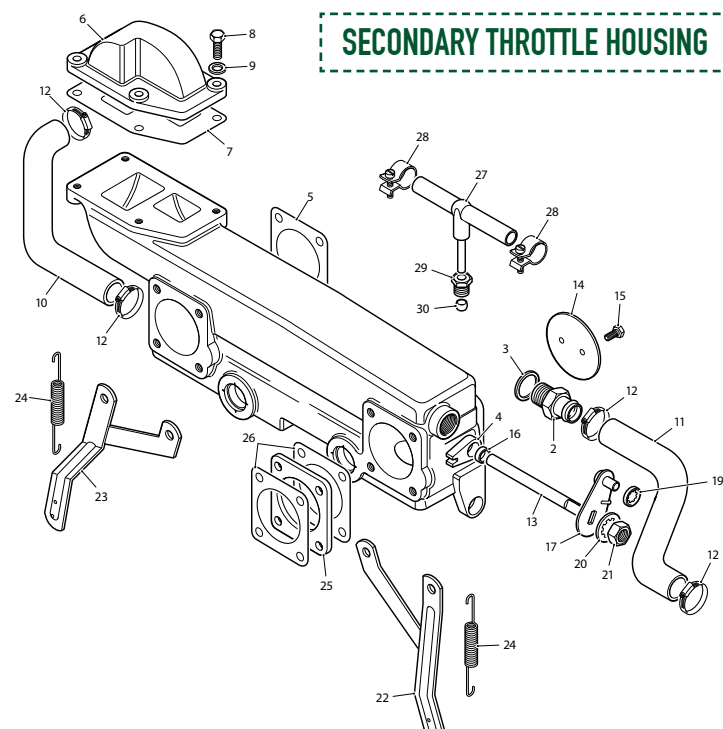
Secondary Throttle Spindle	12372	2
Secondary Throttle Disc	C28931	2
Screw	C28932	4
Bush, in Secondary Throttle Housing	C28928	2
Seal Assembly	C28929	2
Return Spring, Front	C28933	1
Return Spring, Rear	C28934	1
Secondary Throttle Lever Assembly, Front	C29135	1
Secondary Throttle Lever Assembly, Rear	C29136	1
Throttle link Assembly, Front	C29135	1
Throttle link Assembly, Rear	C29136	1
Lock Washer	C29139	4
Shakeproof Washer	C28940	2
Nut	C28941	2

FROM ENGINE NO. 7R.7974 SWB & 7R.38580 2+2

13. Secondary Throttle Spindle	C38930	2
14. Secondary Throttle Disc	C32293	2
15. Screw	C28932	4
16. Seal Assembly	C28929	2
17. Secondary Throttle Lever Assembly, Front	C31362	1
Secondary Throttle Lever Assembly, Rear	C31363	1
18. Throttle link Assembly, Front	C31382	1
Throttle link Assembly, Rear	12411	1
19. Lock Washer	C29139	4
20. Shakeproof Washer	C28940	2
21. Nut	C28941	2
22. Bracket, Front	C28093	1
23. Bracket, Rear	C28096	1
24. Return Spring	C23853	2

ALL USA & CANADA MODELS

25. Insulator, Between Carburettor & Throttle Housing	C33060	2
26. Gasket	C28696	4
27. Petrol 'Tee' Pipe	C28915	1
28. Clip	C28916	2
29. Olive, for Tee Pipe	C37133/6	1
30. Union Nut, for Tee Pipe	FS1011	1



CYLINDER HEAD

3.8 LITRE MODELS - INLET MANIFOLDS

1. Front Inlet Manifold, 3.8 Litre	C15831	1
2. Centre Inlet Manifold, 3.8 Litre	C15832	1
3. Rear Inlet Manifold, 3.8 Litre	C15833	1
4. Inlet Manifold Gasket	C14127/1	3
5. Air Balance Pipe		
Early	C14918	1
Late	C18945	1
6. Gasket for Air Balance Pipe	C11577	3
7. Stud for Air Balance Pipe & Water Outlet Pipe	C2496	12
8. Spring Washer	FG105X	12
9. Nut	JLM9684	12
10. Adaptor for Vacuum Hose	C14746	1
11. Gasket between Adaptor and Balance Pipe	C14089	1
12. Stud	C12472	2
13. Spring Washer	FG104X	2
14. Nut	JLM9683	2
15. Water Outlet Pipe	C15905	1
16. Gasket for Water Outlet Pipe	C11577	3
17. Thermostat Housing	C12422	1
18. Thermostat Housing Gasket	C4985	1
19. Thermostat	C3731/1*	1
20. Stud for Thermostat Housing	C2496	2
21. Spring Washer	FG105X	2
22. Nut	JLM9684	2
23. Blanking Plate	C17345	1
24. Shakeproof Washer	WF702101J	3
25. Setscrew	UCS119/5R	3
26. Gasket for Blanking Plate	C2475	1
27. Manifold Stud	C11761	18
28. Nut	JLM9684	18
29. Spring Washer	FG105X	18
30. Stud for Carburettor Flange	C6570	12

31. Nut	JLM9684	12
32. Spring Washer	FG105X	12
33. Core Plug	C11530	2
34. Copper Washer	C11531	2

4.2 LITRE MODELS - INLET MANIFOLDS

35. Inlet Manifold, 4.2 Litre S1 & S2 (not USA or Canada)	C24558	1
36. Inlet Manifold Gasket	C232321	1
37. Adaptor for Heater Water Feed Hose	C17421	1
38. Copper Washer	C2296/1	1
39. Stud for Carburettor Flange	C18323	12
40. Nut	JLM9684	12
41. Spring Washer	FG105X	12
42. Stud, Head to Inlet Manifold	C11761	18
43. Nut	JLM9684	18
44. Spring Washer	FG105X	18
45. Water Outlet Pipe (Thermostat Housing)	C23233	1
46. Thermostat	C20766	1
47. Gasket for Thermostat Housing	C23234	1
48. Stud for Thermostat Housing	C2496	3
49. Nut	JLM9684	3
50. Spring Washer	FG105X	3
51. Thermostat Housing	C28212	1
52. Gasket for Thermostat Housing	C28374	1
53. Water Outlet Pipe	C28223	1
54. Gasket for Water Outlet Pipe	C28222	1
55. Bleed Valve	C28442	1
56. Thermostat, S2		
To Engine no. 7R. 5263 SWB & 7R. 14048 2+2	C28067	1
From Engine no. 7R. 75264 to 7R. 14048 SWB & 7R. 37486 onwards 2+2	C28067/1	1
From Engine no. 7R. 14049 onwards SWB Only	EBC3576	1

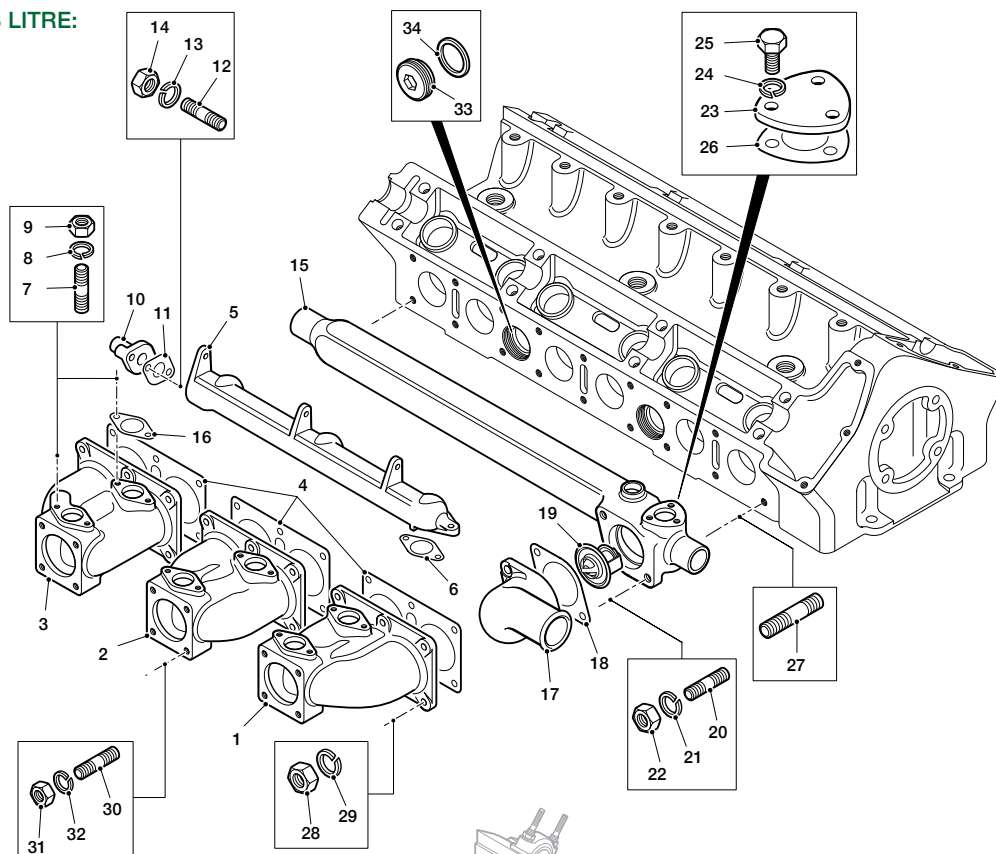
NOT ILLUSTRATED:

Stud in Inlet Manifold for Thermostat Housing (Short)	C2496	1
Stud in Inlet Manifold for Thermostat Housing (Long)	C30835	2
Adaptor for Vacuum Servo Take off	C25078	1

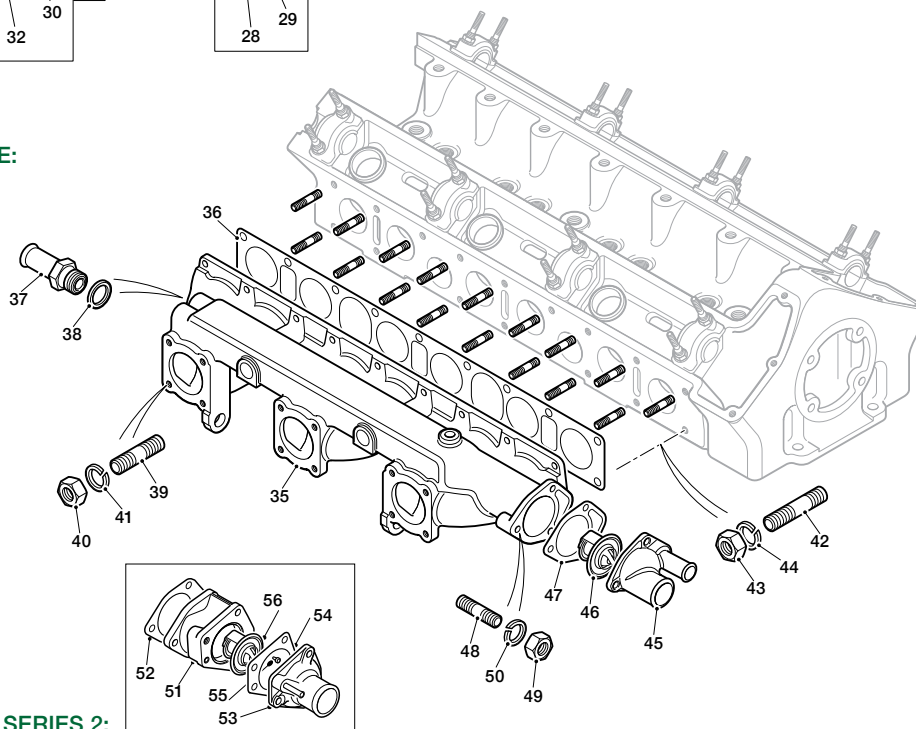
Inlet Manifold, 4.2 Litre S2 (USA & Canada) To Engine no. 7R. 1837 SWB & 7R. 35329 2+2	C28695	1
Inlet Manifold, 4.2 Litre S2 (USA & Canada) From Engine no. 7R. 1838 SWB & 7R. 35330 2+2	C30376	1

INLET MANIFOLDS

3.8 LITRE:



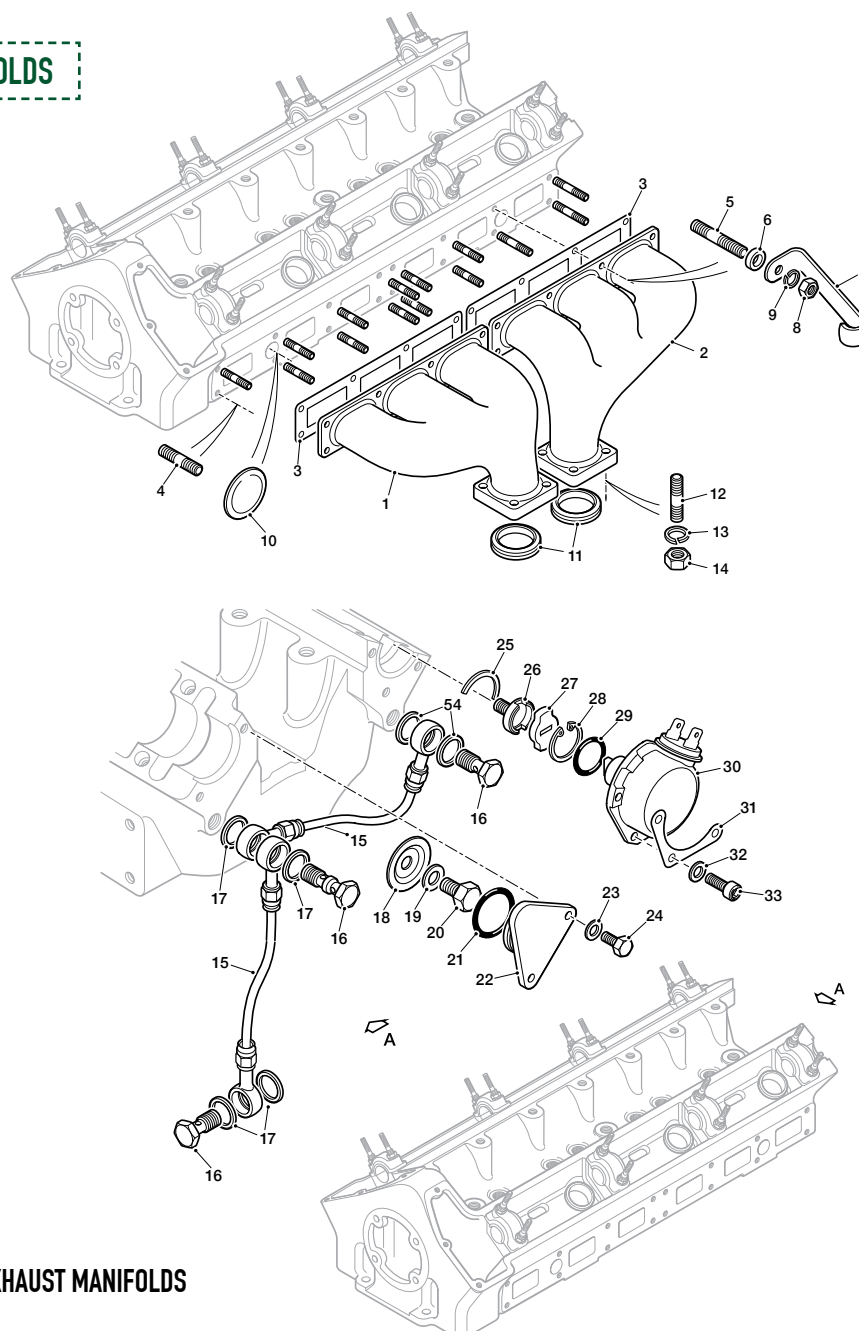
4.2 LITRE:



SERIES 2:

CYLINDER HEAD

EXHAUST MANIFOLDS



SERIES 1 3.8 & 4.2 LITRE - EXHAUST MANIFOLDS

1. Front Exhaust Manifold	C18396	1
2. Rear Exhaust Manifold	C18397	1

SERIES 2 - EXHAUST MANIFOLDS

1. Front Exhaust Manifold, From Engine no. 7R.7973 SWB & 7R. 38579 2+2	C18396	1
Front Exhaust Manifold, From Engine no. 7R.7974 SWB & 7R. 38580 2+2	C32982	1
Rear Exhaust Manifold, For USA & Canada to Engine no. 7R.2082 SWB & 7R. 35462 2+2	C28683	1
Dipstick Clip, For USA & Canada to Engine no. 7R.2082 SWB & 7R. 35462 2+2	C28893	1
Rear Exhaust Manifold, All Cars except USA & Canada to Engine no. 7R.2082 SWB & 7R. 35462 2+2	C18397	1
Rear Exhaust Manifold, All Cars from Engine no. 7R.2083 to 7R.7973 SWB & 7R. 35463 to 7R. 38579 2+2	C18397	1
Rear Exhaust Manifold, All cars from Engine no. 7R. 7974 SWB & 7R. 38580 2+2	C32983	1

CYLINDER HEAD

3. Exhaust Manifold Gasket	C2318AF	2
4. Exhaust Manifold Stud, Short		
Early	C11761	13
Late	C11761	11
5. Exhaust Manifold Stud, Long		
Early	C7624	3
Late	C7624	5
6. Distance Piece	C19706	1
7. Dipstick Retaining Clip	C15848	1
8. Nut	C30787	16
9. Spring Washer	FG105X	16
10. Core Plug	C317	2
11. Exhaust Sealing Ring	EBC9388	2
12. Down Pipe Stud	C2369	8
13. Spring Washer	FG106X	8
14. Manifold to Down pipe Nut, Brass	C17916	8
15. Oil Feed Pipe	C25619	1



Made with Flexible Stainless Steel Braided hoses
Comes as a Kit with Banjo Bolts and Washers

OIL FEED PIPE, UPRATED

C25619F

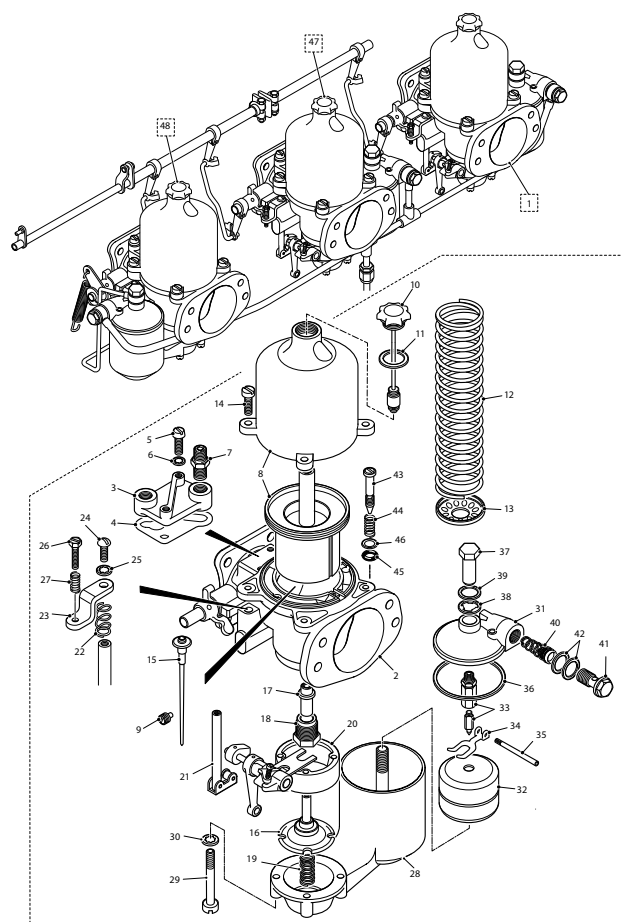
16. Oil Union Banjo Bolt	C5846	3
17. Special Copper Washer	C4146	6
18. Oil Thrower on Exhaust Camshaft	C2324	1
19. Copper Washer	FW106E	1
20. Setscrew	SH606041J	1
21. O' Ring Seal for Cylinder Head Plug	C19044	1
22. Flanged Sealing Plug	C19043	1
23. Copper Washer	FW104E	2
24. Setscrew	SH504061J	2
25. Cam Cover Rear Seal	C14991	1
26. Adaptor for Rev. Counter Generator	C16771	1
27. Driving Dog for Rev. Counter Generator	C25426	1
28. Circlip	C16773	1
29. O' Ring Seal for Rev. Counter Generator	C14990	1
30. Rev. Counter Generator	C14996	1
31. Generator Plate Washer	C15918	1
32. Lock Washer	C15919	3
33. Allen Headed Setscrew	C14992	3

AIR & FUEL DELIVERY ...

- 33 • CARBURETTORS & FUEL FILTER
- 35 • CARBURETTOR UPGRADES
- 49 • CARBURETTOR LINKAGE
- 42 • MANGOLETSI UPGRADES
- 44 • AIR FILTER
- 46 • FUEL FEED PIPES & FILTER
- 47 • ACCELERATOR PEDALS
- 52 • FUEL TANK & PIPES

CARBURETTORS & FUEL FILTER

NON-USA MODELS



1. Front Carburettor Assembly (HD8)

S1 3.8	C15835	1
S1 4.2	C22991	1
S2 4.2	C26622	1

2. Body Only

S1 3.8	8762	1
S1/2 4.2	10338	1

3. Adaptor, for Ignition Unit

AUC2044 1

4. Gasket, under Adaptor

AUC2014 1

5. Screw, securing Adaptor

JZX1394J# 2

6. Washer, on Screw

7105 2

7. Ignition Unit

7106 1

8. Suction Chamber and Piston Assembly

8763 1

9. Screw, holding Jet Needle in position

AUC2057 1

10. Damper Assembly

AUC8115 1

11. Washer, for Damper

JLM9631 1

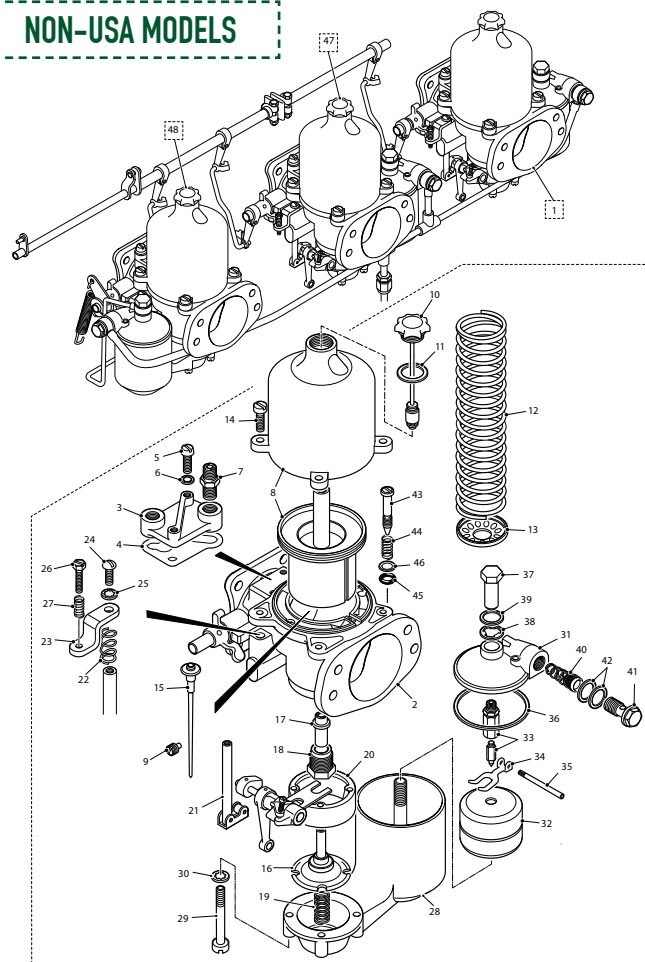
12. Spring, assisting return of Piston	AUC2107	1
13. Skid Washer, under Spring	AUC1048	1
14. Screw, securing Suction Chamber to Carburettor Body	JZX1394J#	4
15. Jet Needle (UM)	AUD1467	1
16. Jet Assembly	AUC8156	1
17. Jet Bearing	AUC2001	1
18. Nut, locking Jet Bearing	AUC2002	1
19. Spring, under Jet Diaphragm	AUC2006	1
20. Jet Housing Assembly		
S1 3.8/4.2	8766	1
S2 4.2	11275	1
21. Shoe and Rod Assembly	8759	1
22. Return Spring		
S1 3.8	8760	1
S1 4.2	10939	1
23. Plate	8761	1
24. Screw, securing Plate	7879	1
25. Washer, on Screw	7105	1
26. Screw, in Plate	7048	1
27. Spring, on Screw	AUC2451	1
28. Float Chamber Assembly	AUC2009	1
29. Bolt, securing Chamber to Body	AUC2110	4
30. Washer, on Bolts	7105	4
31. Lid, for Float Chamber		
S1 3.8	AUC4261	1
S1 4.2	AUE478	1
32. Float	WZX1303	1
33. Needle and Seat	JLM9733	1
34. Lever, operating Float Needle		
S1 3.8	AUC1980	1
S1 4.2	AUD2285	1
35. Pin, securing Lever to Lid	AUC1152	1
36. Gasket, under Lid	AUC1147	1
37. Cap Nut, securing Lid	5832	1
38. Serrated Washer, on Cap Nut	AUC1928J	1
39. Aluminium Washer, on Cap Nut	AUC1557	1
40. Filter, in Inlet Connection on Lid	AUC2139	1
41. Banjo Bolt	C11488	1
42. Fibre Washer, on Bolt	AUC2141	2
43. Valve, for slow-running adjustment	6967	1

CARBURETTORS & FUEL FILTER

44. Spring, for slow-run Valve	6966	1
45. Gland Washer, for slow-run Valve	AUC2029	1
46. Brass Dished Washer	AUC2030	1
47. Centre Carburettor Assembly (HD8)		
S1 3.8	C15836	1
S1 4.2	C22992	1
S2 4.2	C26623	
Body Only		
S1 3.8	AUC8272	1
S1 4.2	10339	
Suction Chamber and Piston Assembly	8763	1
Screw, holding Jet Needle in position	AUC2057	1
Damper Assembly	AUC8115	1
Washer, for Damper	JLM9631	1
Spring, assisiting return of Piston	AUC2107	1
Skid Washer, under Spring	AUC1048	1
Screw, securing Suction Chamber to Carburettor Body	JZX1394J#	4
Jet Needle (UM)	AUD1467	1
Jet Assembly	AUC8156	1
Jet Bearing	AUC2001	1
Nut, locking Jet Bearing	AUC2002	1
Spring, under Jet Diaphragm	AUC2006	1
Jet Housing Assembly		
S1 3.8/4.2	8768	1
S2 4.2	11276	1
Shoe and Rod Assembly	8759	1
Return Spring		
S1 3.8	8760	1
S1 4.2	10939	1
Plate	8761	1
Screw, securing Plate	7879	1
Washer, on Screw	7105	1
Screw, in Plate	7048	1
Spring, on Screw	AUC2451	1
Abutment Bracket, for Choke Control		
Outer Cable	8756	1
Cable Clamp	8757	1
Bolt, throught Cable Clamp	AUC2694	1
Nut, on Bolt	UFN119L	1
Washer, under Nut	AUC2246	1
Float Chamber Assembly		
S1 3.8	AUC2088	1
S1 4.2	AUC2009	1
Bolt, securing Chamber to Body	AUC2110	4
Washer, on Bolts	7105	4

Lid, for Float Chamber		
S1 3.8	AUC4261	1
S1 4.2	AUE478	1
Float	WZX1303	1
Needle and Seat	JLM9733	1
Lever, operating Float Needle		
S1 3.8	AUC1980	1
S1 4.2	AUD2285	1
Pin, securing Lever to Lid	AUC1152	1
Gasket, under Lid	AUC1147	1
Cap Nut, securing Lid	5832	1
Serrated Washer, on Cap Nut	AUC1928J	1
Aluminium Washer, on Cap Nut	AUC1557	1
Filter, in Inlet Connection on Lid	AUC2139	1
Banjo Bolt	C11488	1
Fibre Washer, on Bolt	AUC2141	2
Valve, for slow-running adjustment	6967	1
Spring, for slow-run Valve	6966	1
Gland Washer, for slow-run Valve	AUC2029	1
Brass Dished Washer	AUC2030	1

NON-USA MODELS



CARBURETTORS & FUEL FILTER

48. Rear Carburettor Assembly			Spring, under Jet Diaphragm	AUC2006	1
S1 3.8	C16650	1	Jet Housing Assembly		
S1 4.2	C22993	1	S1 3.8/4.2	8768	1
S2 4.2	C26624	1	S2 4.2	11276	1
Body Only			Shoe and Rod Assembly	8759	1
S1 3.8	AUC8272	1	Return Spring		
S1 4.2	10339		S1 3.8	8760	1
Suction Chamber and Piston Assembly	8763	1	S1 4.2	10939	1
Screw, holding Jet Needle in position	AUC2057	1	Plate	8761	1
Damper Assembly	AUC8115	1	Screw, securing Plate	7879	1
Washer, for Damper	JLM9631	1	Washer, on Screw	7105	1
Spring, assisiting return of Piston	AUC2107	1	Screw, in Plate	7048	1
Skid Washer, under Spring	AUC1048	1	Spring, on Screw	AUC2451	1
Screw, securing Suction Chamber to Carburettor Body	JZX1394J#	4	Float Chamber Assembly		
Jet Needle (UM)	AUD14671		S1 3.8	AUC2088	1
Jet Assembly	AUC8156	1	S1 4.2	AUC2009	1
Jet Bearing	AUC2001	1	Bolt, securing Chamber to Body	AUC2110	4
Nut, locking Jet Bearing	AUC2002	1	Washer, on Bolts	7105	4

UPGRADE CARBURETTORS...

Invest in a **Carburettor Conversion Kit**, providing everything you need to convert your American specification twin Stromberg engine to a triple SU. This conversion gives much improved performance and looks great under the bonnet!

4.2 ENGINES ONLY • FXZ3060



A firm favourite for the E-Type fast road and competition use cars, this uprated **Carburettor Trumpet** offers fast air flow through the induction system.



SBS1464 (WITH GAUZE)
SBS1464/1 (WITHOUT GAUZE)

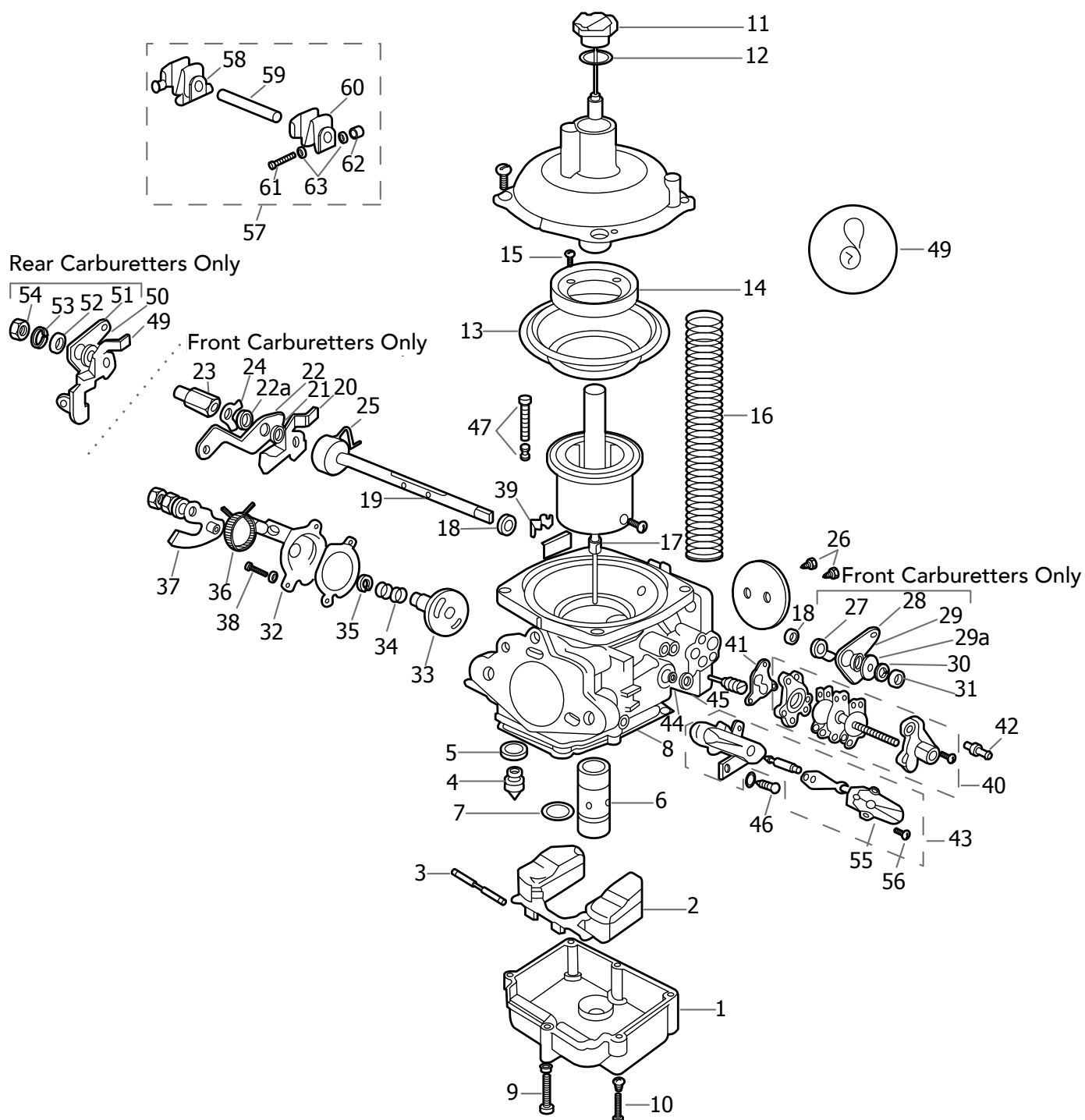
SERVICE & REPAIR KITS (1 KIT PER CARB)

ZE19K – Stromberg Service Kit
CSK38 – Service Kit
CRK216 – Repair Kit



CARBURETTORS & FUEL FILTER

USA / CANADA



CARBURETTORS & FUEL FILTER

1968*

Up to Engine 7R1837 / 7R35329

1969*

From Engine 7R1838 to 7R7973 / 7R35330 to 7R38579

1970*

From Engine 7R7974 / 7R38580 Onwards

#	DESCRIPTION	1968*	1969*	1970*
	FRONT CARBURETTOR ASSEMBLY	C28817	C30338	C32973
1.	Float Chamber	12751	12751	12751
2.	Float and Arm Assembly	11555	11555	11555
3.	Pivot Pin, for Float Arm	11556	11556	11556
4.	Needle Valve Assembly	12243	12371	12371
5.	Washer, for Needle Valve Assembly	12505	12505	12505
6.	Sealing Plug and O-Ring for Float Chamber	12390	12390	12390
7.	O-Ring only	11558	11558	11558
8.	Gasket, for Float Chamber	11557	11557	11557
9.	Screw, Long, securing Float Chamber	11559	11559	11559
10.	Screw, Short, securing Float Chamber	11560	11560	11560
11.	Damper Assembly, with O-Ring	12294	12294	12294
12.	O-Ring only, for Damper	12293	12293	12293
13.	Diaphragm	12851	12851	12851
14.	Retaining Ring for Diaphragm	12852	12852	12852
15.	Screw, securing Diaphragm Retaining Ring	11552	11552	11552
16.	Air Valve Return Spring	12335	12335	12335
17.	Metering Needle Assembly (B1E)	C28914	C28914	C28914
	Metering Needle Assembly (B1AR)			C32037
18.	Seal, in Body for Throttle Spindle	C28929	C28929	C28929
19.	Throttle Spindle	12372	12372	12372
20.	Throttle Lever and Stop Assembly	12374	12374	12374
	Adaptor, Throttle Spindle Connecting Rod	11566		
21.	Bush, for Lever		12376	12376
22.	Throttle Lever		12377	12377
22a.	Special Washer		NSS	NSS
23.	Extension Nut, on Spindle for Coupling		12378	12378
24.	Tab Washer, locking Extension Nut	11567	11567	11567
25.	Throttle Return Spring	11565	11565	11565
26.	Screw, securing Throttle Disc to Spindle	C28932	C28932	C28932
27.	Pick-Up Lever, on Spindle	12379	12379	12379
28.	Floating Lever, on Spindle	12380	12380	C31362
29.	Bush, for Floating Lever	12376	12376	12376
29a.	Special Washer		NSS	NSS
30.	Washer, Shakeproof	C28940	C28940	C28940
31.	Nut	C28941	C28941	C28941
32.	Starter Cover (Choke)	12382	12382	12382
33.	Starter Spindle Assembly (Choke)	12383	12383	12383
34.	Spring, on Starter Spindle	12385	12385	12385
35.	C Washer, retaining Spring	12386	12386	12386

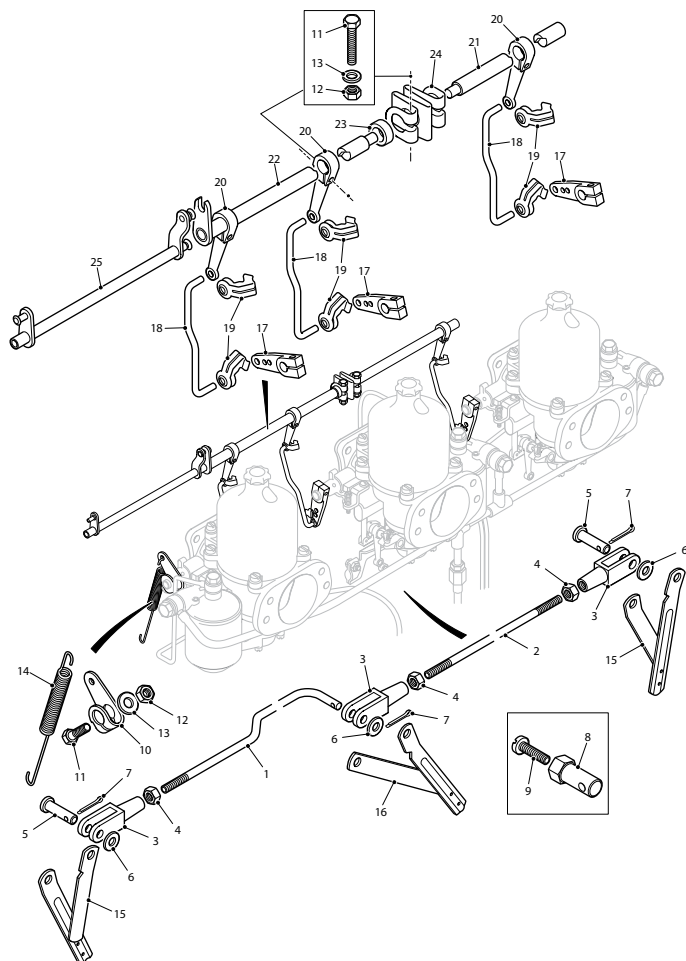
CARBURETTORS & FUEL FILTER

(CONTINUED FROM PAGE 37)

#	DESCRIPTION	1968*	1969*	1970*
36.	Return Spring, for Starter	12387	12387	12387
37.	Cam Lever Assembly, for Starter	12388	12388	12388
38.	Screw, securing Starter to Carb.	12389	12389	12389
39.	Clip, for securing Choke Cable	12278	12278	12278
40.	Throttle By-Pass Valve	11625	12368	12368
41.	Gasket, for By-Pass Valve	11626	12369	12369
42.	Screw, securing By-Pass Valve	11560	11560	11560
43.	Temperature Compensator Assembly	11561	12370	12370
44.	Sealing Washer, Inner, for Compensator	11562	11562	11562
45.	Sealing Washer, Outer, for Compensator	11563	11563	11563
46.	Screw, securing Compensator	11564	11564	11564
47.	Throttle Link Assembly	C29137	C29137	C31382
48.	Starlock Washer	C29139	C29139	C29139
49.	Sealing Wire, and Lead Seal	11553	11553	11553
	REAR CARBURETTOR ASSEMBLY	C28818	C30339	C32974
	Metering Needle Assembly (B1AR)			C32037
	Throttle Spindle		12373	12373
	Throttle Lever and Stop Assembly		12375	12375
	Floating Lever		12381	C31363
	Starter Spindle Assembly (Choke)		12384	12384
	Throttle Link Assembly	C28936	C28936	12411
N.B 11625, 11566 and 11567 are not fitted to C28818 (Rear Carb)				
N.B 12377, 12378 and 12379 are not fitted to C30338/C30339 (Rear Carb)				
50.	Cover (Plastic) on Compensator	11568	11568	11568
51.	Screw, securing Cover	11554	11554	11554
	Coupling Spindle Assembly, between Carburettors	C28906		
	Spindle only	C28907		
	Pick Up Lever	C28908		
	Bush	C28909		
	Throttle Lever	C28910		
	Spacing Washer	C28911		
	Tab Washer	C28912		
	Extension Nut	C28913		
52.	Coupling Clip Assembly, on Coupling Spindle Assembly Carburettors	C28917		
53.	Coupling only	C28918		
54.	Screw, through Coupling	C28919		
55.	Nut, on Screw	C28920		
56.	Washer, on Screw	C28921		
	Coupling Spindle Assembly, between Carburettors			C30340
	Coupling Clip Assembly			C30342

CARBURETTOR LINKAGE

CARB LINKAGE - S1 3.8



1. Choke Connecting Rod, between Rear and Centre Carburettors	8758	1
2. Choke Connecting Rod, between Centre and Front Carburettors	C10070	1
3. Fork End, for fixing of Connecting Rod to Carburettors	8755	3
4. Nut, securing Fork Ends on Rods	UFN119L	3
5. Clevis Pin	5511	2
6. Washer, on Clevis Pin	AW102/T	2
7. Split Pin	L102/5U	4
8. Adaptor, securing Choke Control Cable to Centre Carburettor	C18832	1
9. Special Screw, securing Cable in Adaptor	C18833	1
10. Lever, on Carburettor Spindles for connection of Return Springs	C14371	3
11. Bolt, through Levers	AUC2694	3
12. Nut, on Bolts	5614	3
13. Washer, under Nuts	AUC8396	3
14. Throttle Return Spring	C14436	3
15. Bracket Assembly, anchoring Return Spring	C15963	2
16. Bracket Assembly, anchoring Return Spring	C15844	1
17. Lever, on Carburettor Spindles for connection of Throttle Rods	C17631	3
18. Control Rod, linking Carburettor Levers with Slave Shafts	C17635	3
19. Clip, securing Control Rods	C13824	6
20. Lever, on Slave Shafts, for connecting Control Rods	C14103	3
21. Throttle Slave Shaft Assembly, Front	C14145	1
22. Throttle Slave Shaft Assembly, Centre	C18537	1
23. Distance Piece	C18443	1
24. Coupling, between Front and Centre Slave Shafts	4833	1
25. Throttle Slave Shaft Assembly, Rear		
RHD Cars	C18905	1
LHD Cars	C18540	1



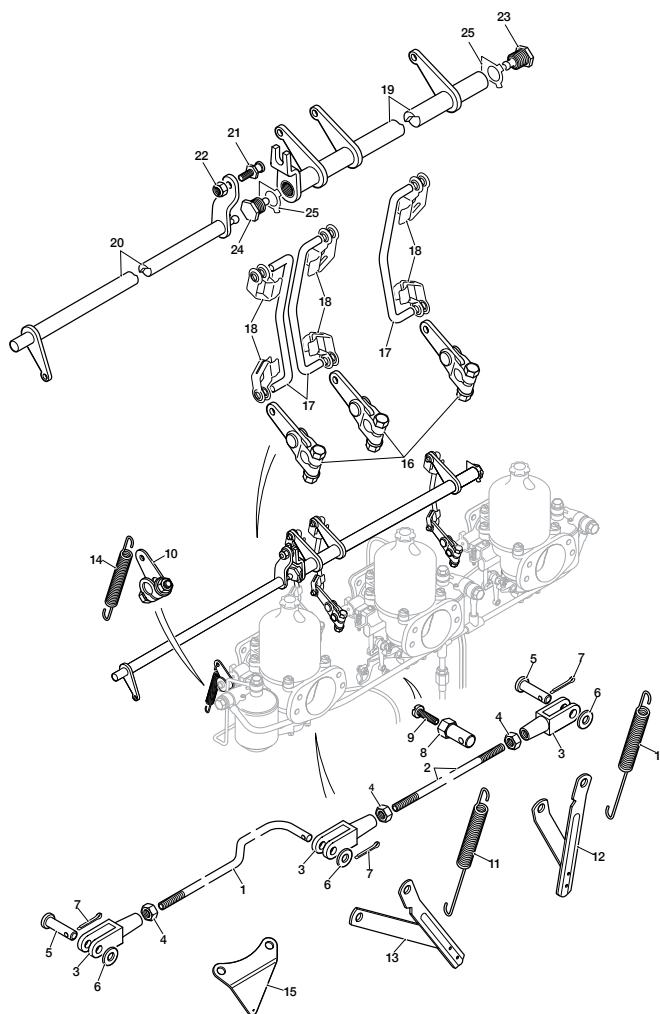
UPRATED CARBURETTOR TRUMPET

SBS1464 (WITH GAUZE)

SBS1464/1 (WITHOUT GAUZE)

See page 35 for full details.

CARBURETTOR LINKAGE



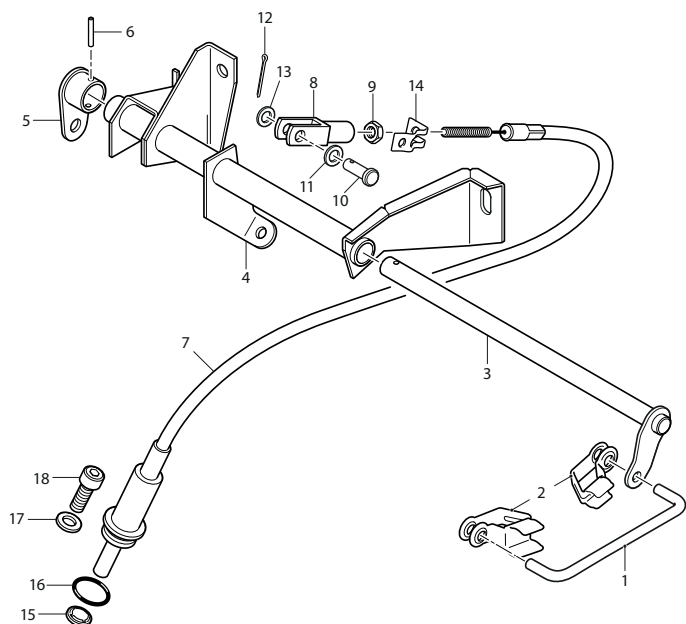
CARB LINKAGE - S1 & S2 4.2

1. Choke Connecting Rod, between Rear and Centre Carburettors	8758	1	14. Throttle Return Spring, for Rear Carburettor	C15587	1
2. Choke Connecting Rod, between Centre and Front Carburettors	C10070	1	15. Bracket, on Inlet Manifold, anchoring Throttle Return Spring	C14737	1
3. Fork End, for fixing of Connecting Rod to Carburettors	8755	3	16. Lever, on Carburettor Spindles for connection of Throttle Rods	C24927	3
4. Nut, securing Fork Ends on Rods	UFN119L	3	17. Control Rod, linking Carburettor Levers with Slave Shafts	C25148	3
5. Clevis Pin	5511	2	18. Clip, securing Control Rods	C13824	6
6. Washer, on Clevis Pin	AUC8396	2	19. Throttle Slave Shaft Assembly, Front Manual	C24741	1
7. Split Pin	L102/5U	4	Automatic	C25802	1
8. Adaptor, securing Choke Control Cable to Centre Carburettor	C18832	1	20. Throttle Slave Shaft Assembly, Rear	C24742	1
9. Special Screw, securing Cable in Adaptor	C18833	1	21. Pin, for Throttle Drive	C19450	1
10. Lever, on Carburettor Spindles for connection of Return Springs	C14371	1	22. Locking Nut, securing Pin to Lever	C8667/17	1
11. Throttle Return Spring, for Front and Rear Carburettors	C14366	2	23. Adaptor, supporting Front Slave Shaft	C18941	1
12. Bracket, on Front Carburettor anchoring Throttle Return Spring	C15963	1	24. Adaptor, supporting Front and Rear Slave Shaft	C18942	1
13. Bracket, on Centre Carburettor anchoring Throttle Return Spring	C24736	1	25. Tab Washer, locking Adaptors	C18943	2

CARBURETTOR LINKAGE

RHD AUTOMATIC:

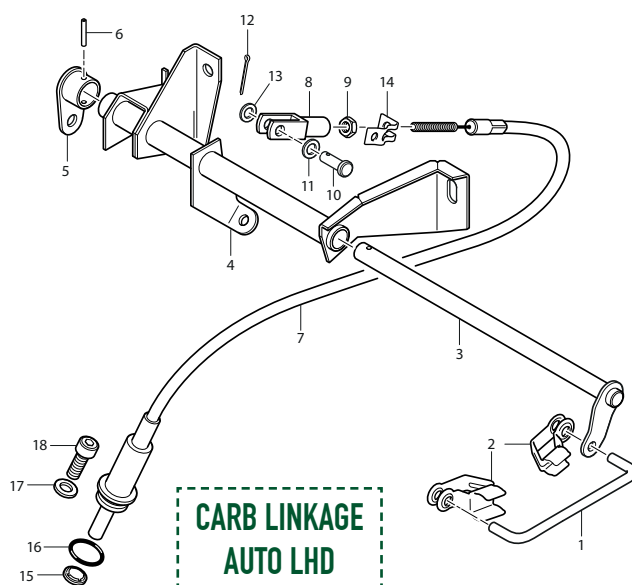
1. Control Rod, linking Lever on Front Slave Shaft with Kick-Down Relay Shaft	C25804	1
2. Clip	C13824	2
3. Relay Shaft Assembly	C25805	1
4. Support Bracket Assembly	C25800	1
5. Lever, on Relay Shaft	C24334	1
6. Pin, Lever to Shaft	411524/08	1
7. Kick-Down Cable Assembly		
S1 2+2 7E50001 to 7E51451	C25065/1	1
S1 2+2 7E51452 onwards	C26756/3	1
S2	C25065/1	1
8. Fork-End, Inner Cable to Operating Lever	C24026	1
9. Nut	UFN119L	1
10. Clevis Pin	J1038S	1
11. Washer	C15830	1
12. Split Pin	L102/4U	1
13. Washer	BD54128	1
14. Location Bracket, retaining Outer Cable	C25801	1
Setscrew, Location Bracket to Support Bracket	UFS1193R	1
Nut	C866717	1
15. Spring Clip, Inner Cable to Kick-Down	C25100	1
16. O-Ring	C24039	1
17. Washer	WB106041	1
18. Screw	C25031	1



CARB LINKAGE - AUTO RHD

LHD AUTOMATIC:

1. Control Rod, linking Lever on Front Slave Shaft with Kick-Down Relay Shaft		
S1 (All Auto Models) S2 (Non USA & Canada)	C25804	1
S2 USA & Canada to 7R35329	C23239	1
S2 USA & Canada 7R35330 onwards	C31615	1
2. Clip	C13824	2
3. Relay Shaft Assembly		
S1 (All Auto Models) S2 (Non USA & Canada)	C25805	1
S2 USA & Canada to 7R35329	C28828	1
S2 USA & Canada 7R35330 onwards	C30321	1
4. Support Bracket Assembly		
S1 (All Auto Models) S2 (Non USA & Canada)	C25800	1
S2 USA & Canada to 7R35329	C24334	1
S2 USA & Canada 7R35330 onwards	C30318	1
5. Lever, on Relay Shaft	C24334	1
6. Pin, Lever to Shaft	411524/08	1
7. Kick-Down Cable Assembly		
S1 2+2 7E50001 to 7E51451	C25065/1	1
S1 2+2 7E51452 onwards	C26756/3	1
S2	C25065/1	1
S2 (USA Models)	C26765/1	1
8. Fork-End, Inner Cable to Operating Lever	C24026	1
9. Nut	UFN119L	1
10. Clevis Pin	J1038S	1
11. Washer	C15830	1
12. Split Pin	L102/4U	1
13. Washer	BD54128	1
14. Location Bracket, retaining Outer Cable	C25801	1



CARB LINKAGE
AUTO LHD

SNG Barratt have teamed up with Mangoletsi design to offer exclusivity on these innovative E-Type 6-Cylinder throttle cable conversions...

The Jaguar E-type, design icon as it was, contained within it a few legacies carried over from earlier models, a case in point being the rather agricultural throttle linkage.

These new throttle pedal kits, available exclusively through SNG Barratt, contain not just a race developed twin cable system, but a fully adjustable pedal and housing allowing the pedal pad to be located precisely in three dimensions to suit the driver's requirements.



**COMPLETE KITS FOR EASY INSTALLATION · AIRCRAFT SPECIFICATION COMPONENTS
RACE-DEVELOPED TWIN CABLE SYSTEM · INSTANT THROTTLE RESPONSE · FULLY ADJUSTABLE PEDAL**



THROTTLE CABLE CONVERSION OPTIONS:

LHD MODELS (LONG TRAVEL)

Extended travel of the throttle pedal. Requires brake and clutch pedals to be moved to the left.

S1 3.8	SBS9139
S1/S2 4.2	SBS9136
LHD MODELS	

(SHORT TRAVEL)

2 inches more legroom over the original setup.

S1 3.8	SBS9140
S1/S2 4.2	SBS9141

RHD MODELS

S1 3.8	SBS9138
S1/S2 4.2	SBS9137



MANGOLETSI / ITG AIR FILTER UPGRADE

This air filter upgrade bolts straight on to your original air intake base assembly meaning the bulky old air filter canister and trumpet can be completely removed from the engine bay.

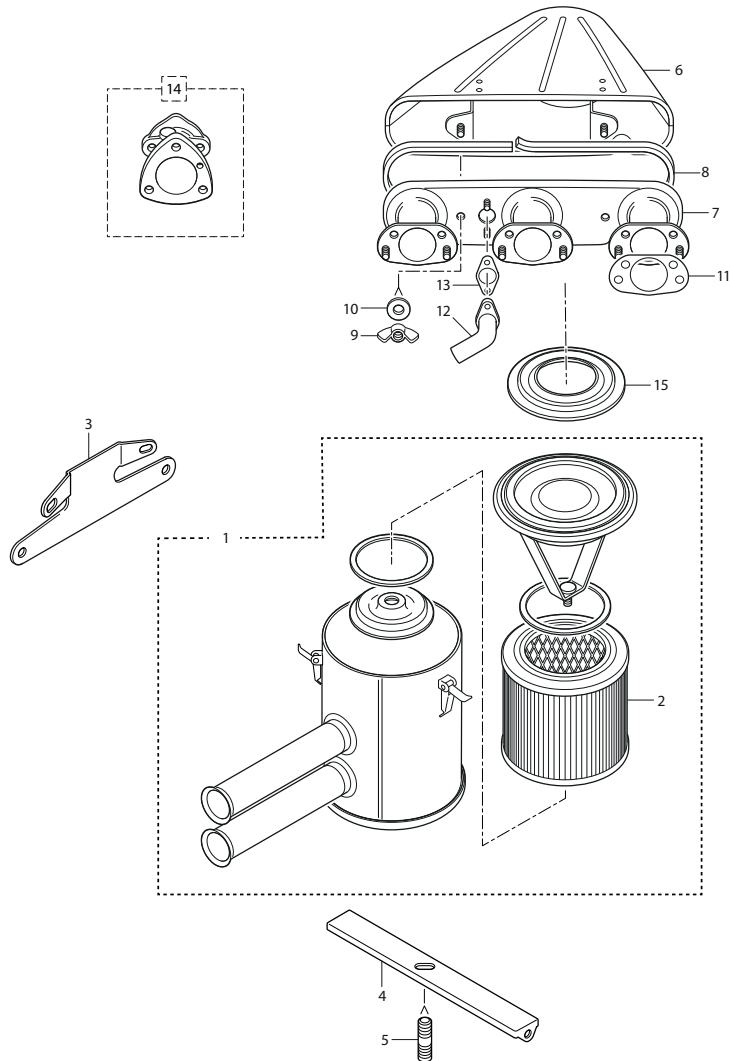
This upgrade perfectly complements the Throttle Cable Conversions (featured above).



FOR MORE INFORMATION ON THIS PRODUCT PLEASE CONTACT OUR SALES TEAM OR VISIT

www.sngbarratt.com

AIR FILTER



AIR FILTER

1. Air Cleaner Assembly, Complete	C26295	1
2. Filter Element	8416	1
3. Mounting Bracket	C17651	1
Setscrew for Mounting Bracket Air Cleaner	SH605041J	2
Shakeproof Washer	C725	2
Plain Washer	FW105T	2
Setscrew for Mounting Bracket to Body	SH604041J	2
Shakeproof Washer	C724	2
Plain Washer	C18123	2
4. Support Bracket	C17652	1

SERIES 1 3.8 & 4.2 LITRE (NOT SHOWN)

Stud, Securing Air Cleaner to Support Bracket	C12705	1
Nut	JLM9684	1
Shakeproof Washer	C725	1
Plain Washer	C18123	1

SERIES 2

5. Plastic Fastener	C31973/12	1
Screw	C263641	1
Setscrew, support Bracket to Body	SH605041J	2
Nut	JLM9684	2
Plain Washer	C18123	2
6. Air Intake Box Assembly	C17533	1
7. Air Intake Base assembly, with Trumpets	C25266	1
8. Sealing strip	RT1057	1
9. Wing Nut	C12734	2
10. Washer	BD541/5	2
11. Gasket for Carburettor	C26723	3

(CONTINUED FROM PAGE 44)

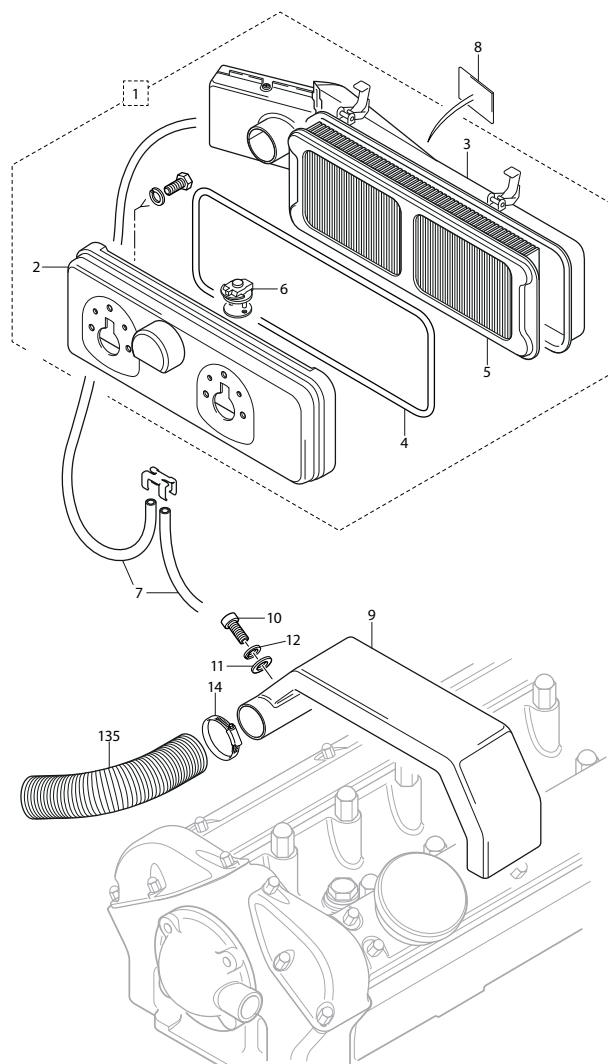
SERIES 1 & SERIES 2 4.2 LITRE

12. Air Pipe	C19003	1	14. Air Pipe, Base to Carburettors	C28719	2
13. Gasket	C19006	1	Gasket, Base to Air Pipe	C28729	2
Nut	JLM9683	2	Gasket, Air Pipe to Carburettor	C28721	2
Washer	FG104X	2	Nut	JLM9684	6
S2 USA & Canada Only			Spring Washer	FG105X	6
Air Intake Box Assembly	C28712	1	Setscrew, Short. Air Pipe to Carburettor	SH605061J	4
Air Intake Base assembly	C25266	1	Setscrew, Long. Air Pipe to Carburettor	SH605081	2
Sealing strip	RT1057	1	Spring Washer	FG105X	6
Wing Nut	C12734	2	15. Air filter Grommet	C17546	1
Washer	BD541/5	2			

AIR FILTRATION USA SPECIFICATION

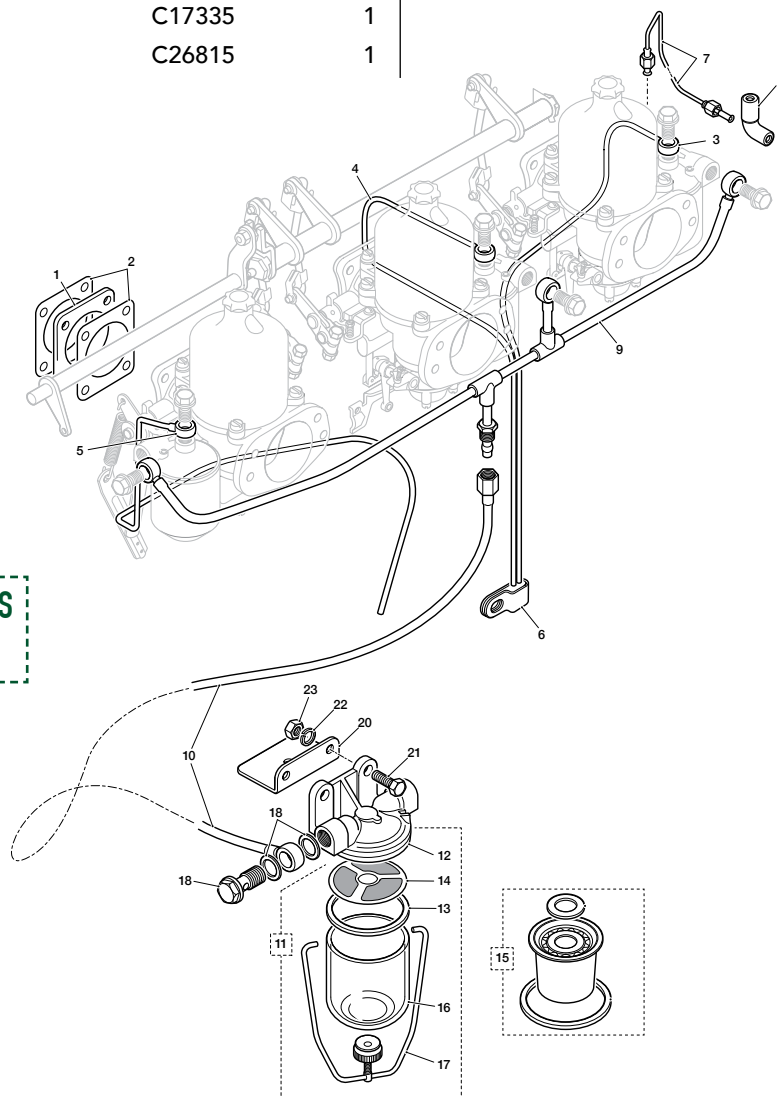
USA & CANADA MODELS

1. Air Cleaner Assembly	C33114	1
2. Back Plate Assembly	C33023	1
3. Front Cover Assembly	C33121	1
4. Seal	RTC312	1
5. Element	EAC4954	1
6. Thermal Sensor Unit	C3857	1
N/S. Gasket	C28721	2
N/S. Setscrew, Air Cleaner to Carburettor	SH505051J	6
N/S. Spring Washer	FG105X	6
7. Suction Hose. Manifold to sensor & sensor to Vacuum Motor	C38844/M	A/R
8. Emission Control Nameplate	C33222	1
N/S. Lubrication Decal	C233884	1
9. Hot Air Duct Assembly	C32952	1
10. Setscrew	SH504051J	2
11. Plain Washer	WB106041	2
12. Spring Washer	FG104X	2
13. Flexible Connection Hose	C32959	1
14. Hose Clip	C15886/14	2



FUEL FEED PIPES & FILTER

1. Insulator between Carburettors and Manifold	C17413	3	11. Petrol Filter Assembly	C13681	1
2. Gasket, at each side of Insulators	C7221	6	12. Filter Casting	7297	1
3. Overflow Pipe for Front Carburettor	AUC3203	1	13. Gasket	7298	1
4. Overflow Pipe for Centre Carburettor	AUC3203	1	14. Filter Gauze	7299	1
5. Overflow Pipe for Rear Carburettor	AUC3203	1	15. Filter Element	C28080	1
6. Clip, securing Overflow Pipes	C14090	1	16. Glass Bowl	7300	1
7. Suction Pipe from Front Carburettor to Distributor Vacuum Unit			17. Retaining Strap Assembly	7301	1
S1 3.8	C12336	1	18. Banjo Bolt, Pipe to Filter	C13705	1
S1 4.2	C21576	1	19. Washer	C784	2
8. Elbow, connecting Suction Pipe to Vacuum Unit (S1 4.2)	C21573	1	20. Petrol Filter Mounting Bracket		
9. Petrol Feed Pipe Assembly			S1 3.8	C17354	1
S1 3.8/4.2	C15823	1	S1 4.2	C24825	1
S2 4.2	C26818	1	S2 4.2	C31032	1
10. Petrol Feed Pipe Assembly, Carburettors to Petrol Filter			21. Screw	SH605061J	2
S1 3.8/4.2	C17335	1	22. Washer	FG105X	2
S2 4.2	C26815	1	23. Nut	JLM9684	2



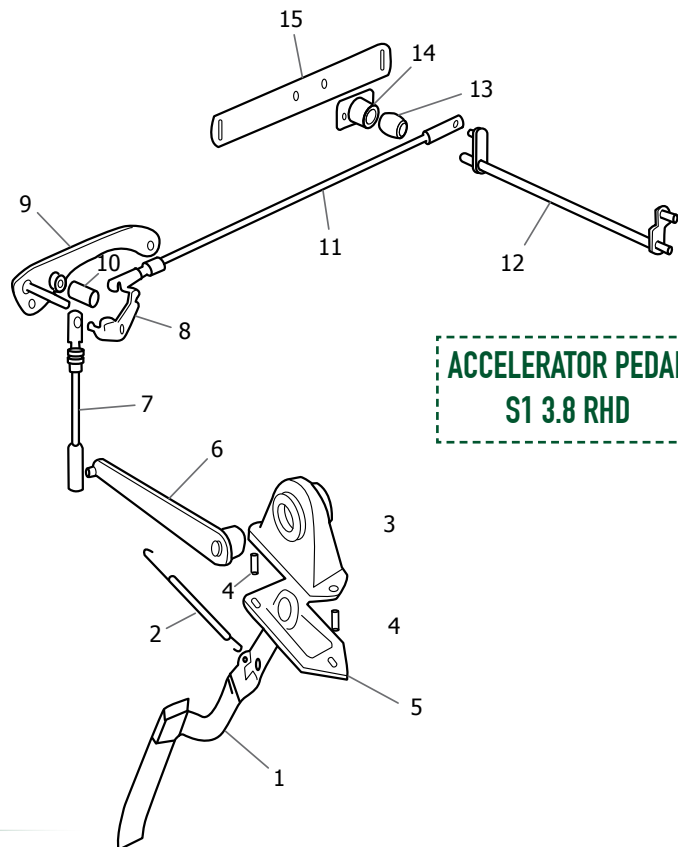
**FUEL FEED PIPES
& FILTER**

ACCELERATOR PEDALS

SERIES 1 3.8 RHD

1. Accelerator Pedal Assembly	C20223	1
2. Return Spring	C14366	1
3. Accelerator Pedal Housing	C17844	1
Pivot Bush	C17851	2
4. Stud, Housing to Scuttle	C17848	3
5. Stop Plate	C20639	1
Gasket	BD19706	1
Nut	C8667/1	3
Washer	WB106041	3
6. Accelerator Pedal Lever Assembly	C18302	1
Ball Pin	C3767	1
Bolt, securing Pedal and Lever in Housing	BH606161J	1
Special Washer	C410	1
Spacing Collar	C19915	1
Special Washer	C19914	1
Nut	NZ606041J	1
7. Control Rod, between Pedal Lever and Fulcrum Lever	C17867	1
8. Fulcrum Lever Assembly	C71858	1
Ball Pin	C3767	1
9. Bracket, mounting Fulcrum Lever	C18292	1
Split Pin	L103/8U	1
Washer	WS600041J	1
Washer	WB106041	1

10. Eccentric Sleeve	C18275	1
Bolt	BH604101J	1
Washer	C724	1
Washer	WB106041	1
11. Control Rod, between Fulcrum Lever and Throttle Rear Slave Shaft	C17868	1
12. Rear Throttle Slave Shaft		
R1001 to R2933	C18905	1
R2934 onwards	C18938	1
Ball Pin	C3767	1
13. Bush Assembly, supporting end of Rear Slave Shaft	C13605	1
14. Housing Assembly	C18545	1
Setscrew, Housing to Bracket	SH604051J	2
Washer	C724	2
15. Bracket, mounting Housing to Dash	C18548	1
Screw, Bracket to Dash	SH604051J	2
Washer	C724	2
Washer	WB106041	2



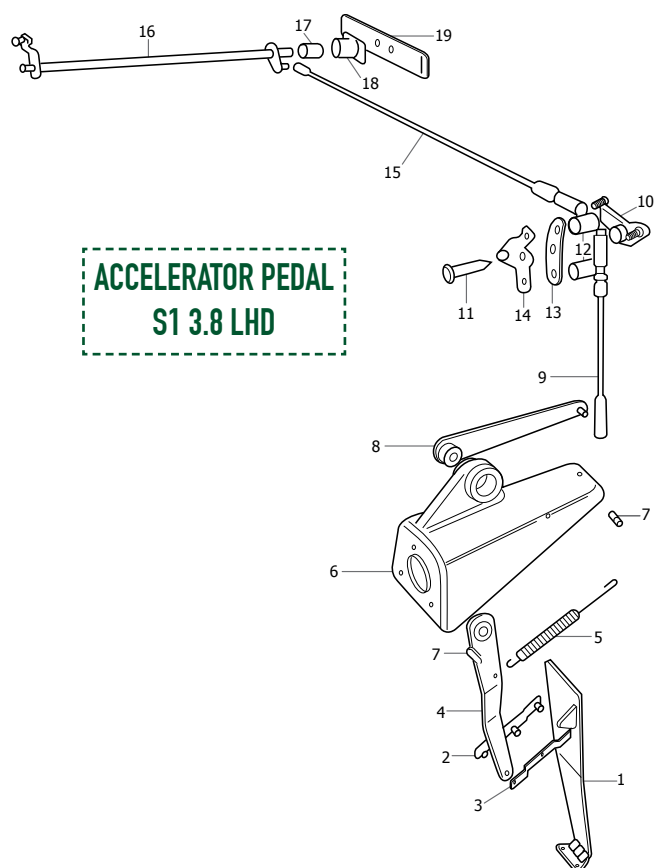
**ACCELERATOR PEDAL
S1 3.8 RHD**



ACCELERATOR LINKAGE KITS

EARLY	SBS9135
LATE	SBS9131

ACCELERATOR PEDALS



**ACCELERATOR PEDAL
S1 3.8 LHD**

1. Accelerator Pedal Assembly	C18467	1
Setscrew, Pedal to Floor	SH604041J	2
Washer	C724	2
2. Link, between Pedal and Accelerator Drop Arm	C18478	1
3. Retainer, for Link	C18482	1
Self Locking Nut	C866717	1
4. Accelerator Drop Arm	C18476	1
5. Return Spring	C14366	1
6. Drop Arm Housing	C17845	1
Pivot Bush	C17851	2

7. Stud	C17848	4
Nut	C866717	4
Washer	WB106041	4
Gasket	BD19708	1
8. Connecting Lever between Drop Arm and Control Rod	C18270	1
Ball Pin	C3767	1
Bolt, Drop Arm to Lever	BH606161J	1
Special Washer	C410	1
Spacing Washer	C19915	1
Special Washer	C19914	1
Nut	NZ606041J	1
9. Control Rod between Connecting Lever and Fulcrum Lever	C19053	1
10. Fulcrum Lever Assembly	C17859	1
Ball Pin	C3767	2
11. Pivot Pin	C18276	1
12. Eccentric Sleeve	C18275	2
Bolt	BH604111J	2
13. Stiffening Plate	C18274	1
14. Tab Washer	C18483	1
15. Control Rod between Fulcrum Lever and Throttle Rear Slave Shaft	C17870	1
16. Throttle Rear Slave Shaft		
R1001 to R2933	C18540	1
R2933 onwards	C18937	1
17. Bush Assembly, supporting end of Rear Slave Shaft	C13605	1
18. Housing Assembly	C18545	1
Screw, Housing to Bracket	SH604051J	2
Washer	C724	2
19. Bracket, mounting Housing to Dash	C18548	1
Screw, Bracket to Dash	SH604051J	2
Washer	C724	2
Washer	WB106041	2

SERIES 1 4.2 & S2 RHD

(SEE DIAGRAM ON PAGE 49)

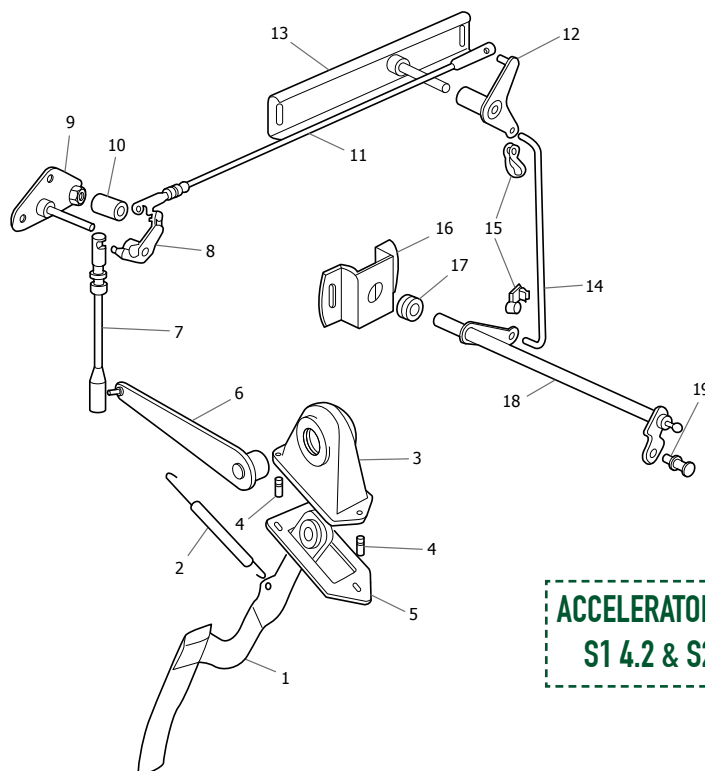
1. Accelerator Pedal Assembly		
S1 4.2 Manual	C20223	1
S1 4.2 Automatic	C26514	1
S2 4.2	C26514	
2. Return Spring		
Manual	C14366	1
Automatic	C26563	1

3. Accelerator Pedal Housing	C17844	1
Pivot Bush	C17851	2
4. Stud, Housing to Scuttle	C17848	3
5. Stop Plate	C20639	1
Gasket	C25581	1
Nut	C8667/1	3
Washer	WB106041	3

ACCELERATOR PEDALS

(CONTINUED FROM PAGE 48)

6. Accelerator Pedal Lever Assembly	C18302	1	12. Inner Fulcrum Lever Assembly	C24771	1
Ball Pin	C3767	1	Ball Pin	C3767	1
Bolt, securing Pedal and Lever in Housing	BH606161J	1	13. Bracket, Fulcrum Lever to Dash		
Special Washer	C410	1	S1 4.2 (All Models)	C24767	1
Spacing Collar	C19915	1	S2 4.2 OTS/FHC	C24767	1
Special Washer	C19914	1	S2 4.2 2+2	C30933	1
Nut	NZ606041J	1	Screw	SH604041J	2
7. Control Rod, between Pedal Lever and Fulcrum Lever	C17867	1	Washer	C724	2
8. Outer Fulcrum Lever Assembly	C17858	1	Washer	WB106041	2
Ball Pin	C3767	2	Split Pin	L103/8U	1
9. Bracket, Fulcrum Lever to Dash	C24780	1	Washer	WB106041	1
Screw	SH604041J	2	Washer	WS600041J	1
Washer	C724	2	14. Control Rod, Linking Fulcrum Lever to Rear Slave Shaft		
Split Pin	L103/8U	1	S1 4.2	C24747	1
Washer	WB106041	1	S2 4.2 OTS/FHC	C31597	1
Washer	WS600041J	1	S2 4.2 2+2	C24747	1
10. Eccentric Sleeve	C23915	1	15. Clip	C13824	2
Bolt	BH604141J	1	16. Bracket, Supporting Slave Shaft	C24746	1
Washer	C724	1	17. Bush, in Bracket	C24816	1
Washer	WB106041	1	Screw	SH604041J	2
11. Control Rod, Linking Fulcrum Levers			Washer	C724	2
S1 4.2	C17868	1	Washer	WB106041	2
S2 4.2 OTS/FHC	C17868	1	18. Rear Slave Shaft	C24742	1
S2 4.2 2+2	C30932	1	19. Pin	C19450	1



ACCELERATOR PEDALS

SERIES 1 / SERIES 2 4.2 LHD

1. Accelerator Pedal Assembly				8. Connecting Lever, between Drop Arm and Control Rod			
OTS/FHC	C18467	1		S1 4.2	C18270	1	
2+2	C26592	1		S2 4.2	C29404	1	
Screw, Pedal to Floor	SH604041J	2		Ball Pin	C3767	1	
Washer	C724	2		Bolt, Drop Arm and Lever to Housing	UFB137/16R	1	
2. Link Assembly, between Pedal and Drop Arm				Special Washer	C410	1	
3. Retainer, for Link	C18482	1		Spacing Collar	C19115	1	
Nut	C866717	1		Spacing Washer	C19914	1	
4. Accelerator Drop Arm Assembly	C18476	1		Nut	NZ606041J	1	
5. Return Spring				9. Control Rod Between Connecting Lever and L.H Fulcrum Lever			
S1 4.2 OTS/FHC	C14366	1		S1 4.2	C19053	1	
S1 4.2 2+2 and S2	C26564	1		S2 4.2	C31596	1	
6. Housing for Drop Arm				10. L.H Fulcrum Lever			
Pivot Bush	C17845	1		S1 4.2	C17859	1	
7. Stud, Housing to Scuttle	C17848	4		S2 4.2 (Not USA & Canada)	C17859	1	
Nut	C8667/1	4		S2 4.2 (USA & Canada)	C29075	1	
Washer	WB106041	4		Ball Pin	C3767	2	
Gasket	C25578	1		11. Pivot Pin for Lever			
				S1 4.2 & S2 OTS/FHC	C18276	1	
				S2 2+2	C30938	1	
				Packing Piece (S2 2+2)	C30937	1	

Are you comfortable in your E-Type?

Mangoletsi
DESIGN

We made travel in our own E-Type better by installing a bespoke Mangoletsi Throttle Cable Conversion

See pages 42-43 for full details

S·N·G
BARRATT
GROUP



+44 1746 765432
sales.uk@sngbarratt.com



+33 385 201420
france@sngbarratt.com



018 01 833 833 (DE only)
sales.de@sngbarratt.com



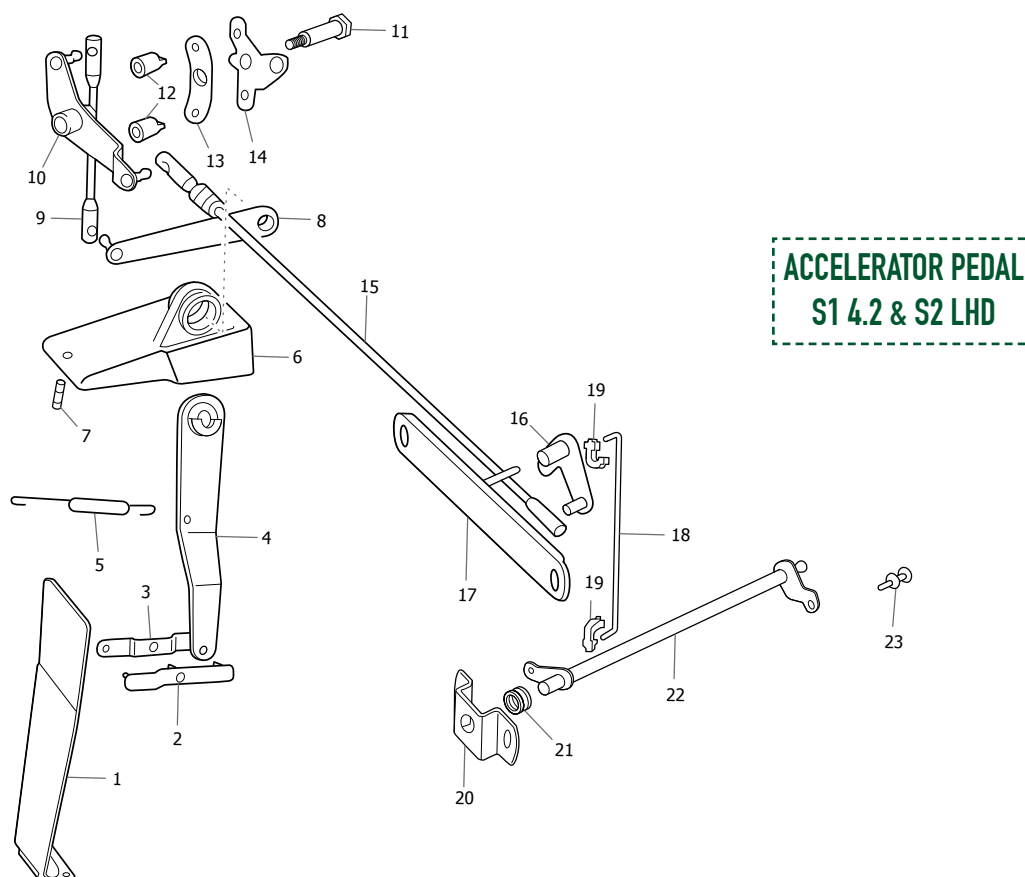
+31 13 521 1552
sales.nl@sngbarratt.com



+1 800 452 4787
sales.usa@sngbarratt.com

ACCELERATOR PEDALS

12. Eccentric Sleeve	C18275	1	18. Control Rod, linking RH Fulcrum Lever to Rear Slave Shaft		
Bolt, to Dash			S1 4.2 & S2 2+2	C24747	1
S1 4.2			S2 OTS/FHC	C31597	1
& S2 OTS/FHC	BH604111J	2	19. Clip	C13824	2
S2 2+2	BH604141J	2	20. Bracket, on Dash, Supporting Rear Slave Shaft		
13. Stiffening Plate	C18274	1	S1 4.2	C24746	1
14. Tab Washer			S2 4.2 (Not USA & Canada)	C24746	1
S1 4.2 OTS/FHC	C18483	1	S2 4.2 (USA & Canada)	C31069	1
S1 4.2 2+2 and S2	C25450	1	21. Bush, in Bracket	C24816	1
15. Control Rod Linking Fulcrum Levers	C17870	1	Screw, securing Bracket	SH604041J	2
16. RH Fulcrum Lever Assembly	C24769	1	Washer	C724	2
Ball Pin	C3767	1	Washer	WB106041	2
17. Bracket Assembly, securing RH Fulcrum Lever to Dash			22. Rear Slave Shaft Assembly		
S1 4.2 & S2 OTS/FHC	C24767	1	S1 4.2	C24742	1
S2 2+2	C30935	1	S2 4.2 (Not USA & Canada)	C24742	1
Screw, securing Bracket	SH604041J	2	S2 4.2 (USA & Canada) up to 7R1837 / 7R35329	C28833	1
Washer	C724	2	S2 4.2 (USA & Canada) 7R1838 / 7R35330 onwards	C30326	1
Washer	WB106041	2	23. Pin	C19450	1
Split Pin	L103/8U	1			
Washer	WB106041	1			
Washer	WS600041J	1			

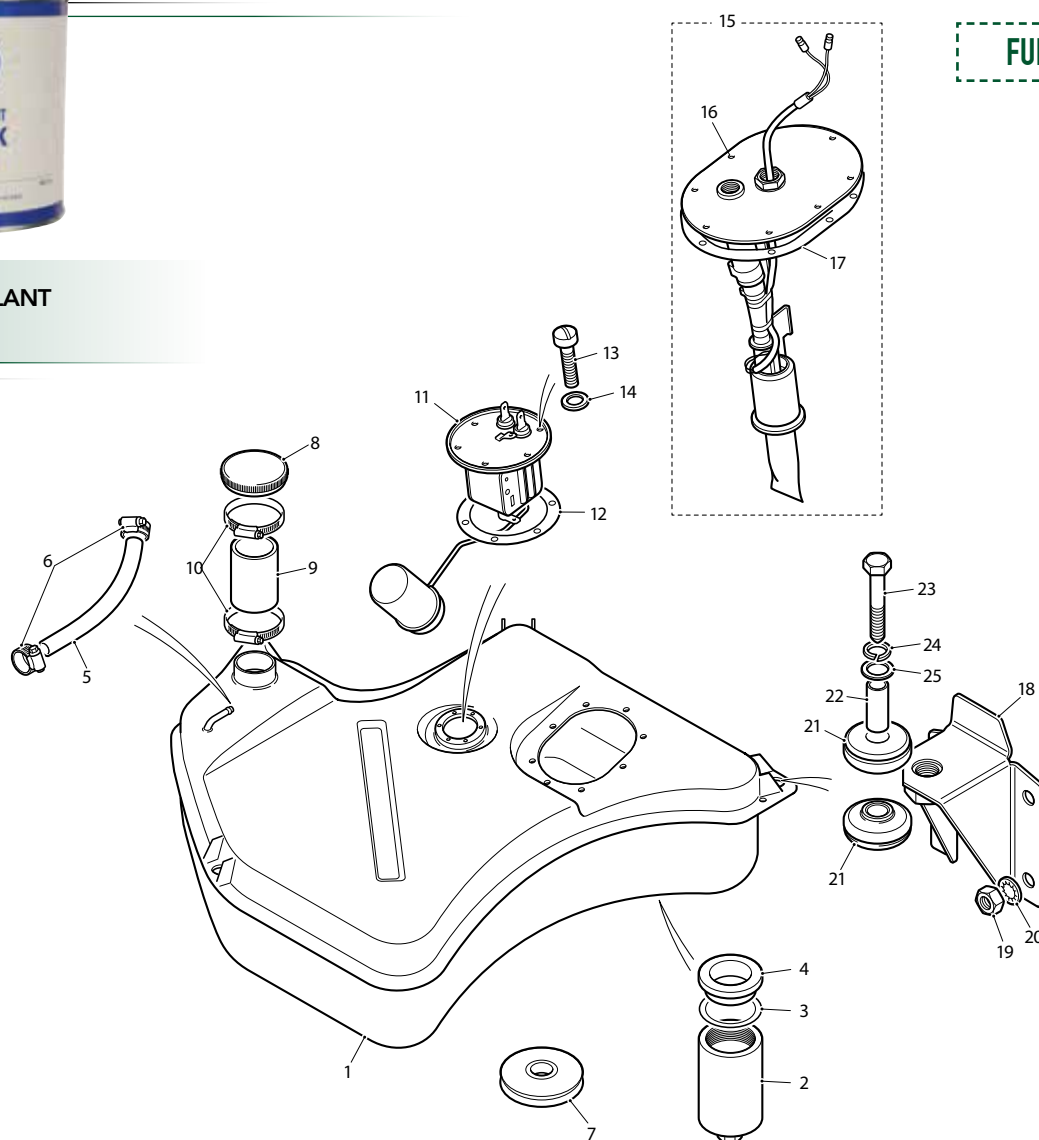


FUEL TANK & PIPES

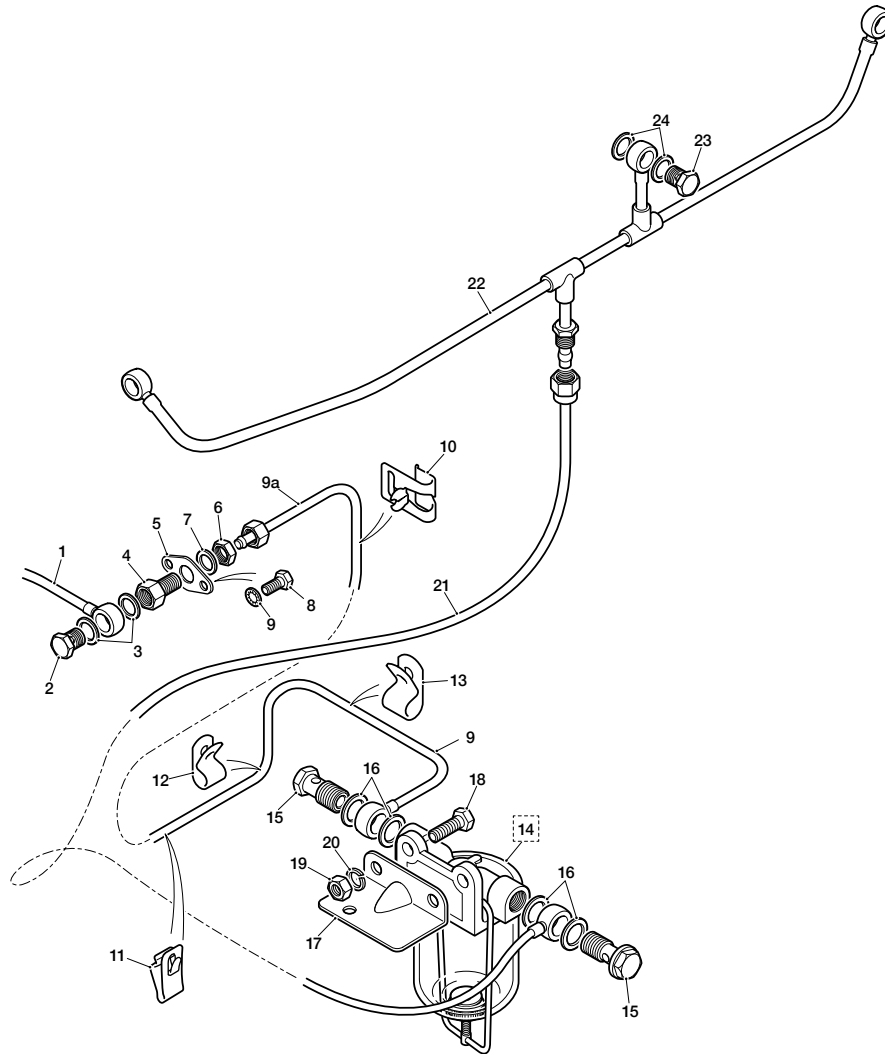
1. Fuel Tank	C19801	1	14. Copper Washer	C2296/9	6
2. Sump Assembly, at bottom of Tank	C19302	1	15. Fuel Pump Assembly	C19919	1
3. Washer, on Sump	C1617	1	16. Plate Assembly, for Mounting of Fuel Pump	C18907	1
4. Screwed Rim, for Sump	C19298	1	17. Gasket, under Plate	C22226	1
5. Ventilation Hose	C15150	1	18. Bracket, Forward Mounting of Petrol Tank	BD16008	1
6. Clip, securing Hose	C2905/1	2	19. Nut, securing Bracket to Boot Floor	JLM9684	4
7. Rubber Pad, under Fuel Tank	C18906	1	20. Washer	C725	4
8. Filler Cap for Fuel Tank	C9024	1	21. Rubber Pad, at Petrol Tank Mountings	C3053	6
9. Fuel Filler Hose	C18936	1	22. Distance Tube, through Pads	C6390	3
Silicone Fuel Filler Hose	C18936S	1	23. Bolt, securing Tank	C11920	3
10. Clip, securing Hose	C2905/7	2	24. Spring Washer	FG106X	3
11. Fuel Tank Sender Unit	C20429	1	25. Special Washer	C410	3
12. Gasket, under Element	C937	1			
13. Screw, securing Element Unit	UFS313/3H	6			



FUEL TANK SEALANT
CH2013



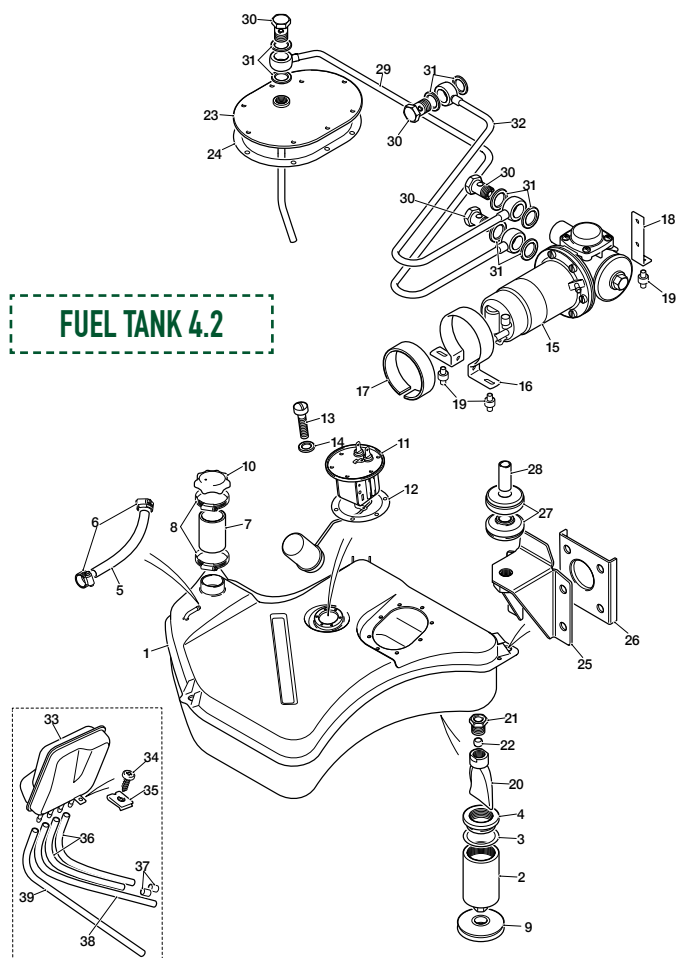
FUEL TANK 3.8



FUEL PIPES 3.8

1. Fuel Pipe Assembly between Pump Mounting Plate and Bulkhead Connector	C17506	1	14. Fuel Filter Assembly	C13681	1
2. Banjo Bolt	C11488	2	15. Banjo Bolt, Fuel Pipe to Filter	C13705	2
3. Fibre Washer	AUC2141	4	16. Fibre Washer	C784	4
4. Bulkhead Connector	C17630	1	17. Bracket, Mounting Fuel Filter		
5. Connector Mounting Plate	C18254	1	Up to Chassis		
6. Nut, Connector to Mounting Plate	C10267	1	850091/875385/86004/885020	C17354	1
7. Brass Washer	C3729	1	From Chassis 850092/875386/86005/885021 onwards	C18964	1
8. Screw, Plate to Boot Floor	SH604041J	2	18. Screw, Filter to Bracket	SH605061J	2
9. Washer	C724	2	19. Nut	JLM9684	2
9a. Fuel Pipe, between Connector and Filter	C17222	1	20. Washer	FG105X	2
10. Clip, Fuel Pipe to Wheel Arch	C3727	2	21. Fuel Pipe, from Filter to Carburettors	C17335	1
11. Clip, Fuel Pipe to Underframe	C10268	4	22. Feed Pipe, linking Carburettors	C15823	1
12. Clip, Fuel Pipe to Underframe	C1040/9	1	23. Banjo Bolt	C11488	3
13. Clip, Fuel Pipe to Reservac Tank Mounting	C1040/12	1	24. Fibre Washer	AUC2141	6

FUEL TANK & PIPES



1. Fuel Tank

S1 4.2	C19801	1
S2 4.2 up to OTS: 1R1067/1R7992 FHC: 1R20118/1R25523 2+2: 1R35797/1R40667	C19801	1
S2 4.2 from OTS 1R1068/1R7993 FHC: 1R20119/1R25524 2+2: 1R35798/1R40668	C32888	1
2. Sump Assembly, at Bottom of Tank	C19302	1
3. Washer, on Sump		
S1 4.2	C1617	1
S2 4.2	C26310	1
4. Screwed Ring For Sump		
S1 4.2	C19298	1
S2 4.2 up to OTS: 1R1067/1R7992 FHC: 1R20118/1R25523 2+2: 1R35797/1R40667	C19298	1
Setscrew, in Sump		
S2 4.2 from OTS 1R1068/1R7993 FHC: 1R20119/1R25524 2+2: 1R35798/1R40668	UFS137/4R	1

Washer, on Setscrew

S2 4.2 from OTS 1R1068/1R7993

FHC: 1R20119/1R25524

2+2: 1R35798/1R40668

	C26311	1
5. Ventilation Hose	C15150/1	1
6. Clip, securing Hose	C15886/6	2
7. Fuel Filler Hose	C18936	1
Silicone Fuel Filler Hose	C18936S	1
8. Clip, securing Hose	C2905/7	2
9. Rubber Pad, under Fuel Tank	C18906	1
10. Fuel Filler Cap	C23601	1
11. Fuel Tank Sender Unit	C20429	1
12. Gasket, under Element	C937	1
13. Screw, securing Element Unit	UFS313/3H	6
14. Copper Washer	C2296/9	6
15. Fuel Pump Assembly	AZX1308	1
Electronic Fuel Pump	AZX1308EN	1
16. Clip, around Fuel Pump	C22547	1
17. Rubber Packing, inside Clip	C23361	1
Bolt, through Clip	UFB125/11R	1
Nut, on Bolt	C8667/1	1
18. Bracket, on Pump Body	C24759	1
Screw, Bracket to Pump Body	FS105/3R	2
Washer	C725	2
19. Rubber Mounting	C24792	3
Nut	UFN125/L	5
Washer	C724	5
Washer	FW104/T	2
20. Filter Assembly	C21900	1
21. Union Nut	C11576	1
22. Olive	C11575	1
23. Cover Plate Assembly	C24542	1
24. Gasket, under Cover Plate	C22226	1
Setscrew, securing Cover Plate	UFS119/4R	8
Copper Washer	AW102/E	8
25. Bracket Assembly, for Forward Mounting of Petrol Tank	BD16008	1
26. Reinforcement Plate	BD16553	1
Nut, Bracket to Bulkhead	JLM9684	4
27. Rubber Pad, at Petrol Tank Mountings	C3053	6
28. Distance Tube, through Pads	C6390	3
Bolt, securing Tank	C11920	3
Spring Washer	FG106X	3
Special Washer	C410	3

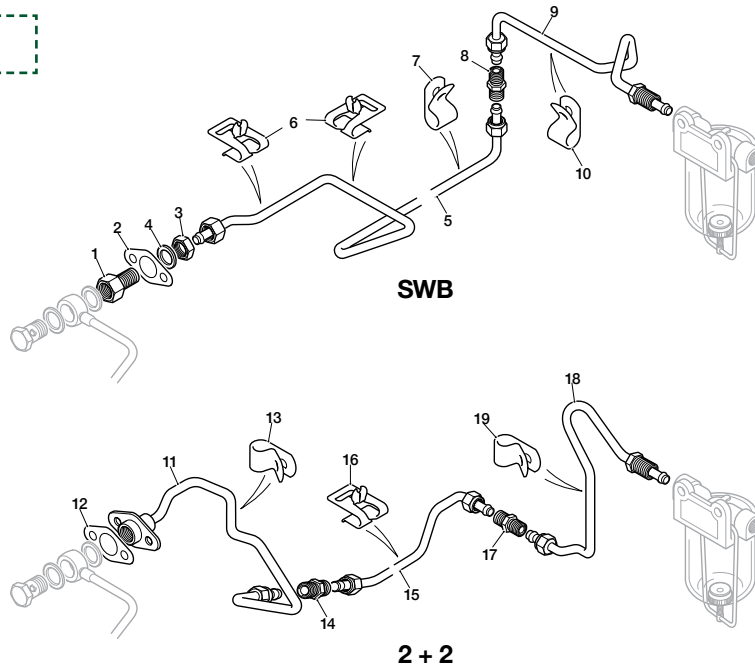
(CONTINUED FROM PAGE 54)

29. Fuel Pipe, Tank to Pump	C24755	1
30. Banjo Bolt	C11488	2
31. Fibre Washer	AUC2141	4
32. Fuel Pipe, Pump to Bulkhead Connector	C24757	1
30. Banjo Bolt	C11488	2
31. Fibre Washer	AUC2141	4

SERIES 2 ONLY:

33. Fuel Expansion Tank	C32482	1
34. Screw, securing Expansion Tank	DAZ810/8C	2
35. Spire Nut	BD8633/3	2
36. Hose, Short, Expansion Tank to Fuel Tank	C38511/8	2
37. Ring, crimping ends of Hoses around Tubes	C33043	2
38. Hose, Long, Expansion Tank to Fuel Tank	C38511/6	1
39. Hose, Expansion Tank to Bulkhead	C38511/6	1

FUEL PIPES 4.2



SWB MODELS

1. Bulkhead Connector	C17630	1
2. Mounting Plate	C18254	1
3. Nut, securing Connector to Plate	C3729	1
4. Washer, under Nut	C10267	1
Screw, securing Plate to Bulkhead	UFS125/4R	2
Washer, under Nut	C724	2
5. Fuel Pipe, Bulkhead Connector to Double Ended Union	C25617	1
6. Clip, securing Pipe to Wheel Arch	C3727	2
7. Clip, securing Pipe to RH Underframe Channel	C1040/6	5
Screw, securing Clip	DZZ410/6C	5
8. Double Ended Union	C21747	1
9. Fuel Pipe, Double Ended Union to Filter	C24723	1
10. Clip, securing Pipe to Dash	C1040/6	1
Screw, securing Clip	DZZ410/6C	1

2+2 MODELS

11. Fuel Pipe (Rear) from Bulkhead to Double Ended Union	C25299	1
12. Gasket, between Pipe Flange and Bulkhead	C26509	1
Screw, Flange to Bulkhead	UFS125/4R	2
Washer	C724	2
13. Clip, securing Pipe to Underframe	C1040/6	2
Screw, securing Clip	DZZ410/6C	2
14. Double Ended Union (Rear)	C21747	1
15. Fuel Pipe (Intermediate) from Rear to Front Double Ended Union	C25723	1
16. Spring Clip, Pipe to RH Side Member	C26676	4
17. Double Ended Union (Front)	C21747	1
18. Fuel Pipe (Front) Double Ended Union to Filter	C25722	1
19. Clip, securing Pipe to Dash	C1040/6	1
Screw, securing Clip	DZZ410/6C	1

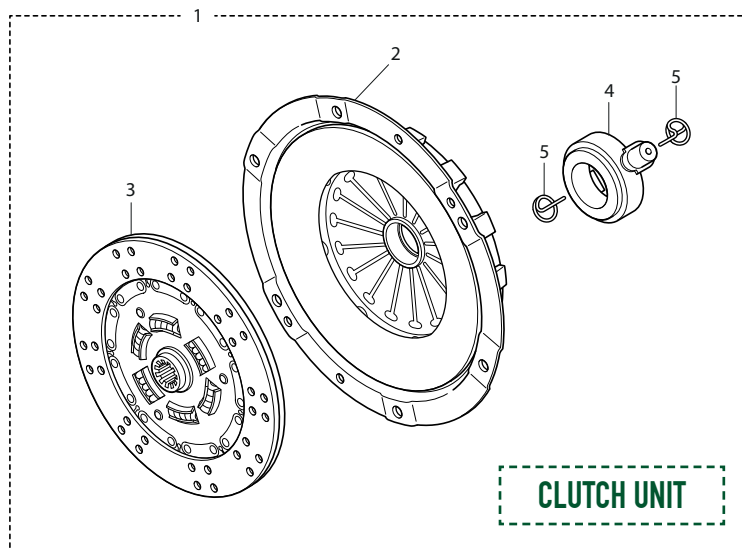
CLUTCH & GEARBOX...

- 57 • CLUTCH UNIT
- 58 • CLUTCH CONTROLS
- 62 • GEARBOX ASSEMBLY

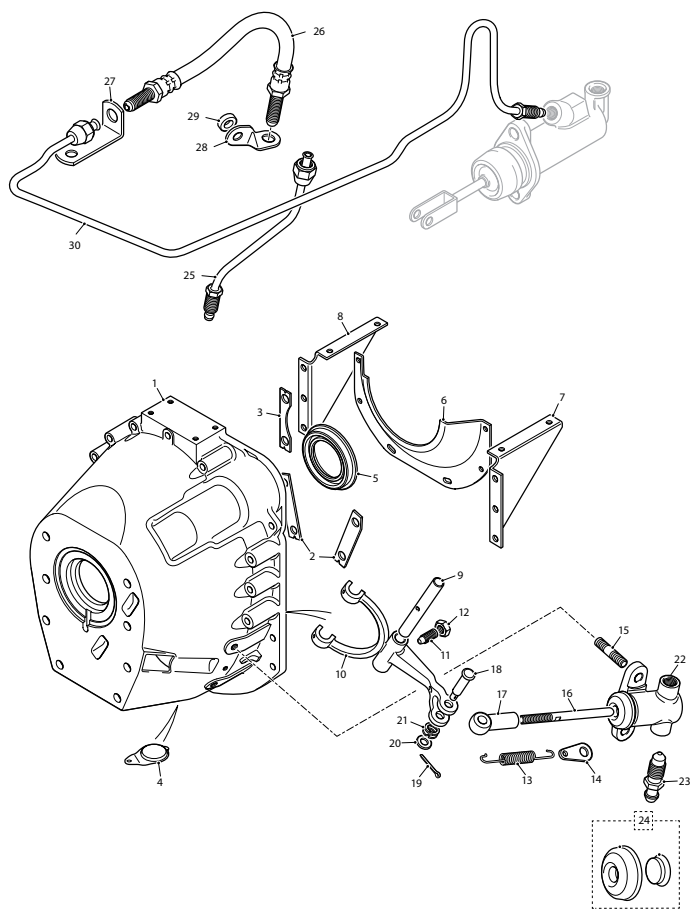


CLUTCH UNIT

1. Clutch Kit		
S1 3.8 (10" Spring)	HK5229QAF	1
S1/2 4.2 (9.5" Diaphragm)	HK9702Q	1
2. Clutch Plate		
S1 3.8 (10" Spring)	HB8750Q	1
S1/2 4.2 (9.5" Diaphragm)	HB8786	1
3. Clutch Cover		
S1 3.8 (10" Spring)	HA2521	1
S1/2 4.2 (9.5" Diaphragm)	HE4562	1
4. Clutch Release Bearing		
S1 3.8 (10" Spring)	HD3306	1
S1/2 4.2 (9.5" Diaphragm)	C235752	1
5. Release Bearing Clip	C22479	2



CLUTCH CONTROLS



CLUTCH HOUSING

1. Clutch Housing Assembly

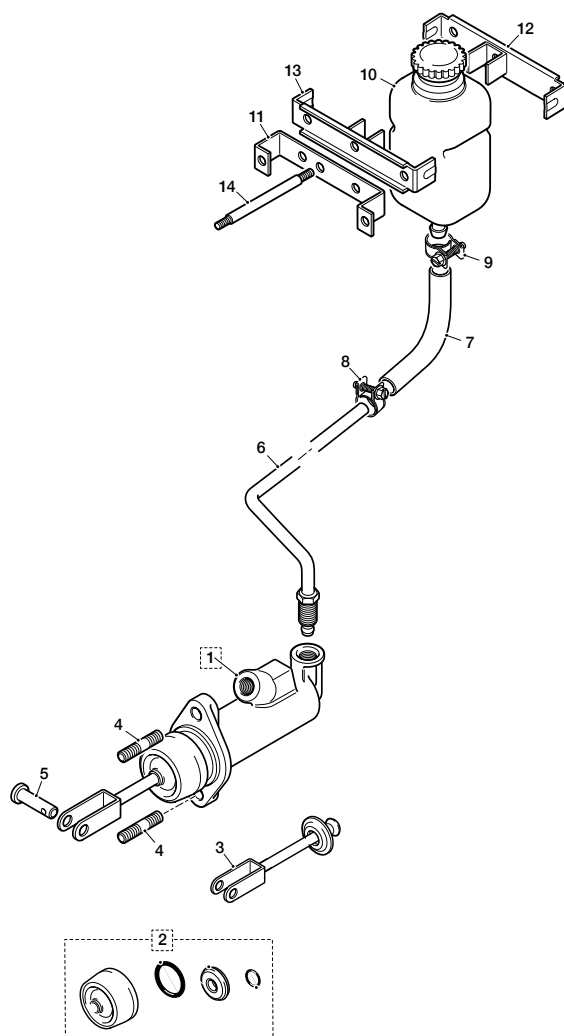
S1 3.8	C14494	1
S1/2 4.2	C22623	1
Bush, for Throw-out Shaft	C10025	2
Bolt, Clutch Housing to Gearbox	BH607141J	6
2. Plate, Locking Bolts	C587	2
3. Plate, Locking Bolts	C5073	1
Bolt, Clutch Housing to Cylinder Block	BH606231J	11
Washer	C726	11
4. Cover, over Timing Aperture at bottom of Clutch Housing	C11910	1
Rivet, securing Cover	BD524/2	1
5. Oil Seal, in Housing for Gearbox Primary Shaft		
S1 3.8 fitted to Gearbox with Close Ratio Ground Gears	C6738	1
S1 3.8 fitted to Gearbox with Shaved Gears	C18739	1
S1/2 4.2	C18739	1

6. Cover Plate, at front of Housing	C41664	1
Setscrew, securing Cover Plate	SH504041J	4
Washer	C724	4
7. Support Bracket, RH side of Housing	C19207	1
8. Support Bracket, LH side of Housing	C19206	1
Bolt, securing Bracket to Cylinder Block	BH605101J	3
Bolt, securing Bracket to Cylinder Block	BH605121J	1
Nut, on Bolts	JLM9684	4
Washer	FG105X	4
Bolt, securing Bracket to Cylinder Block	BH606231J	2
Bolt, securing Bracket to Cylinder Block	BH606121J	4
Nut, on Bolts	JLM9685	6
Washer	C726	6
9. Shaft, in Clutch Housing holding Fork	C9857	1
10. Fork, operating Release Bearing	C9797	1
11. Screw, securing Fork to Shaft	C8011	1
12. Nut, locking Screw	JLM9683	1
13. Return Spring for Clutch Operating Fork	C5120	1
14. Plate, anchoring Return Spring	C5178	1
15. Stud, mounting Slave Cylinder to Housing	C9858	2
Nut	JLM9683	2
Washer	FG106X	2
Washer	C726	1
16. Operating Rod between Clutch Slave and Fork		
S1 3.8	C9798	1
S1 4.2 to 7E4606	C9798	1
S1 4.2 7E4607 onwards	C24148	1
S2 4.2 to 7R9709 / 7R39111	C29802	1
S2 4.2 7R9710 / 7R 39112 onwards	C31623	1
17. Adjuster Assembly, for Rod		
S1 3.8	C10360	1
S1 4.2 to 7E4606	C10360	1
S1 4.2 7E4607 onwards	C24147	1
S2 4.2 to 7R9709 / 7R39111	C27325	1
S2 4.2 7R9710 / 7R 39112 onwards	C31622	1
Bush, for Adjuster		
S1 3.8/4.2	C9870	1
S2	C20954/4	1
Nut, Locking Adjuster	NT605041J	1
18. Pivot Pin, Adjuster to Operating Fork		
S1 3.8/4.2	C9801	1
S2	C29803	1
Clip, retaining Pivot Pin (S2)	C27328/5	1
19. Split Pin, securing Pivot Pin (S1)	L103/7U	1

(CONTINUED FROM PAGE 58)

20. Washer (S1)	FW105T	1
21. Washer (S1)	BD1708/1	1
22. Clutch Slave Cylinder		
S1 3.8 (80mm long)	C21470	1
S1 4.2 to 7E4606 (80mm long)	C21470	1
S1 4.2 7E4607 on	C24145	1
S2 (95mm long)	C29801	1
23. Bleeder Screw, in Slave Cylinder	6096	1
24. Clutch Slave Cylinder Repair Kit	8G8446J	1
25. Pipe Assembly, Flexible Hose to Clutch Slave Cylinder	C17827	1
26. Flexible Hose Clutch Hose	C11603	1
Stainless Braided Hose	C11603SS	1
Nut, securing Hose	NT606041J	2
Washer	WE600061J	2

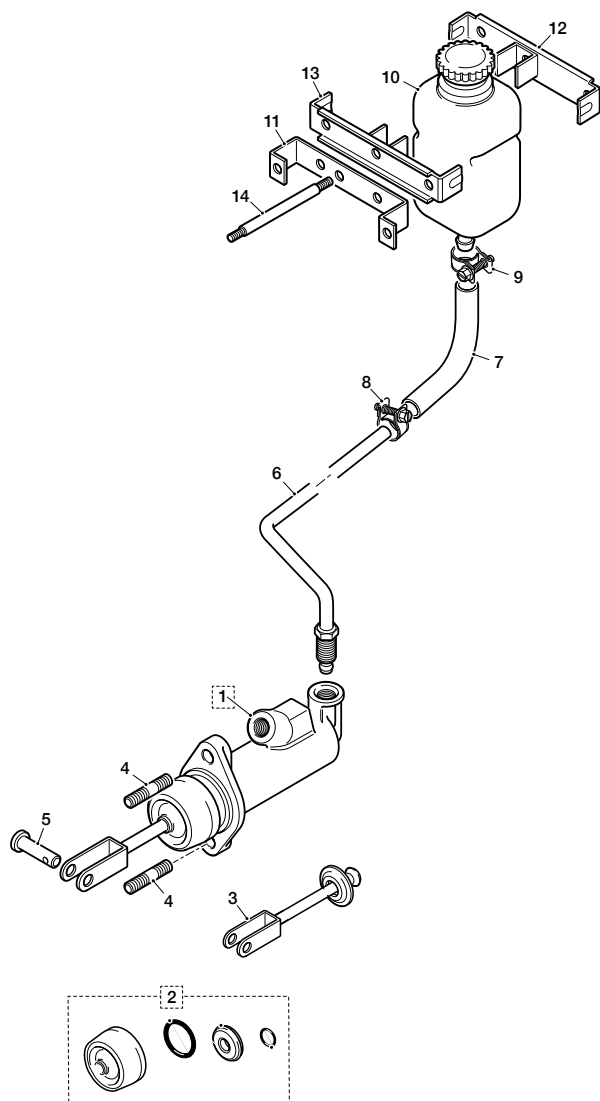
27. Bracket, on Frame for Hose	C17826	1
28. Bracket, on Cylinder Block for Hose	C17828	1
29. Distance Piece, under Bracket	C11583	1
30. Pipe Assembly, Master Cylinder to Flexible Hose		
S1 3.8/4.2 RHD	C17831	1
S2 RHD	C27156	1
S1 3.8/4.2 LHD	C17833	1
S2 LHD	C27179	1
Pipe Connector (LHD Models)	C13187	1
Pipe Assembly, Pipe Connector to Flexible Hose (LHD Models)	C25675	1
Clutch Pipe Kits		
S1/2 RHD	CPK001	1
S1 3.8 LHD Early	CPK003	1
S1 3.8/4.2/S2 LHD	CPK004	1



FLUID RESERVOIR & CLUTCH MASTER CYLINDER

1. Clutch Master Cylinder Assembly	C27186	1
2. Clutch Master Cylinder Repair Kit		
S1	8552	1
S2	12275	1
3. Push Rod Assembly	12276	1
4. Stud, mounting Master Cylinder	C2496	2
Nut, on Stud	UFN131/L	2
Washer	C725	2
5. Clevis Pin, securing Pedal to Push Rod	J105/12S	1
Split Pin, retaining Clevis Pin	2390	1
Washer	FW105T	1
6. Pipe Assembly, Master Cylinder to Low Pressure Hose		
S1 3.8 RHD	C17829	1
S1 3.8 LHD	C18716	1
S1 4.2 RHD	C24882	1
S1 4.2 LHD	C24748	1
S2 RHD	C27155	1
S2 LHD	C27180	1
7. Low Pressure Hose, Reservoir to Pipe		
RHD	C6854	1
LHD	C18717	1
8. Clip, Hose on Pipe	C43599/5	1
9. Clip, Hose to Reservoir	C158865	1

CLUTCH CONTROLS



FLUID RESERVOIR & CLUTCH MASTER CYLINDER

(CONTINUED FROM PAGE 60)

10. Clutch Fluid Reservoir Assembly

S1 3.8 to 850555/877556/ 860677/886282	C18616	1
S1 3.8 850556/877557/ 860678/886283 onwards	C36607	1
S1/2 4.2	C36607	1
Cap, on Reservoir		
S1 3.8 to 850555/877556/ 860677/886282	1578	1
S1 3.8 850556/877557/ 860678/886283 onwards	C19515	1
S1/2 4.2	C19515	1

RHD MODELS (ILLUSTRATED)

11. Bracket, RH side of Dash mounting Reservoir		
S1 3.8 to 850555/860677	C17476	1 SET
S1 3.8 850556/860678 onwards	C20232	1
S1/2 4.2	C24856	1
12. Outer Clamp, mounting Reservoirs		1
S1 3.8 850556/860678 onwards	C19497	1
S1/2 4.2	C24607	1
13. Inner Clamp, mounting Reservoirs		
S1 3.8 850556/860678 onwards	C19497	1
S1/2 4.2	C24128	1
14. Stud, through Bracket and Clamps	C20235	1
Nut, on Stud	C87371	1

LHD MODELS (NOT SHOWN)

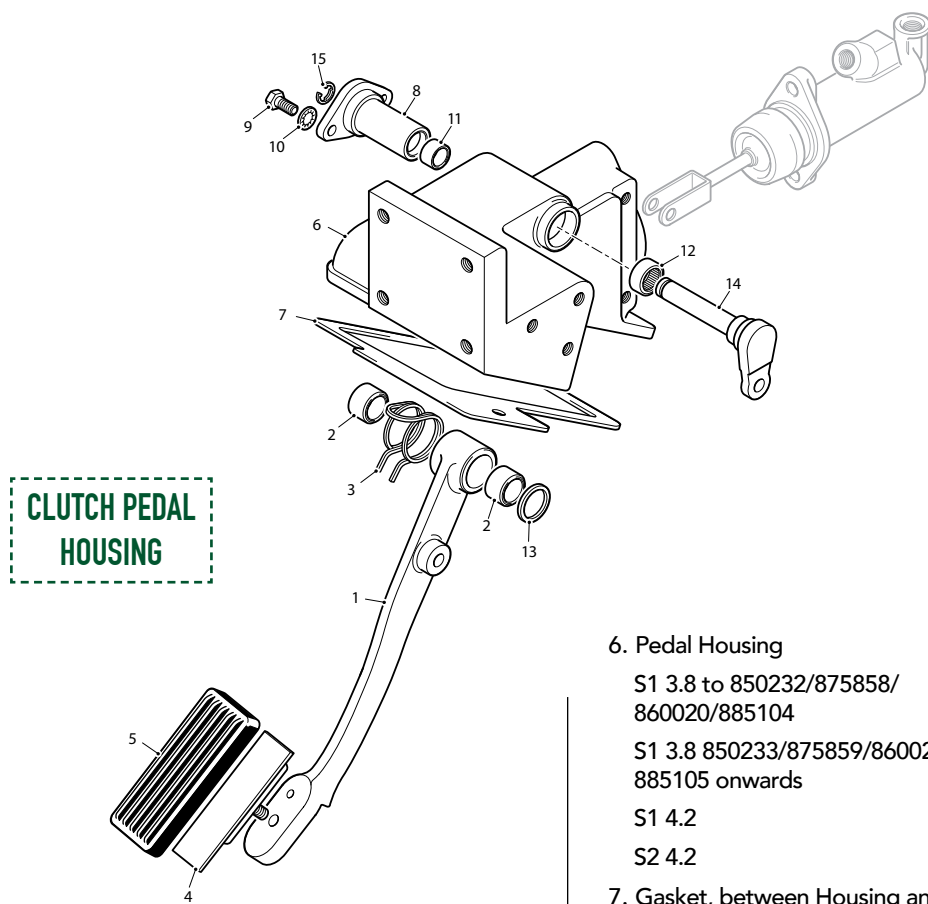
S1 3.8		
Bracket Assembly for Mounting of Reservoirs		1 SET
S1 3.8 to 870556/886283	C18693	1
S1 3.8 870557/886284	C20234	1
Clamp Securing Reservoir to Bracket		
S1 3.8 870557/886284	C19497	2
Bracket, LH side of Dash mounting Reservoir	C17812	1
S1/2 4.2		
Bracket, LH side of Dash mounting Reservoir	C17812	1
Bracket, Mounting of Reservoirs	C20234	1
Clamp Securing Reservoir to Bracket	C19497	1
Heat Shield Protecting Reservoirs		
S1/2 with Manual Steering	C18695	1
S2 with Power Steering	C30735	1



MORRIS
LUBRICANTS

**CLUTCH/BRAKE FLUID - 1L BOTTLE
MOR027**

See page 532 for all Morris lubricants



CLUTCH PEDAL HOUSING

1. Clutch Pedal

S1 3.8 RHD to 850232/860020	C18831	1
S1 3.8 RHD 850233/860021 onwards	C19673	1
S1 4.2 RHD	C19673	1
S2 RHD C25293		1
S1 3.8 LHD to 875858/885104	C18830	1
S1 3.8 LHD 875859/885105 onwards	C19672	1
S1 4.2 LHD	C19672	1
S2 LHD	C25294	1
2. Bush, in Pedal	C19154	2
3. Clutch Pedal Return Spring	C25506	1
4. Steel Pad, on Pedal		
S1 3.8 to 850474/876998/860374/885870	C15245	1
S1 3.8 850475/876999/860375/885871 onwards	C20221	1
S1 4.2	C20221	1
S2 4.2	C26532	1
Nut, securing Pad		
S1 3.8/4.2	NY605041J	1
S2	NY606041J	1
5. Rubber Pad, on Pedal	C9934	1

6. Pedal Housing

S1 3.8 to 850232/875858/860020/885104	C17253	1
S1 3.8 850233/875859/860021/885105 onwards	C19666	1
S1 4.2	C24649	1
S2 4.2	C25290	1

7. Gasket, between Housing and Scuttle

S1 3.8/4.2	C18262	1
S2	C25301	1

8. Flanged Bearing Tube

S1 3.8/4.2	C19613	1
------------	--------	---

9. Screw, securing Bearing Tube

S1 3.8/4.2	SH504041J	2
------------	-----------	---

10. Washer

	C724	2
--	------	---

11. Bush, in Bearing Tube

S1 3.8	C19623	1
S1 4.2	C20955/3	1

12. Bearing, in Housing

S1 3.8/4.2	C17498	1
------------	--------	---

13. Washer, between Pedals

S1 3.8/4.2	C21755	1
Distance Piece (S2)	C25296	1

14. Shaft, mounting Clutch & Brake Pedals

S1 3.8	C17256	1
S1 4.2	C24645	1
S2	C25295	1

15. Circlip, retaining Shaft

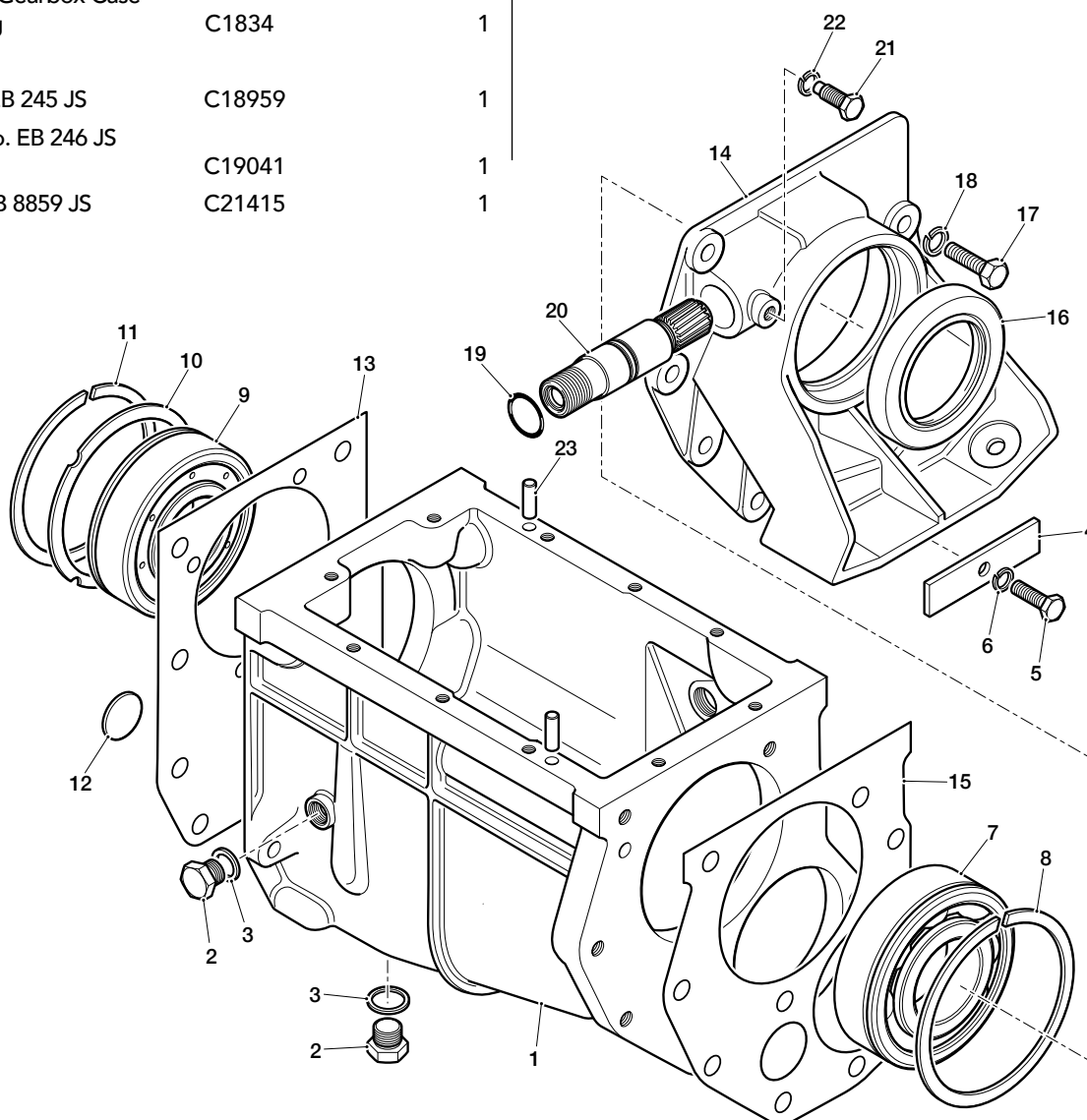
S1	C17485	1
S2 (Nut)	NZ607041	1

GEARBOX ASSEMBLY

GEARBOX CASE 3.8

GEARBOX ASSEMBLY	C17600	1
1. Gearbox Case	C19208	1
2. Drain Plug / Level Plug	C799	1
3. Washer	C2296/1	2
4. Shaft Locking Plate	C857	1
5. Setscrew	FS205/7D	1
6. Spring Washer	FG105X	1
7. Mainshaft (Rear) Bearing	C1845/1	1
8. Snap Ring	C1855	1
9. Primary Shaft (Front) Bearing	C1838	1
10. Collar	C12195	1
11. Circlip	C1840	1
12. Fibre Washer	C920	1
13. Gasket between Gearbox Case & Clutch Housing	C1834	1
14. Rear End Cover		
To Gearbox no. EB 245 JS	C18959	1
From Gearbox no. EB 246 JS to EB 8858 JS	C19041	1
From Gearbox EB 8859 JS	C21415	1

15. Gasket between Rear End Cover & Casing	C19209	1
N.B. Gaskets C1834 & C19209 are not available separately They are part of Gearbox Gasket Set ENT101		
16. Rear Oil Seal	C859	1
17. Setscrew, Rear End Cover to Casing	FS105/9D	7
18. Washer	FG105X	7
19. O' Ring for Speedometer Gear	C9177	1
20. Speedometer Gear Assembly		
To Gearbox no. EB 245 JS	C15847	1
From Gearbox no. EB 246 JS	C19024	1
21. Locking Screw	C846	1
22. Spring Washer	FG105X	1
23. Dowel to locate Top Cover on Case	OD105/6H	2



E-TYPE GEARBOX FACTS & STATS...

With pre-war roots, the venerable Moss gearbox was coupled to the E-Type's straight six at its launch in 1961.

These three synchromesh gearboxes were sturdy but had a somewhat agricultural feel in operation and suffered criticism in early road tests.

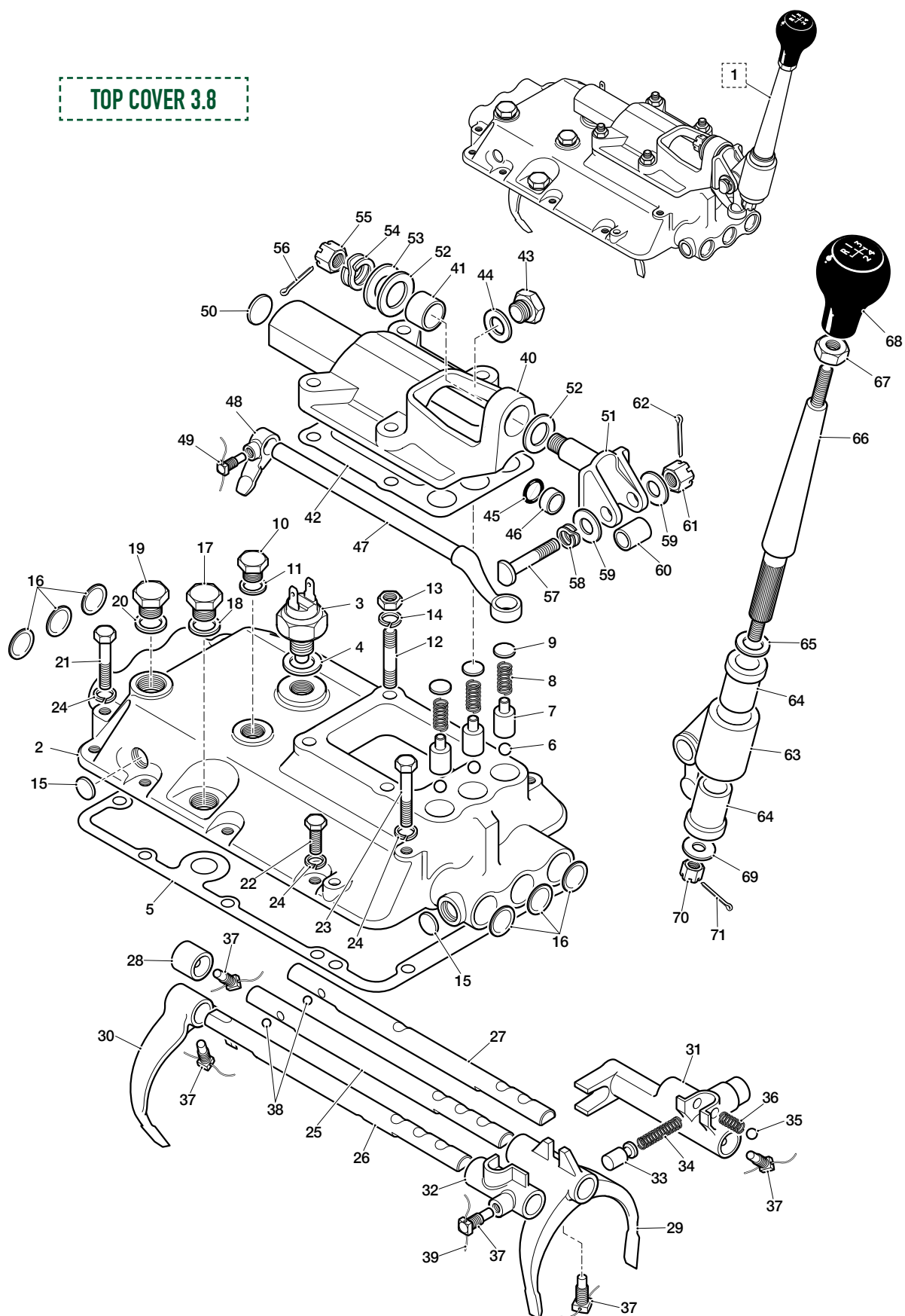
However, it could easily handle the substantial power output of Jaguar's 3.8 litre engine without complaint and remained with the E Type in standard and 'close ratio' forms until the introduction of the 4.2 litre engine.

In 1965 the E-Type's transmission was brought into the modern era when it was given synchromesh on all forward gears whilst retaining the robust nature of the earlier unit.

The popular four synchro gearbox was used in 4.2 litre series one and two then coupled to the 5.3 litre V12 and even found its way into some early XJS models before being dropped as an option in 1978.

GEARBOX ASSEMBLY

TOP COVER 3.8



GEARBOX ASSEMBLY

1. Gearbox Remote Control Assembly	8779	1	46. Retaining Cup for 'O' Ring	C13335	1
2. Top Cover	C13332	1	47. Remote Control Shaft	C14305	1
3. Reverse Light Switch	DAC3844	1	48. Selector Finger	C13341	1
4. Fibre Washer	C4531	1	49. Dowel Screw	C19772	1
5. Gasket for Top Cover	C860	1	39. Locking Wire	C21126	A/R
6. Selector Ball	C1319	3	50. Welch Plug	787	1
7. Plunger	C13334	3	51. Pivot Jaw	C14470	1
8. Spring	C845	3	52. Washer	C1894	2
9. Shim for spring tension	C13333	A/R	53. 'D' Washer	C1914	1
10. Sealing Plug	C18442	1	54. Double Coil Washer	C1905	1
11. Fibre Washer	C930	1	55. Slotted Nut	FN407/L	1
12. Stud	C7426	4	56. Split Pin	L103/8U	1
13. Nut	JLM9684	4	57. Pivot Pin	C1912	1
14. Spring Washer	FG105X	4	58. Double Coil Washer	C1929	1
15. Welch Plug	C9840	2	59. Tufnol Washer	C1908	2
16. Welch Plug	787	6	60. Selector Tube Bush	C1906	1
17. Plug in Dipstick Aperture	C799	1	61. Slotted Nut	FN407/L	1
18. Copper Washer	C2296/1	1	62. Split Pin	L103/8U	1
19. Sealing Plug	C7379	1	63. Selector Lever	C14892	1
20. Copper Washer	C2296/1	1	64. Rubber Bush	C1915	2
21. Bolt	FB105/11D	2	65. Washer, Upper	C1919	1
22. Bolt	FB105/7D	6	66. Gear Lever	C4054	1
23. Bolt	FB105/15D	2	67. Lock Nut	C1928	1
24. Spring Washer	FG105X	10	67. Gear Knob	C16154	1
25. Striking Rod Assembly, 1st/2nd Gears	C9841	1			
26. Striking Rod Assembly, 3rd/Top Gears	C9846	1			
27. Striking Rod Assembly, Reverse Gear	C9845	1			
28. Stop for 1st/2nd Striking Rod	C9854	1			
29. Change Speed Fork, 1st/2nd	C9851	1			
30. Change Speed Fork, 3rd/Top	C9852	1			
31. Change Speed Fork, reverse	C9847	1			
32. Selector, 3rd/Top Gears	C9853	1			
33. Plunger	C9848	1			
34. Spring	C9849	1			
35. Ball, Locking Reverse Plunger	C1319	1			
36. Spring	C14704	1			
37. Dowel Screw	C19772	5			
38. Interlock Ball	C922	2			
39. Locking Wire	C21126	A/R			
40. Lever Housing	C14468	1			
41. Bush for Pivot Jaw	C1907	1			
42. Gasket under Housing	C13338	1			
43. Breather	C841	1			
44. Fibre Washer	C930	1			
45. 'O' Ring	C12454	1			
			69. Washer, Lower	BD541/5	1
			70. Slotted Nut	AJD8405	1
			71. Split Pin	L103/8U	1

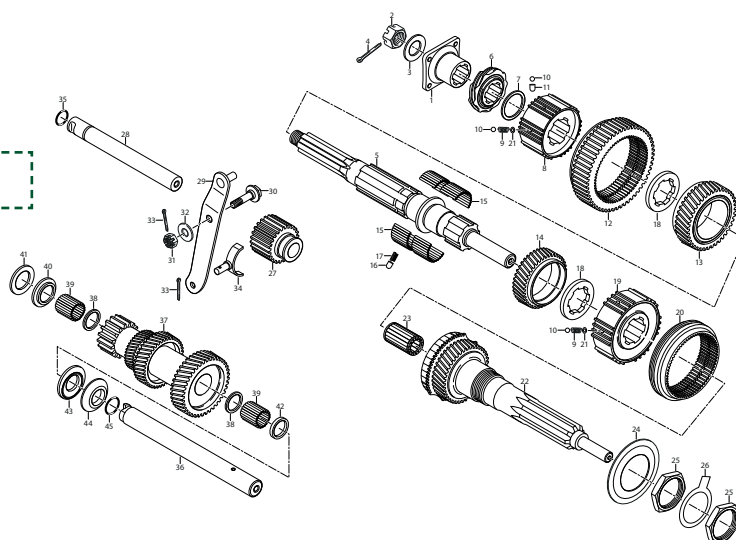


GEAR KNOB C16154

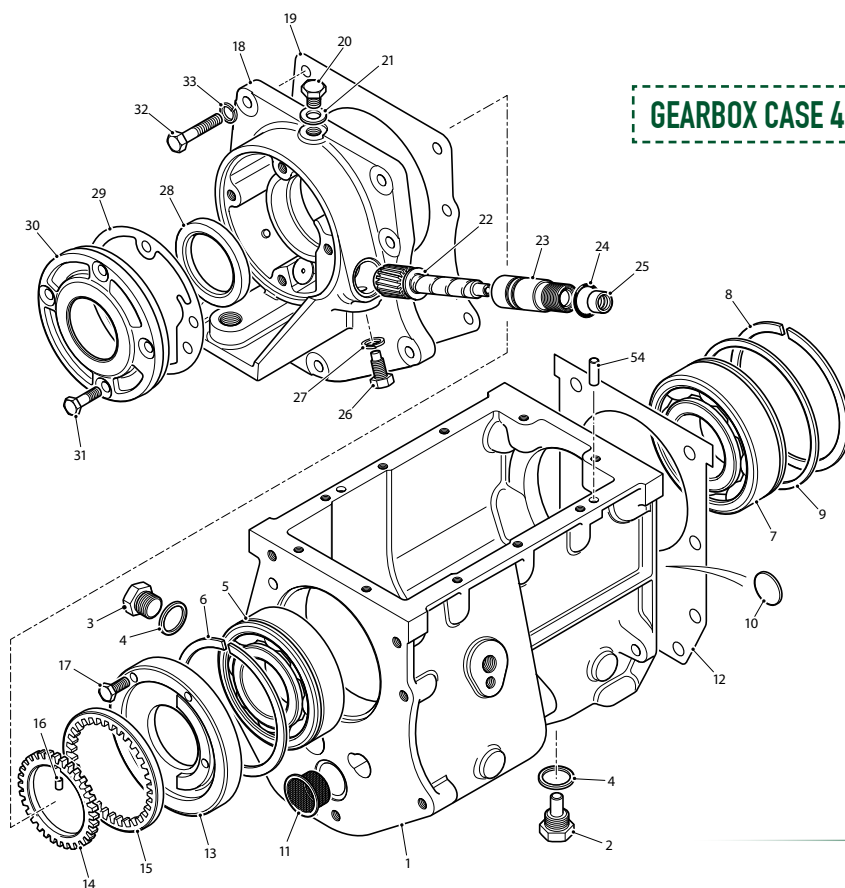
GEARBOX ASSEMBLY

1. Output Flange	C885	1	21. Shim for Synchro Sleeve		
2. Slotted Nut, on Mainshaft	C840	1	0.006" Thick	C903	A/R
3. Plain Washer	C925	1	0.028" Thick	C914	A/R
4. Split Pin	PS106320J	1	22. Constant Pinion Shaft Assembly	C10200	1
5. Mainshaft	C4994	1	23. Roller Bearing in Constant Pinion shaft	C1843	1
6. Speedometer Drive Gear			24. Oil Thrower	C2121	1
To Gearbox no. EB 245 JS	C14932	1	25. Locknut	C11932	2
From Gearbox no. E 246 JS	C19026	1	26. Tab Washer	C11933	1
7. Distance Piece			27. Reverse Gear	C10205/1	1
To Gearbox no. EB 245 JS	C909	1	28. Reverse Spindle	C2070	1
From Gearbox no. E 246 JS	C19286	1	29. Lever, operating Reverse Gear	C1893	1
8. Synchronising Sleeve Assembly, 2nd Gear	C10209	1	30. Fulcrum Pin	C1899	1
9. Synchro Sleeve Spring	C900	12	31. Slotted Nut	C777	1
10. Ball	C922	15	32. Plain Washer	FW106T	1
11. Plunger in Synchro Sleeves (Selective sizes, use plunger of desired length)			33. Split Pin	L103/8U	1
0.490" long	C901	3	34. Reverse Slipper	C866	1
0.495" long	C901/1	3	35. Sealing Ring, on Reverse Spindle	C4284	1
0.500" long	C901/2	3	36. Layshaft	C1856	1
12. 1st Speed Gear	C10201	1	37. Gear Cluster, on Layshaft	C10204	1
13. 2nd Speed Gear	C10202	1	38. Retaining Ring	C1864	2
14. 3rd Speed Gear	C10203	1	39. Needle Roller	C918	58
15. Needle Roller	C18502	82	40. Thrust Washer, Inner	C1861	1
16. Mainshaft Plunger	C1849	2	41. Thrust Washer, Outer (Selective sizes, use washer of desired thickness)		
17. Plunger Spring	C1324	2	0.156" Thick	C1862	A/R
18. Thrust Washer (Selective sizes, use plunger of desired thickness)			0.159" Thick	C1862/1	A/R
0.471"/0.472" Thick	C10206/1	2	0.162" Thick	C1862/2	A/R
0.473"/0.474" Thick	C10206/2	2	0.152" Thick	C1862/3	A/R
0.475"/0.476" Thick	C10206/3	2	0.164" Thick	C1862/4	A/R
19. Synchronising Sleeve Assembly, 3rd/Top Gear	C10208	1	42. Retaining Ring	C10210	1
20. Operating Sleeve, 3rd/Top Gear	C4049/1	1	43. Thrust Washer, Inner	C8835	1
			44. Thrust Washer, Outer	C1859	1
			45. Sealing Ring, on Layshaft	C4285	1

GEARBOX INTERNALS 3.8



GEARBOX ASSEMBLY



GEARBOX CASE 4.2

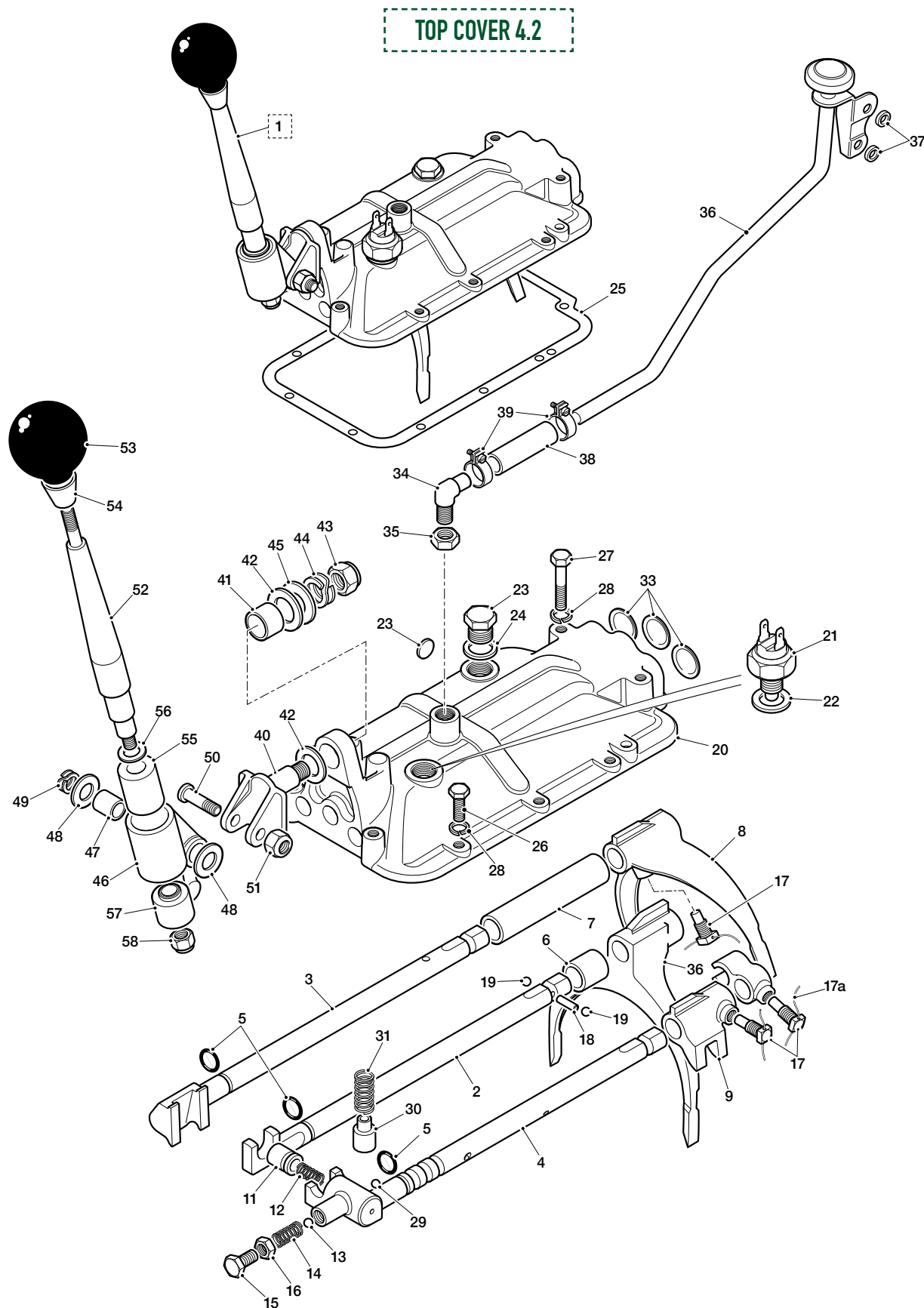
This kit contains Oil Pump Body,
as well as Inner and Outer
Gears for Oil Pump



**OIL PUMP KIT
C21306KIT**

1. Gearbox Case	C20019	1	19. Gasket, between Rear End Cover and Gearbox Case	C20020	1
2. Oil Drain Plug (Magnetic) at bottom of Case	C19543	1	20. Setscrew, Plug, at top of Rear End Cover	UCS131/3R	1
3. Oil Filler Plug, at L.H. side of Case	C799	1	21. Copper Washer, on Plug	FW105E	1
4. Fibre Washer, on Plug	C2296/1	2	22. Speedometer Driven Gear, S1 & S2 SWB	C21310	1
5. Ball Bearing, for Mainshaft	C1845/1	1	22. Speedometer Driven Gear, S2 2+2	C23392	1
6. Circlip, around Ball Bearing	C1855	1	23. Bearing Assembly, for Speedometer Driven Gear	C21312	1
7. Ball Bearing, for Constant Pinion Shaft	C20491	1	24. O-Ring, around Bearing	C9177	1
8. Circlip, around Ball Bearing	C20492	1	25. Oil Seal, in Bearing To Engine no. 7R. 6572 SWB & 7R. 38135 2+2	C12377/1	1
9. Collar, between Circlip and Gearbox Case	C20494	1	From Engine no. 7R. 6573 SWB & 7R. 38136 2+2	C32592	1
10. Fibre Washer, in Case, at front of Layshaft	C920	1	26. Screw, locking Bearing in Rear Cover, S1 & S2 SWB	C21314	1
11. Filter Gauze, in rear face of Gearbox Case	C22837	1	26. Screw, locking Bearing in Rear Cover, S2 2+2	C22999	1
12. Gasket, between Gearbox and Clutch Housing	C20658	1	27. Washer, Spring, on Screw	FG105X	1
13. Oil Pump Body, at rear of Gearbox Case	C21306	1	28. Oil Seal, at end of Rear Cover, S1 & S2 SWB	C21340	1
14. Inner Gear, for Oil Pump	C21308	1	Oil Seal, at end of Rear Cover, S2 2+2	C23394	1
15. Outer Gear, for Oil Pump	C21307	1	29. Gasket, Housing to Rear End Cover	C25410	1
Oil Pump Kit (Kit contains the 3 components listed above)	C21306KIT	1	30. Housing, for Rear Oil Seal	C25068	1
16. Pin, on Mainshaft, driving Oil Pump	C21309	1	31. Setscrew, Housing to Rear End Cover	UCS531/7H	4
17. Setscrew, securing Oil Pump Body to Rear End Cover	UCS519/5H	3	32. Setscrew, securing Rear End Cover to Gearbox Case	SH605101J	7
18. Rear End Cover, S1 & S2 SWB models	C21299	1	33. Washer, Spring, on Setscrew	FG105X	7
Rear End Cover, S2 2+2	C22950	1			
Ball Bearing, in Rear End Cover C2290 Only	C18719	1			

GEARBOX ASSEMBLY



GEARBOX ASSEMBLY

5 SPEED GETRAG

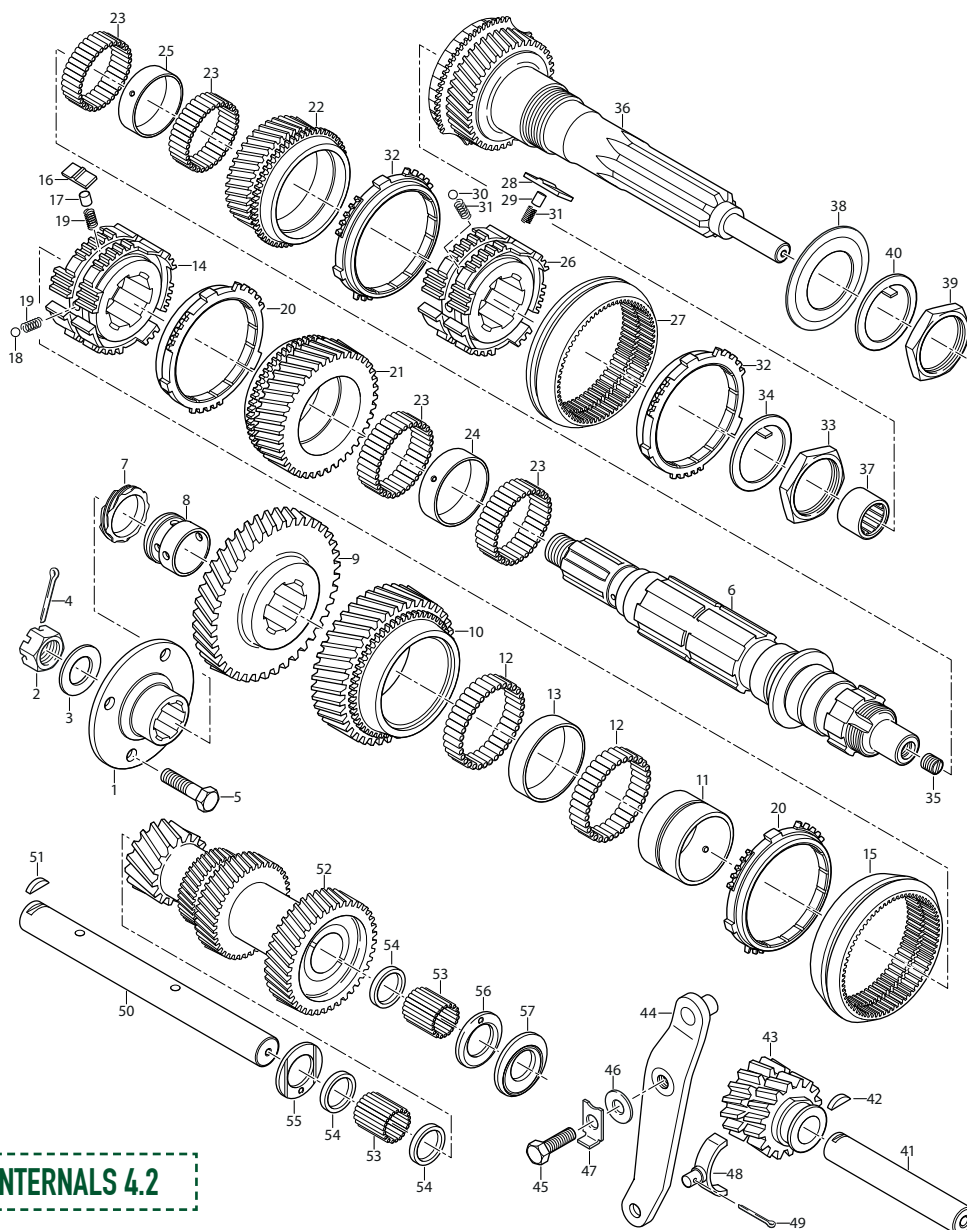
C23007G

GEARBOX ASSEMBLY

1. Flange, on Mainshaft, for Universal Joint					
For S1 & S2 OTS and FHC	C21303	1			
For S2 2+2 Models	C885	1			
2. Nut, slotted, securing Flange	C840	1			
3. Washer, under Nut	C23168	1			
4. Split Pin, securing Slotted Nut	PS106320J	1			
5. Bolt, securing Flange to Propeller Shaft	C19827	4			
Nut, Self-Locking, on Bolt	C8737/3	4			
6. Mainshaft					
For S1 & S2 OTS and FHC	C21300	1			
For S2 2+2 Models	C22879R	1			
7. Speedometer Driving Gear		1			
For S1 & S2 OTS and FHC	C21302				
For S2 2+2 Models	C23337				
Distance Tube, between Bearing and Distance Piece, for S2 2+2 Models	C23336	1			
8. Distance Piece, behind Speedometer Driving Gear	C21301	1			
9. Reverse Gear, on Mainshaft	C21098	1			
10. 1st Speed Gear, on Mainshaft	C28429	1			
11. Bearing Sleeve, for 1st Speed Gear	C21095	1			
12. Needle Roller, in 1st Speed Gear. (Selective sizes. Use rollers of one size in gear units)					
3mm +.0001 - .0000	C23109/1	120			
3mm +.0000 - .0001	C23109/2	120			
3mm -.0001 - .0002	C23109/3	120			
13. Spacer, for Needle Roller in 1st Speed Gear	C23097	1			
14. Synchro Hub, for 1st/2nd Speed Gears					
S1	C24638	1			
S2	C28432	1			
15. Operating Sleeve, for 1st/2nd Speeds					
S1	C24640	1			
S2	C28436	1			
16. Thrust Member, between Sleeve and Synchro Hub	C24641	3			
17. Plunger, under Thrust Member	C21088	3			
18. Detent Ball, between Sleeve and Synchro Hub	C1319	3			
19. Spring, under Plunger & Balls, S1	C24181	6			
Spring, under Plunger, S2	C27491	3			
Spring, under Detent Ball	C24181	3			
20. Synchro Ring, for 1st/2nd Gears	C22391	2			
21. 2nd Speed Gear, on Mainshaft					
S1	C21092	1			
S2	C28430	1			
22. 3rd Speed Gear, on Mainshaft					
S1	C20498	1			
S2	C28417	1			
23. Needle Roller, in 2nd and 3rd Gears (selective sizes. Use Rollers of one size in Gear Units)					
3mm +.0001 - .0000	C23109/1	212			
3mm +.0000 - .0001	C23109/2	212			
3mm -.0001 - .0002	C23109/3	212			
24. Spacer, for Needle Rollers in 2nd Speed Gear	C23098	1			
25. Spacer, for Rollers in 3rd Speed Gear	C23099	1			
Synchro Hub, for 3rd/Top Speed Gears					
S1	C24639	1			
S2	C28432	1			
27. Operating Sleeve, for 3rd/Top Speed Gears					
S1	C24640	1			
S2	C28436	1			
28. Thrust Member, between Sleeve and Synchro Hub	C24641	3			
29. Plunger, under Thrust Member	C21088	3			
30. Detent Ball, between Sleeve and Synchro Hub	C1319	3			
31. Spring, under Plungers & Detent Balls, S1	C24181	6			
Spring, under Plungers, S2	C27491	3			
Spring, under Detent Ball, S2	C24181	3			
32. Synchro Ring, for 3rd/Top Speed Gears	C22391	2			
33. Nut, locking 3rd Gear and 3rd/Top Synchro Hub on Mainshaft	C21617	1			
34. Tab Washer, locking Nut,	C21618	1			
35. Plug, in End of Mainshaft	C20027	1			
Constant Pinion Shaft					
S1 4.2, to Gearbox no. EJ3169	C20497	1			
S1 4.2, From Gearbox no. EJ3170	C25435	1			
S2	C28415	1			
Spacer, used on C20497 Only	C25424	1			
37. Roller Bearing, inside Constant Pinion Shaft	C25424	1			
38. Oil Thrower, on Constant Pinion Shaft	C20493	1			
39. Nut, securing Constant Pinion Shaft in Bearing	C21617	1			
40. Tab Washer, locking Nut	C21618	1			
41. Reverse Spindle	C20052	1			
42. Key, locking Spindle in Gearbox Case	C753	1			
43. Reverse Idler Gear, complete with Bushes	C20313	1			
44. Lever Assembly, operating Reverse Gear	C21198	1			
45. Setscrew, pivoting Lever	JLM9676	1			
46. Fibre Washer, on Setscrew	C930	1			
47. Tab Washer, locking Setscrew	C21200	1			
48. Reverse Slipper	C866	1			
49. Split Pin, retaining Reverse Slipper to Operating Lever	L103/8U	1			
50. Layshaft	C25437	1			

GEARBOX ASSEMBLY

51. Key, locking Layshaft, in Casing	C753	1	54. Retaining Ring, at rear of Front Needle Rollers and at each end of Rear Needle Rollers	C21099	3
Gear Cluster, on Layshaft			55. Thrust Washer Assembly, at rear of Gear Unit	C21100	1
S1	C20500	1	56. Thrust Washer Assembly, Inner, front of Gear Unit	C1861	1
S2	C28416	1	57. Thrust Washer, Outer, at front of Gear Unit		
53. Needle Roller, in Gear Cluster (selective sizes. Use Rollers of one size in Gear Units)			(Selective Sizes. Use as necessary to obtain correct end float)		
3mm + .0000 -.0000	C918/1	58	0.156" Thick	C1862	1
3mm + .0000 -.0001	C918/2	58	0.159" Thick	C1862/1	1
3mm -.0000 -.0001	C918/3	58	0.162" Thick	C1862/2	1
			0.152" Thick	C1862/3	1
			0.164" Thick	C1862/4	1



GEARBOX INTERNALS 4.2



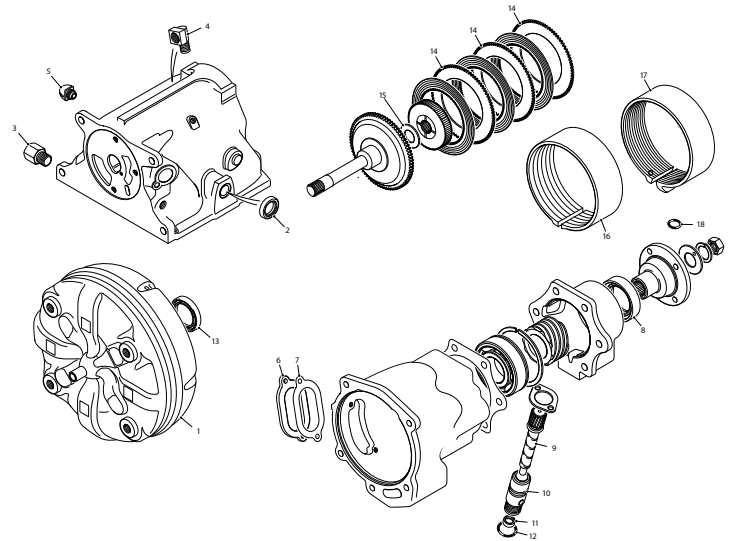
AUTOMATIC TRANSMISSION...

- 73 • AUTOMATIC TRANSMISSION UNIT
- 73 • GEARBOX SUMP
- 74 • MOUNTING DETAILS
- 76 • AUTOMATIC TRANSMISSION CONTROL

AUTOMATIC TRANSMISSION UNIT

AUTOMATIC TRANSMISSION UNIT, LESS CONVERTER

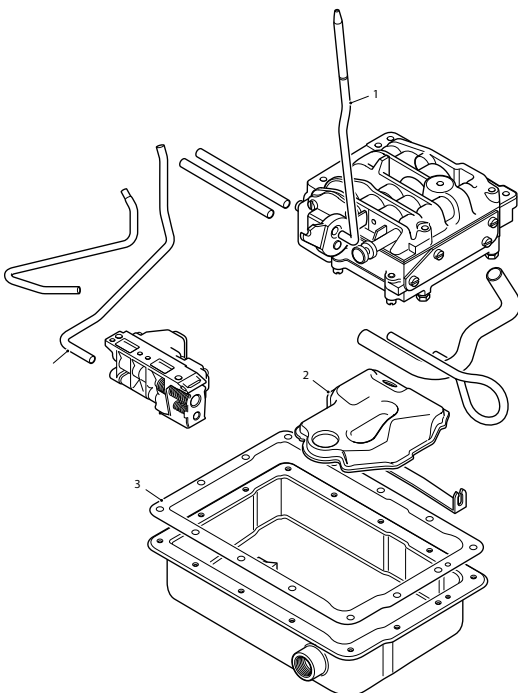
1. Converter Assembly	8GBTC	1
2. Oil Seal, for Manual Control Shaft	8TC	1
3. Union, for Oil Outlet Pipe	10567	1
4. Union, for Oil Return Pipe	C23415	1
5. Breather Assembly, on Transmission Case	C23414	1
6. Cover Plate, sealing Governor Inspection Aperture	10570	1
7. Gasket, under Cover Plate	10582	1
8. Oil Seal Assembly, at rear of Housing	10583	1
9. Speedometer Driven Gear	10593	1
10. Bearing, for Speedometer Driven Gear	C22348	1
11. Oil Seal, at Bottom of Bearing	C21297	1
12. O-Ring, around Bearing	C32592J	1
13. Oil Seal, for Front Pump	C21058	1
14. Clutch Plate (Drive) for Front Clutch	12553	1
15. Thrust Washer (Fibre) between Hub to Input Shaft	10610	1
16. Brake Band, for Front Drum	10613	1
17. Brake Band, for Rear Drum	10631	1
18. O-Ring, on Oil Outlet Tube	10664	1
	10695	1



AUTOMATIC TRANSMISSION UNIT

GEARBOX SUMP

1. Control Rod, operating Kick-Down Cable	11244	1
2. Oil Filter Assembly	10726	1
3. Gasket, between Oil Pan and Transmission Case	107281	1
Gasket, Neoprene	107281U	



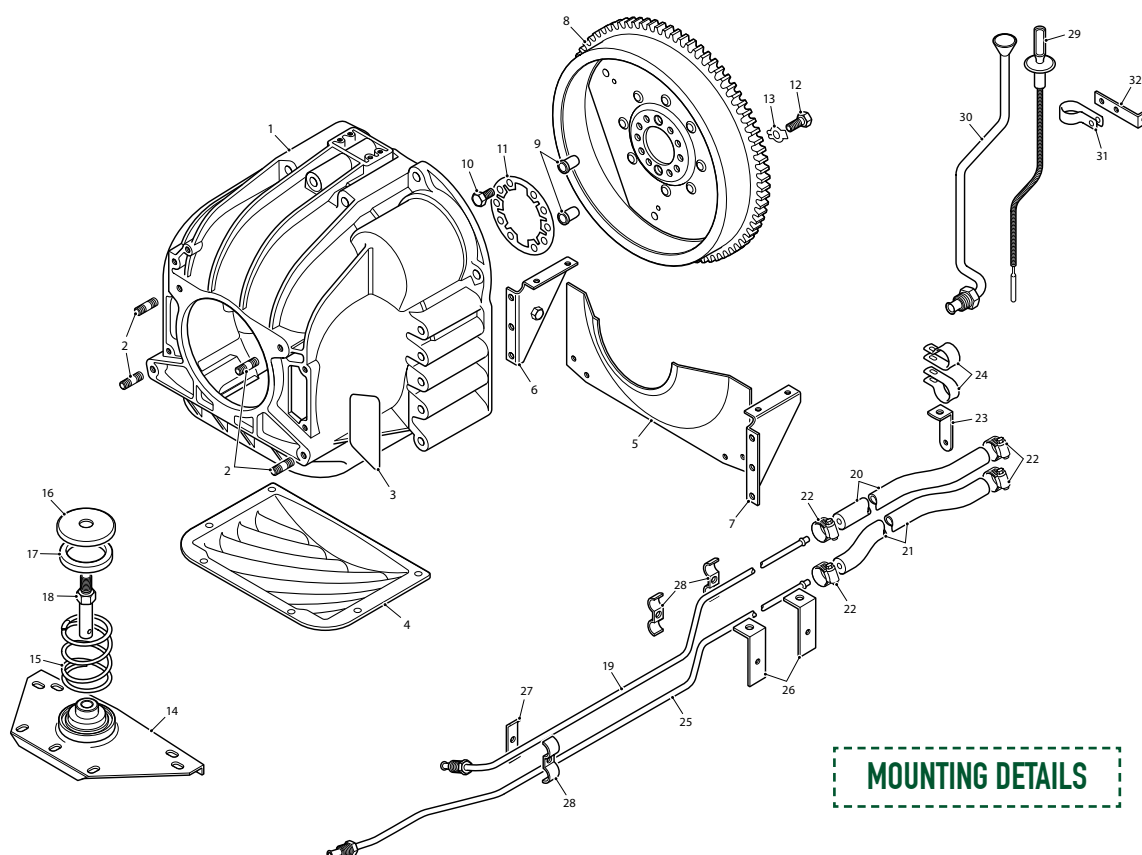
GEARBOX SUMP



MASTER OVERHAUL KIT	8MOK
OVERHAUL KIT	8OK
GASKET KIT	8GK

MOUNTING DETAILS

1. Converter Housing			7. Support Bracket, L.H.	C11942	1
S1 to 7E52275	C22783	1	Bolt, Brackets to Cylinder Block	BH605101J	4
S1 7E52276 onwards	C26702	1	Nut, on Bolts	JLM9684	4
S2	C26702	1	Washer, Spring, on Bolts	FG105X	4
Bolt, Housing to Cylinder Block	BH606321J	8	Bolt, Brackets to Converter Housing	BH606321J	6
Washer, Shakeproof, on Bolt	C726	8	Nut, on Bolts	JLM9685	6
2. Stud, Transmission Unit to Housing	C6866	4	Washer, Spring, on Bolts	FG106X	6
Nut, on Stud	UFN143/L	4	8. Drive Plate Assembly, on Crankshaft	C25412	1
Washer, Shakeproof, on Bolt	C727	4	9. Dowel, locating Drive Plate on Crankshaft	C2313	2
3. Stoneguard Assembly, covering Apertures in sides of Housing	C22947	2	10. Setscrew, securing Drive Plate to Crankshaft	C4855	10
Setscrew, securing Stoneguards	UCS119/5R	4	11. Lockplate, securing Setscrews	C4810	1
Washer, Shakeproof, on Setscrew	WF702101J	4	12. Setscrew, securing Drive Plate to Converter	C16682	4
Washer, Plain, on Setscrew	AW102/T	4	13. Tab Washer, locking Setscrew	C25446	4
4. Cover, at bottom of Converter Housing	C22361	1	14. Bracket Assembly, Rear Engine Mounting	C25470	1
5. Cover, at front of Converter Housing	C6874	1	Spring Seat (Rubber) in Bracket	C12335	1
Setscrew, securing Covers	SH504041J	8	Centre Bush	C12265	1
Washer, Shakeproof, on Setscrew	C724	8	Setscrew, Bracket to Body	SG605061J	5
6. Support Bracket, R.H.	C4795	1	Washer, Plain, on Setscrew	FW105T	5
			Washer, Spring, on Setscrew	FG105X	5



MOUNTING DETAILS

15. Coil Spring, for Rear Engine Mounting	C12299	1	25. Oil Return Pipe, Flex Hose to Transmission Unit		
16. Rubber Seat, at Top of Coil Spring	C12335	1	26. Bracket, on Oil Sump Bolts, supporting Oil Pipes	C24549	2
17. Retainer, at Top of Coil Spring	C21932	1	27. Clamp, supporting Oil Pipes	C21390	1
18. Pin Assembly, securing Retainer to Transmission Unit	C21336	1	28. Clip, holding Oil Pipes to Brackets and Clamp	C24599	3
19. Oil Outlet Pipe, Transmission Unit to Flex Hose	C25366	1	Setscrew, securing Clip	UFS1194R	3
20. Oil Return Pipe, Flex Hose to Transmission Unit	C25367	1	Nut, on Setscrew	UFN119L	3
21. Flexible Hose, between Oil Pipes and Radiator	C25971/4	2	Washer, Spring, under Nut	AG102/X	3
22. Clip, securing Hoses	C2905/2	4	29. Transmission Dipstick Assembly	C25811	1
23. Bracket, on Front Frame Cross Member, supporting Hoses	C26031	1	30. Tube Assembly, housing Dipstick	C25809	1
24. Clip, retaining Hoses to Bracket	C1040/16	2	31. Clip, retaining Dipstick Tube	C17617	1
Setscrew, securing Clips	UCS116/4R	1	32. Strut, on Exhaust Manifold Studs, for Clip on Tube	C25807	1
Nut, Self-Locking, on Setscrew	C8667/19	1	Setscrew, securing Clip to Strut	SH605051J	1
			Nut, on Setscrew	JLM9684	1
			Washer, Spring, under Nut	FG105/X	1



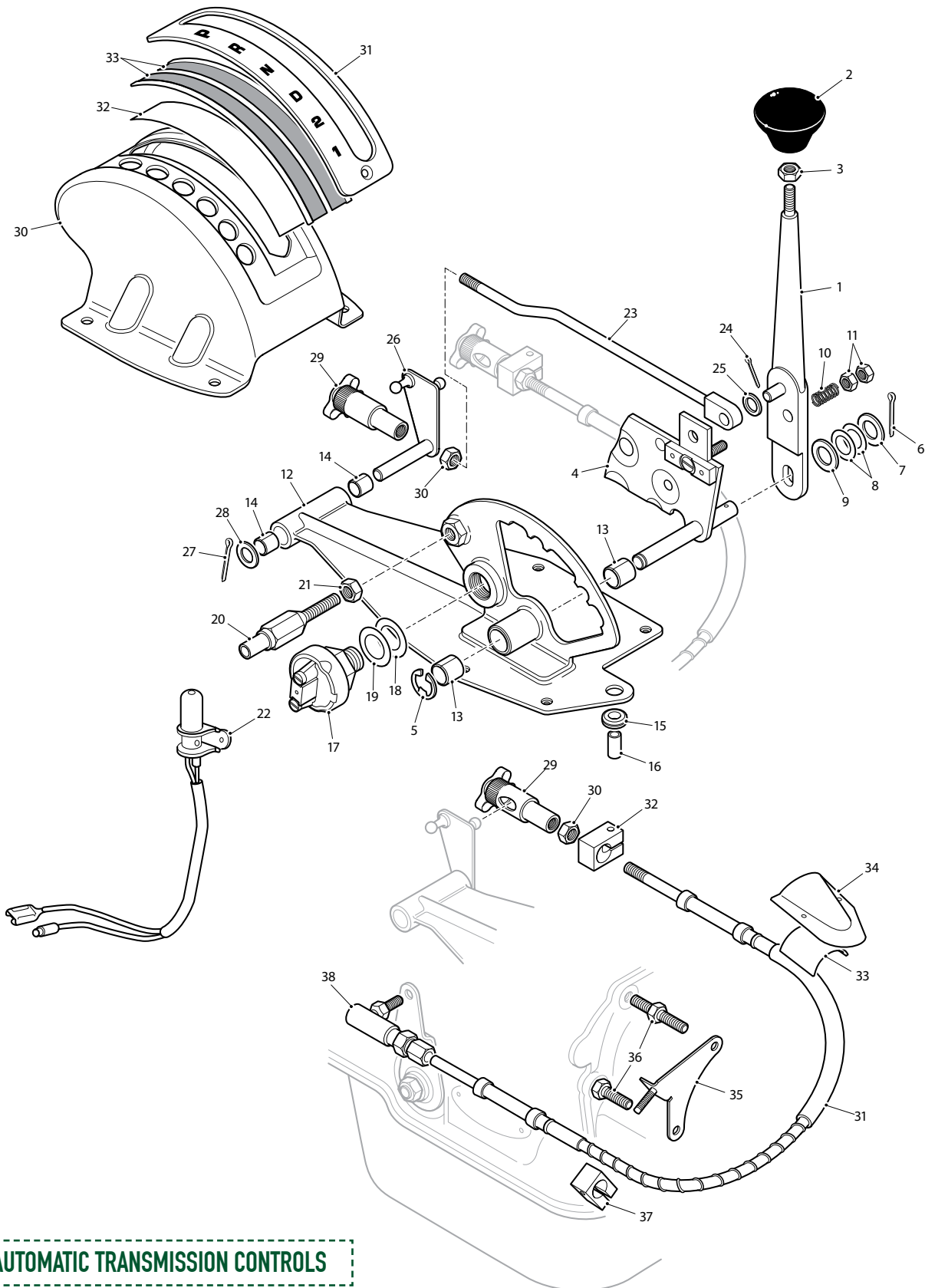
AUTOMATIC TRANSMISSION CONTROL

1. Selector Hand Lever Assembly			29. Ball Joint, connecting Operating Rod and Gear Control Cable to Transfer Lever	C16809	2
S1	C25994	1	30. Nut, locking Ball Joints	JLM9683	2
S2 to 1R35656 RHD / 1R43164 LHD	C25994	1	31. Gear Control Cable	C25756	1
S2 1R35657 RHD / 1R43165 LHD onwards	C32539	1	32. Clamp, securing Outer Cable to Mounting Plate	C12586	1
2. Knob, on Selector Lever			Setscrew, through Clamp	SH605101J	1
S1	C26128	1	Washer, Shakeproof, on Setscrew	C725	1
S2	C28744	1	33. Pad, sealing Gear Control Cable through Transmission Cover	BD28600	1
3. Nut, locking Knob	BD20892	1	34. Plate, retaining Pad	BD28599	1
4. Cam Plate Assembly, complete with Pivot Pin	C26020	1	Screw, Self-Tapping, securing Plate	DAZ404/6C	2
Setscrew, retaining Selector Lever Tension Spring	UFS519/10H	1	35. Abutment Bracket, on Extension Case, for Gear Control Cable	C25794	1
5. Circlip, retaining Cam Plate to Mounting Plate	C25981	1	36. Stud, in Transmission Unit Fixing Abutment Bracket	C25692	2
6. Split Pin, retaining Selector Lever to Cam Plate	L102/8U	1	Nut, Self-Locking, on Studs	NZ606041J	2
7. Washer, Plain, behind Split Pin	FW106T	1	37. Clamp, securing Outer Cable to Abutment Bracket	C12586	1
8. Shim, between Plain Washer and Rubber Washer	C26644	A/R	Nut, Self-Locking, securing Clamp	NZ605041J	1
9. Rubber Washer, at Selector Lever Pivot	C25997	1	38. Adjustable Ball Joint, at Lower End of Inner Cable	C25152	1
10. Spring, tensioning Selector Lever	C900	1	Nut, securing Ball Joint to Selector Lever on Transmission Unit	JLM9683	1
11. Nut, retaining Spring	UFN219/L	2	Washer, Shakeproof, under Nut	C724	1
12. Mounting Plate and Selector Gate Assembly	C25984	1	39. Cover Assembly, over Selector Mechanism	C28721	1
13. Bush, for Pivot Pin in Cam Plate	C209533	2	Setscrew, securing Cover to Tunnel	BD13713/2	4
14. Bush, for Transfer Lever Pivot	C209523	2	Washer, Shakeproof, on Setscrew	WF702101J	4
Setscrew, securing Mounting Plate to Transmission Cover	JLM9566	3	Washer, Plain, on Setscrews	AW102/T	4
Washer, Shakeproof, on Setscrew	C724	3	40. Inscribed Indicator Plate, at Top of Cover	BD28667	1
Washer, Plain, under Shakeproof Washer	WB106041	3	41. Light Filter, under Indicator Plate	C26337	1
15. Grommet, at Mounting Plate Fixings	C25982	3	42. Seal, under Indicator Plate	BD29233	2
16. Distance Piece, in Grommets	C25949	3	Screw, Self-Tapping, securing Indicator Plate	DZJ604/6C	2
17. Switch, on Selector Gate, operating Reverse Lamp (31542)	DAC3844	1			
18. Shim (.007"), for Switch Adjustment	C166263	A/R			
19. Shim (.036"), for Switch Adjustment	C15896	A/R			
20. Starter Cut-Out Switch, on Selector Gate (3SS48A)	C25463	1			
21. Nut, locking Switch	JLM9683	1			
22. Lamp, Illuminating Selector Lever Indicator	C25777	1			
Bulb	C25274	1			
Setscrew, securing Lamp	UCS3112H	2			
Washer, Shakeproof, on Setscrew	C720	2			
23. Operating Rod Assembly, Cam Plate to Transfer Lever	C26105	1			
24. Split Pin, retaining Rod to Cam Plate	L102/8U	1			
25. Washer, Plain, behind Split Pin	WB106041	1			
26. Transfer Lever Assembly, at front of Mounting Plate	C25998	1			
27. Split Pin, retaining Transfer Lever	L102/8U	1			
28. Washer, Plain, behind Split Pin	FW105T	1			



**ADJUSTABLE BALL JOINT
C25152**

AUTOMATIC TRANSMISSION CONTROL



AUTOMATIC TRANSMISSION CONTROLS

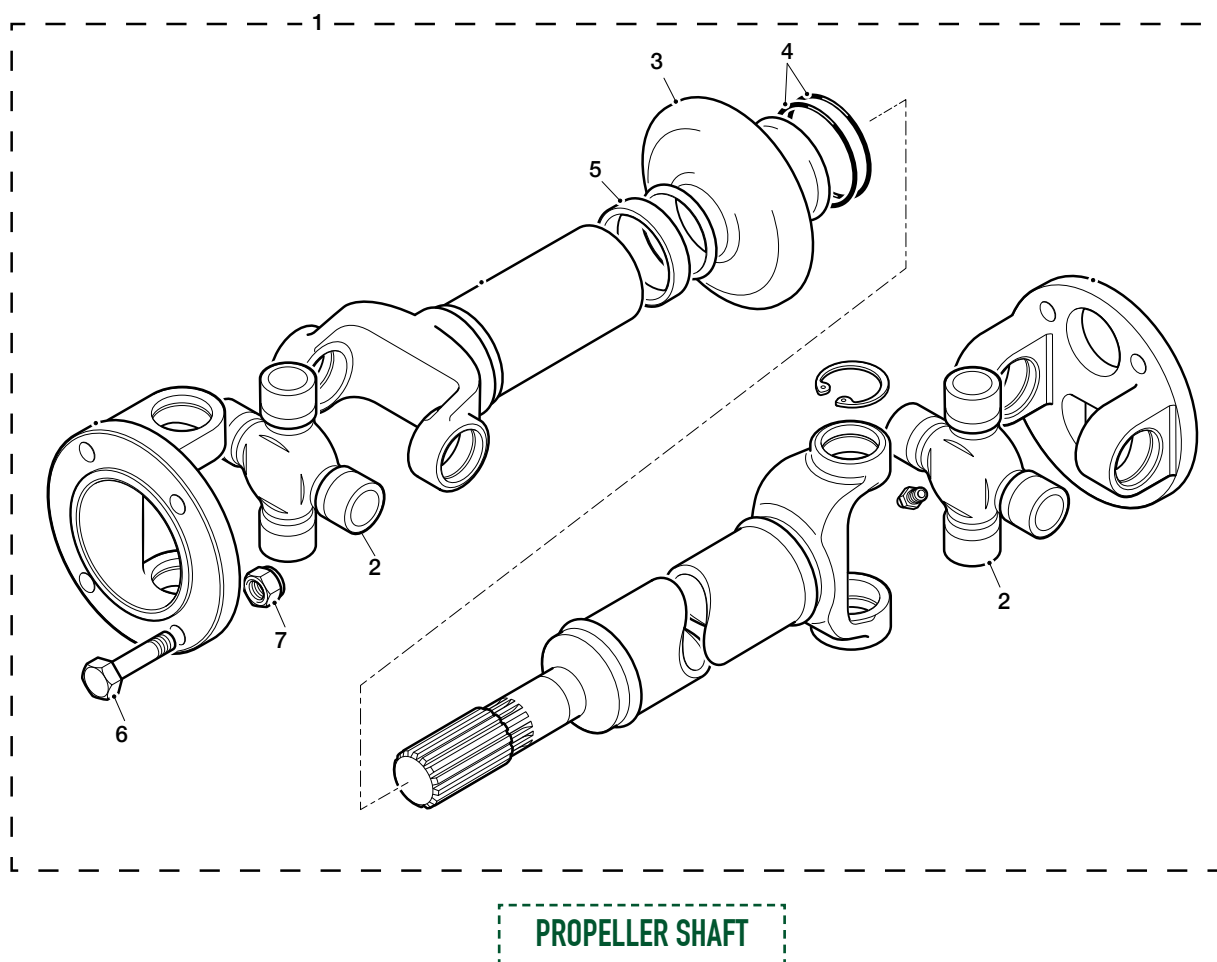
PROPELLER SHAFT & FINAL DRIVE ...

- 79 • PROPELLER SHAFT
- 80 • FINAL DRIVE UNIT - 1ST & 2ND TYPE (S1/S2)
- 82 • FINAL DRIVE UNIT - 3RD TYPE (S2 ONLY)

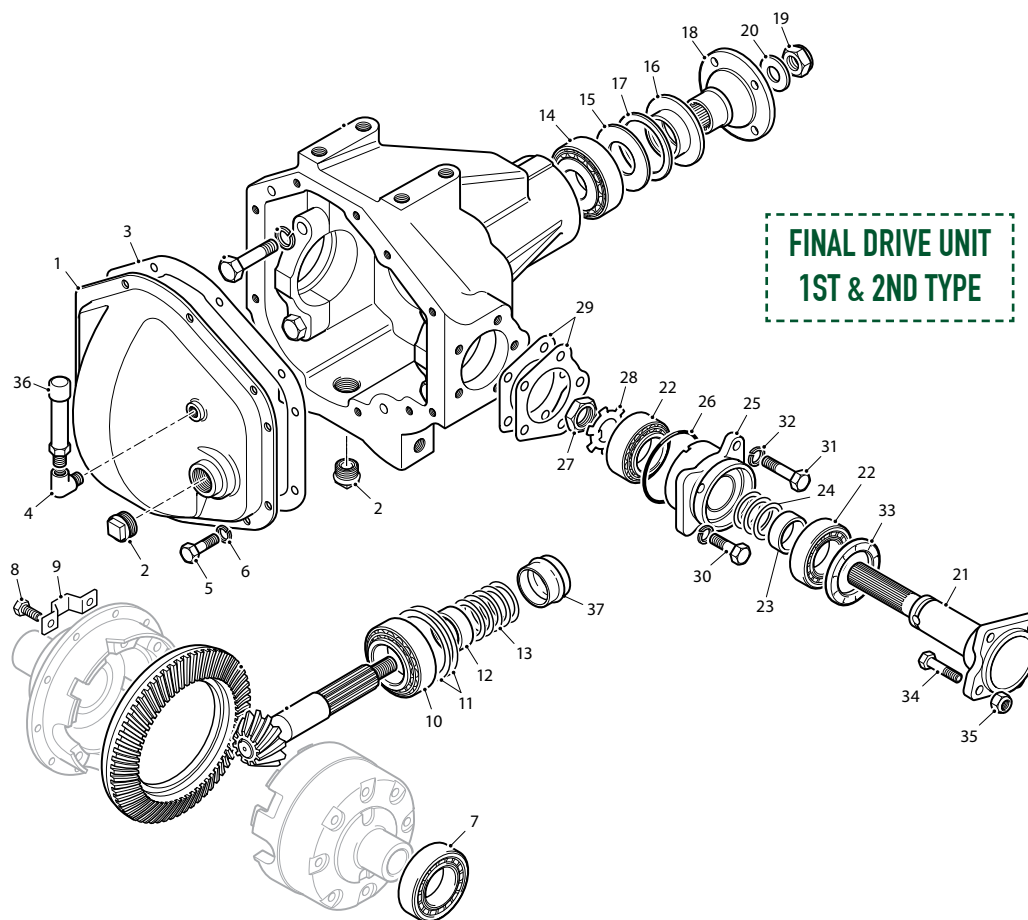


PROPELLER SHAFT

1. Propeller Shaft Complete		
FHC/OTS Models	C22097R	1
2+2	C26579R	
2. Journal Assembly, connecting Flange Yokes to Propeller Shaft		
S1 3.8 to 850103 / 875495 / 860005 / 885025	46	2
S1 3.8 to 850104 to 850479 / 875496 to 877044 / 860006 to 860386 / 885026 to 885887	8405	2
S1 3.8 850480 / 877045 / 860387 / 885888 onwards	JLM823*	2
S1 4.2	JLM823*	2
S2 4.2	JLM823*	2
3. Gaiter, for Sliding Joint	JLM1543	1
4. Rubber Ring, retaining Gaiter	9412	2
5. Steel Ring, retaining Gaiter	9413	1
6. Bolt, securing Propeller Shaft	C19827	8
7. Nut, Self-Locking, on Bolt	NZ606041J	8



FINAL DRIVE UNIT – 1ST & 2ND TYPE



1. Cover, for Carrier	8507	1	13. Shim, Outer, Adjusting Pinion (.003")	3856	A/R
2. Plug, for Filler and Drain	3823	2	13. Shim, Outer, Adjusting Pinion (.005")	3857	A/R
3. Gasket, under Cover	3931	1	13. Shim, Outer, Adjusting Pinion (.010")	3858	A/R
4. Elbow, in Cover for Breather	8509	1	13. Shim, Outer, Adjusting Pinion (.030")	3859	A/R
5. Setscrew, securing Cover	SH505051J	10	N.B All Shims above are not fitted to S2 2nd Type Differential		
6. Lockwasher, on Setscrew	FG105X	10	14. Bearing, on Pinion, Outer	3843	1
7. Roller Bearing, on Differential Case	3845	2	S1 3.8/4.2	3843	1
8. Setscrew, Crown Wheel to Differential Case	BAU4604J	10	S2 - 1st Type Differential	3843	1
9. Lockstrap, securing Setscrew	6316	5	S2 - 2nd Type Differential	12504	1
10. Bearing, on Pinion, Inner	3844	1	15. Oil Slinger, on Pinion	JLM614	1
11. Shim, Inner, Adjusting Pinion (.003")	3860	A/R	16. Oil Seal, on Pinion	3840	1
11. Shim, Inner, Adjusting Pinion (.005")	3861	A/R	Oil Seal (Rubber), on Pinion	3840R	1
11. Shim, Inner, Adjusting Pinion (.010")	3862	A/R	17. Gasket, for Oil Seal	607183J	1
12. Distance Washer, behind Outer Shims	8029	1	18. Companion Flange, on Pinion		
N.B Not fitted to S2 2nd Type Differential			S1 3.8	3879	1
			S1 4.2 to 1E1177 / 1E10783 / 1E20396 / 1E30861	3879	1
			S1 4.2 1E1178 / 1E10784 / 1E20397 / 1E30862 onwards	RTC1009A	1
			S2	RTC1009A	1

FINAL DRIVE UNIT – 1ST & 2ND TYPE

19. Nut, securing Flange to Pinion	11099	1	25. Housing, for Drive Shaft Bearings		
20. Washer, under Nut	6128	1	S1 3.8	8499	2
21. Drive Shaft and Flange			S1 4.2 to 1E1177 / 1E10783 / 1E20396 / 1E30861	8499	2
S1 3.8	8494	2	S1 4.2 1E1178 / 1E10784 / 1E20397 / 1E30862 onwards	11106	2
S1 4.2 to 1E1177 / 1E10783 / 1E20396 / 1E30861	8494	2	S2		
S1 4.2 1E1178 / 1E10784 / 1E20397 / 1E30862 onwards	11100	2	26. O-Ring, on Housing	8950	2
S2	11100	2	27. Nut, securing Drive Shafts in Bearings		
22. Roller Bearing, on Drive Shaft			S1 4.2 Late, S2	11107	2
S1 3.8	8495	4	28. Tab Washer, locking Nuts, S1 4.2 Late, S2	11108	2
S1 4.2 to 1E1177 / 1E10783 / 1E20396 / 1E30861	8495	4	29. Shim, under Bearing Housings (.003")	9754	A/R
S1 4.2 1E1178 / 1E10784 / 1E20397 / 1E30862 onwards	11101	4	29. Shim, under Bearing Housings (.005")	9755	A/R
S2	11101	4	29. Shim, under Bearing Housings (.010")	9756	A/R
23. Spacing Collar, between Bearings		2	29. Shim, under Bearing Housings (.030")	9757	A/R
S1 3.8	8493	2	30. Bolt, securing Bearing Housings	8505	4
S1 4.2 to 1E1177 / 1E10783 / 1E20396 / 1E30861	8493	2	31. Bolt, securing Bearing Housings	9758	6
S1 4.2 1E1178 / 1E10784 / 1E20397 / 1E30862 onwards	11102	2	32. Lockwasher, on Bolts	8506	10
S2	11102	2	33. Oil Seal, in Bearing Housings	8436A	2
24. Shim, Adjusting Bearings (.003")			34. Bolt, for attachment of Discs and Half Shafts	8510	8
S1 3.8	8490	A/R	35. Nut, self-locking, on Bolts	NV607041	8
S1 4.2 to 1E1177 / 1E10783 / 1E20396 / 1E30861	8490	A/R	Bolt, securing Drive Unit to Suspension Cross Member	C17024	4
S1 4.2 1E1178 / 1E10784 / 1E20397 / 1E30862 onwards	11103	A/R	Wire, locking Bolts	C21126	A/R
S2	11103	A/R	36. Breather, for Final Drive Unit	C25716	1
24. Shim, Adjusting Bearings (.005")			37. Collapsible Spacer	12456	1
S1 3.8	8491	A/R	38. Clutch Pack Kit	RTC1349K	1
S1 4.2 to 1E1177 / 1E10783 / 1E20396 / 1E30861	8491	A/R			
S1 4.2 1E1178 / 1E10784 / 1E20397 / 1E30862 onwards	11104	A/R			
S2	11104	A/R			
24. Shim, Adjusting Bearings (.010")					
S1 3.8	8491	A/R			
S1 4.2 to 1E1177 / 1E10783 / 1E20396 / 1E30861	8491	A/R			
S1 4.2 1E1178 / 1E10784 / 1E20397 / 1E30862 onwards	11105	A/R			
S2	11105	A/R			

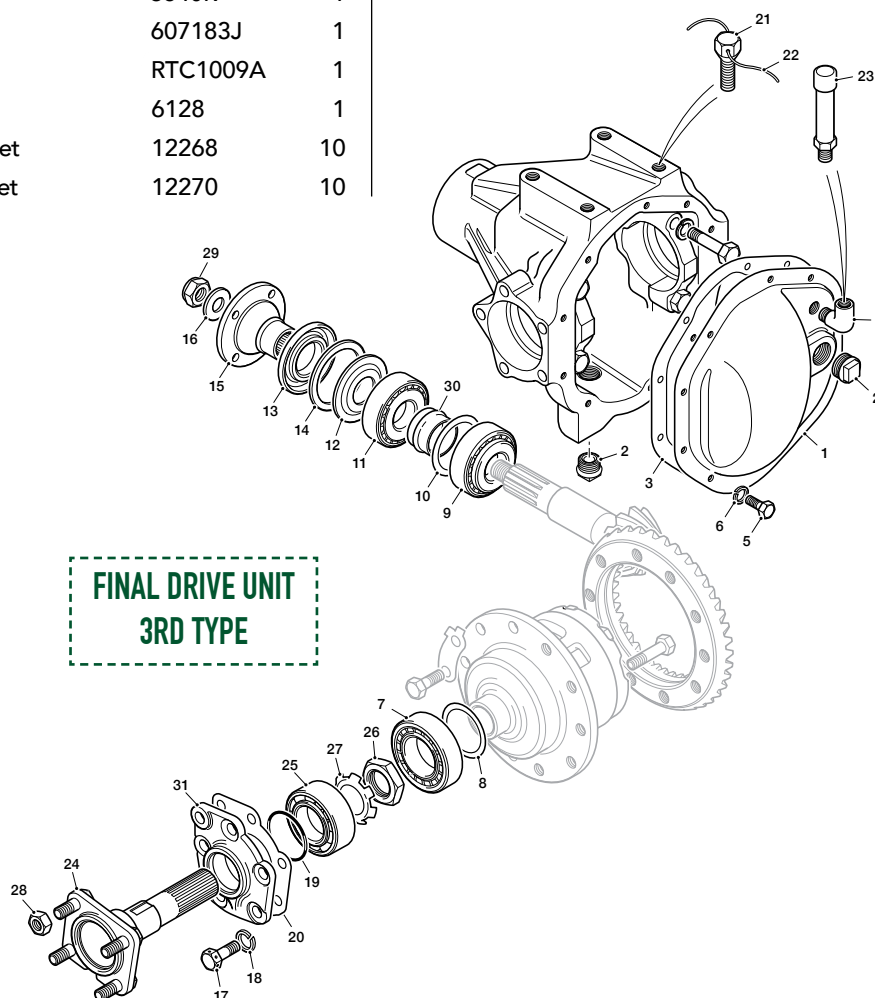
N.B 1ST TYPE - As illustrated
2ND TYPE - Visually identical to the FIRST TYPE but has the SUFFIX 'C' to the Serial Number of the Unit



CLUTCH PACK KIT
RTC1349K


FINAL DRIVE UNIT – 3RD TYPE

1. Cover, for Carrier	8507	1	19. O-Ring, for Drive Shaft Bearing	12473	2
2. Plug, for Filler and Drain	607172J	2	20. Shim, adjusting Caliper Mounting Bracket (.003")	12474	A/R
3. Gasket, under Cover	3931	1	20. Shim, adjusting Caliper Mounting Bracket (.005")	12475	A/R
4. Elbow, in Cover for Breather	8509	1	20. Shim, adjusting Caliper Mounting Bracket (.010")	12476	A/R
5. Setscrew, securing Cover	SH505051J	10	20. Shim, adjusting Caliper Mounting Bracket (.030")	12477	A/R
6. Lockwasher, on Setscrew	FG105X	2	21. Bolt, securing Drive Unit in Rear Suspension Crossmember	C17024	4
7. Roller Bearing, on Differential Case	3845	2	22. Wire, locking Bolts	C21126	A/R
8. Shim, adjusting Bearing (.003")	3935	A/R	23. Breather, for Final Drive Unit	C25716	1
8. Shim, adjusting Bearing (.005")	3936	A/R	24. Drive Shaft Assembly, RH	JLM558	1
8. Shim, adjusting Bearing (.010")	3937	A/R	24. Drive Shaft Assembly, LH	JLM559	1
8. Shim, adjusting Bearing (.030")	3938	A/R	25. Bearing, on Drive Shaft	12261	2
9. Bearing, on Pinion, Inner	12252	1	26. Nut, securing Drive Shaft in Bearing	12264	2
10. Shim, Inner, adjusting Pinion (.003")	3860	A/R	27. Tab Washer, locking Nut	12265	1
10. Shim, Inner, adjusting Pinion (.005")	3861	A/R	28. Nut, for Drive Shaft Studs	NV607041	8
10. Shim, Inner, adjusting Pinion (.010")	3862	A/R	29. Nut, securing Flange to Pinion	11099	1
11. Bearing, on Pinion, Outer	ATA7166	1	30. Collapsible Spacer	12456	1
12. Oil Slinger, on Pinion	JLM614	1			
13. Oil Seal, on Pinion	3840	1			
Oil Seal (Rubber), on Pinion	3840R	1			
14. Gasket, for Oil Seal	607183J	1			
15. Companion Flange, on Pinion	RTC1009A	1			
16. Washer, under Nut	6128	1			
17. Bolt, for Caliper Mounting Bracket	12268	10			
18. Lockwasher, for Mounting Bracket	12270	10			





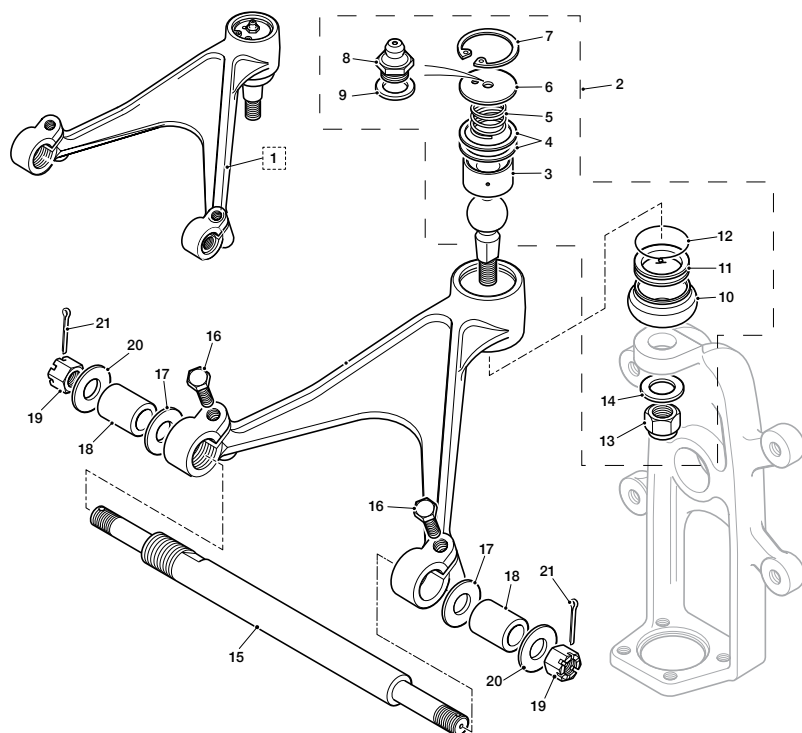
**IN HOUSE
MANUFACTURING OF MANY
E-TYPE PARTS**



STEERING & SUSPENSION ...

- 85 • FRONT WISHBONES
- 87 • **POLYBUSH® KITS & COMPONENTS**
- 88 • FRONT ANTI-ROLL BAR & DAMPERS
- 90 • HUB & VERTICAL LINK
- 92 • REAR WISHBONE & DAMPERS
- 94 • **GAZ® & KONI®**
- 95 • REAR SUBFRAME
- 96 • REAR HUB & DRIVESHAFT
- 98 • MANUAL STEERING UNIT
- 100 • POWER STEERING UNIT
- 101 • **POWER STEERING CONVERSION**
- 101 • POWER STEERING PUMP & HYDRAULICS
- 102 • STEERING COLUMN

FRONT WISHBONES



UPRATED WISHBONES:

RHF UPPER WISHBONE	C24519U
LHF UPPER WISHBONE	C24520U



Designed with a self lubricating ball joint which needs no adjustment throughout its life.

FRONT UPPER WISHBONE

1. Upper Wishbone Assembly, RH		
Standard Ball joint	C24519	1
Uprated Ball Joint with 'Oilon' Cup	C24519U	1
Upper Wishbone Assembly, LH		
Standard Ball joint	C24520	1
Uprated Ball Joint with 'Oilon' Cup	C24520U	1
2. Upper Ball Joint Kit	RTC2203	2
3. Ball Pin Socket	C24521	2
4. Adjustment Shim	C24523	A/R
5. Spring	C635	2
6. Top Cover	C24522	2
7. Circlip	C15366	2
8. Grease Nipple	C3044/1	2
9. Nylon Washer	C22971	2
10. Ball Pin Gaiter	C43216	2
11. Gaiter Retaining Insert	C22970	2
12. Clamping Ring	C22969	2
13. Nut for Ball Pin	C8737/5	2
14. Plain Washer	FW108T	2

15. Upper Fulcrum Shaft

Standard	C15369	2
Lightweight	C15369LWE	2
Adjustable	C15369ADJ	2

Ideal for both road and track days
Camber adjustment takes seconds
Bright zinc coating

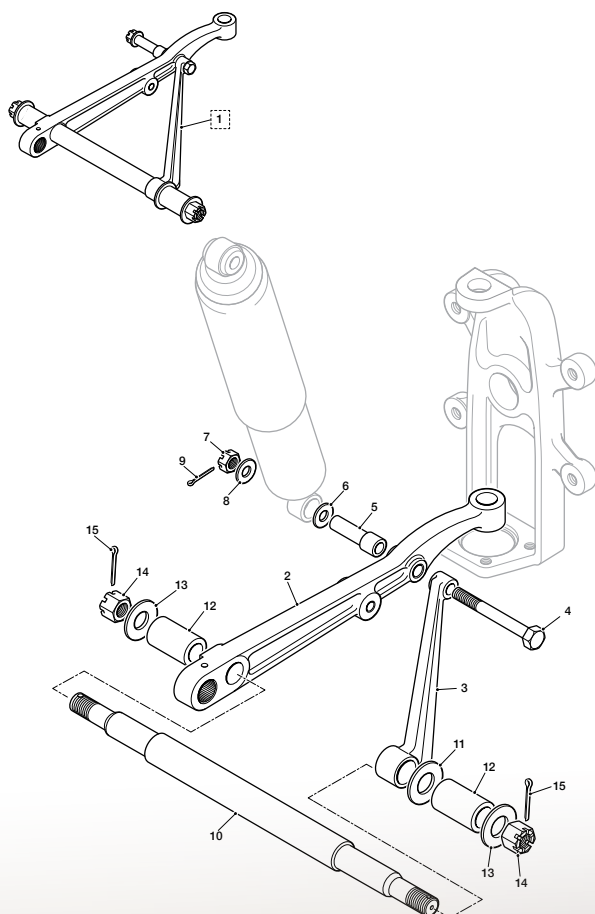


ADJUSTABLE FULCRUM SHAFT C15369ADJ

16. Pinch Bolt	SH605081	4
17. Distance Washer	C15379	4
18. Upper Wishbone Bush		
Standard	C8672	4
Uprated, Polyurethane	C8672U	4
Polyurethane Bush Lubricant	POLYLUBE	A/R
19. Slotted Nut	NL608041J	4
20. Special Washer	C8676/1	4
21. Split Pin	L104/10U	4

FRONT WISHBONES

FRONT LOWER WISHBONE



1. Lower Wishbone Assembly		
Right Hand	C15158	1
Left Hand	C15159	1
2. Lower Wishbone lever		
Right Hand	C15373	1
Left Hand	C15374	1
3. Lower Wishbone rear Arm	C15375	2
4. Lower Wishbone Bolt	C15155	2
5. Sleeve, to Take Damper lower bush	C9326	2
6. Plain Washer on Sleeve	JLM9571	2
7. Slotted Nut, Securing Damper	NL608041J	2
8. Special Washer	C11193	2
9. Split Pin	L104/10U	2
10. Lower Fulcrum Shaft	C15372	2
11. Distance Washer	C15376	2
12. Lower Wishbone Bush		
Standard	C8673	4
Uprated, Polyurethane	C8673U	4
Polyurethane Bush Lubricant	POLYLUBE	A/R
13. Washer	C8693/1	4
14. Slotted Nut	NL609041J	4
15. Split Pin	L104/10U	4





POLYBUSH FRONT SUSPENSION KITS

Polybush polyurethane bushes improve the ride of your car by providing sharper cornering, excellent noise dampening, controlled suspension movement and reduced body roll, with unrivalled durability.

Polybush polyurethane Red Race Spec bushes, designed specifically for race/competition E-Types, improve the ride of your car by providing sharper cornering, controlled suspension movement and reduced body roll, with unrivalled durability.

Both kits contain anti-roll bar and upper/lower wishbone bushes to cover one car. All bushes are made in Polybush's comfort grade of polyurethane.

BLACK AS ORIGINAL
SU3006PB

RED RACE SPEC
SU3006PB/RED



POLYBUSH SUSPENSION COMPONENTS



ANTI-ROLL BAR BUSHES



WISHBONE BUSHES

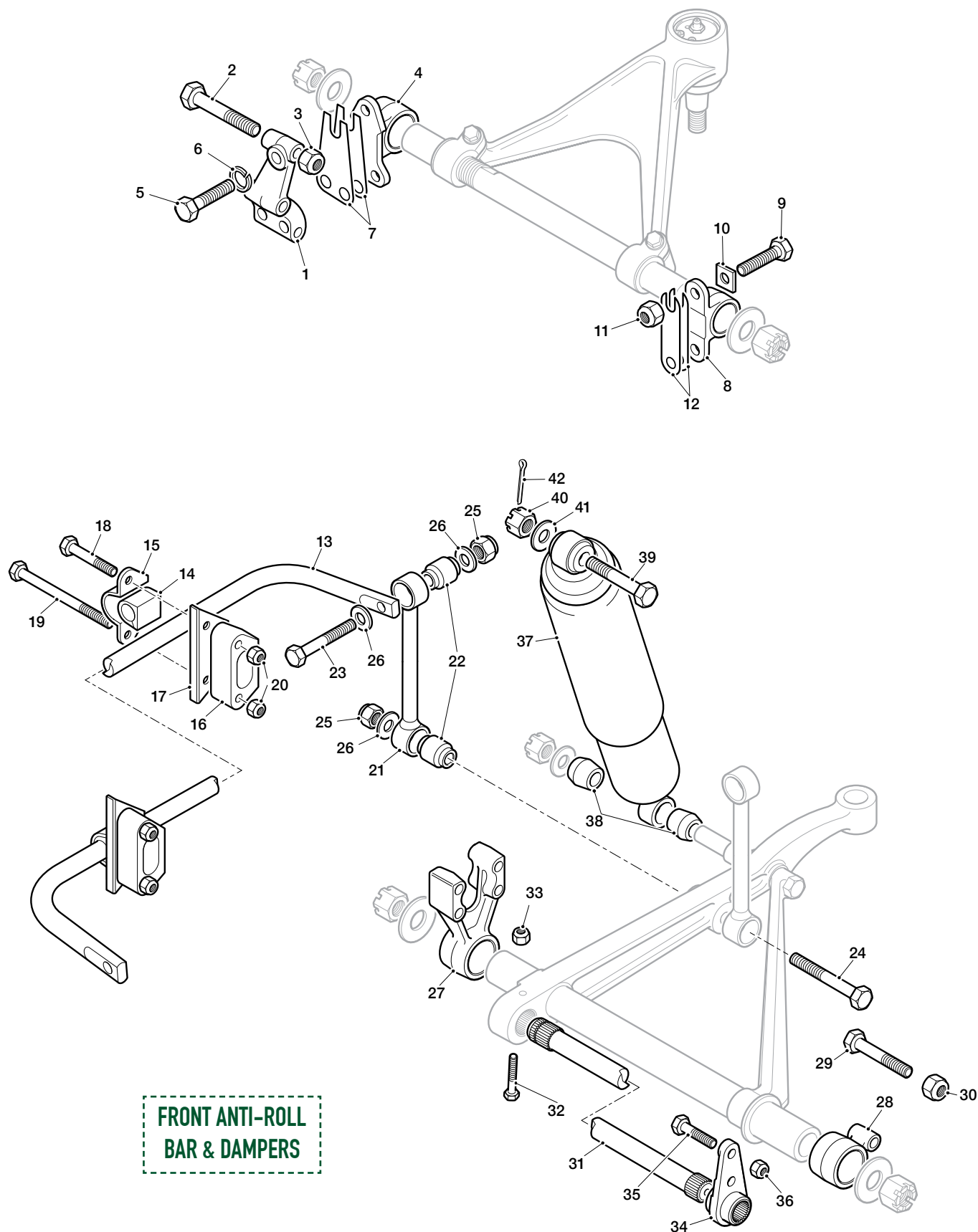


RADIUS ARM BUSHES



REAR SUBFRAME MOUNTING

FRONT ANTI-ROLL BAR & DAMPERS



**FRONT ANTI-ROLL
BAR & DAMPERS**

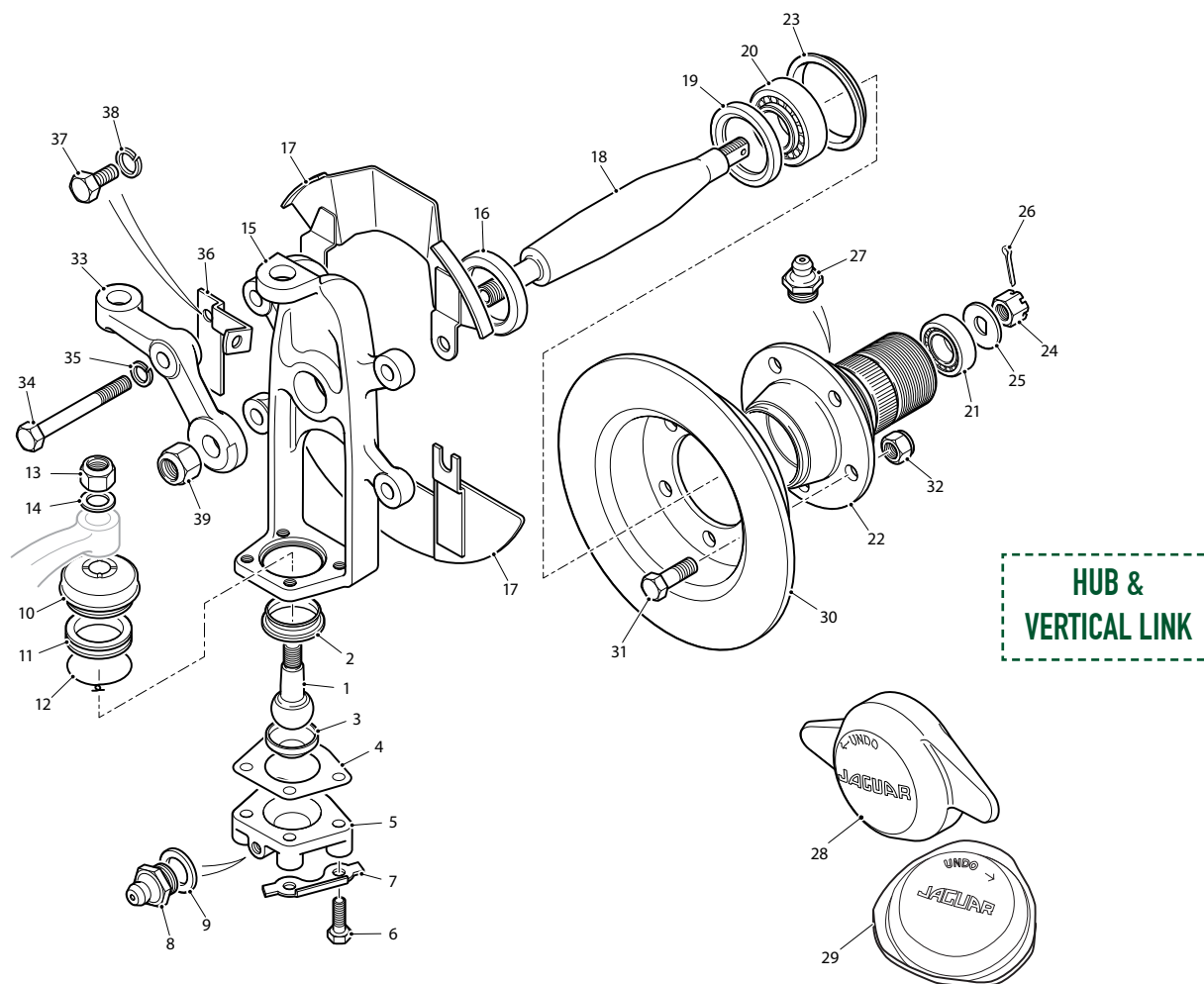
FRONT ANTI-ROLL BAR & DAMPERS

1. Mounting Bracket for Upper Wishbone	C15151	2	27. Front Fulcrum Block for Lower Wishbone	C15088	2
2. Bolt	BH605181J	2	N.B. Fastenings for the above part are listed with 'Front Frame'		
3. Lock Nut	NY605041J	2	28. Rear Fulcrum Block for Lower Wishbone	C15091	2
4. Front Fulcrum Block	C15089	2	29. Bolt	BH605161J	4
5. Bolt, Fulcrum Block to Mounting Bracket	BH605101J	6	30. Nut	C8737/2	4
6. Spring Washer	FG105X	6	31. Torsion Bar Sets		
7. Shim, for Camber Adjustment	C15153	A/R	Aircraft quality Steel alloy. 0.850" Diameter for enhanced roadholding	SBS9007	1
8. Rear Fulcrum Block	C15090	2	Aircraft quality Steel alloy. 0.880" Diameter for road and track	SBS9009	1
9. Bolt	BH605201J	4	32. Bolt, locating Torsion Bar in Lower Wishbone	C27332	1
10. Washer Plate	C15113	2	33. Nut		
11. Lock Nut	NY605041J	4	34. Torsion Bar Bracket	C19379	2
12. Shim, for Camber Adjustment	C15154	A/R	35. Bolt for Torsion Bar Bracket	BH606121J	4
13. Anti-Roll Bar			36. Locknut	NY606041J	
Standard	C16629	1	37. Front Suspension Damper		
Upated, 7/8" Diameter	C16629U	1	Standard	C20011B	2
14. Anti-Roll Bar Bush			Koni Upated.		
Standard	C16633	2	Adjustable damping rate	C20011KON	2
Upated, Polyurethane	C16633U	2	Gaz Upated, Damping rate can be adjusted In Situ.		
Special Bush for 7/8" Diameter Anti-Roll Bar	C32925	2	Gold anodised Finish	C20011GAZ/2	2
15. Clamp, for Anti-Roll Bar Bush	C15097	2	Gaz upated unit with adjustable damping rate and an adjustable spring platform for assister springs.		
16. Mounting Block, for Front Anti-Roll Bar	C16631	2	For fast road or competition.	C20011GAZADJ	2
17. Retaining Plate, S1 4.2 Litre & S2	C21946	2	Special 'dual rate' assister spring for use with Damper listed above	C35592GAZADSP	2
N/S. Bracket for holding flexible brake hose			38. Bush for Front Damper lower eye		
Right Hand	C25272	1	Standard	C3273	4
Left Hand	C25273	1	Upated, Polyurethane (not Koni)	C3273U	4
18. Clamp Bolt, Upper	BH605181J	2	39. Bolt for Damper upper eye	C9380	2
19. Clamp Bolt, Lower	BH605321J	2	40. Slotted Nut	UFN443/L	2
20. Lock Nut	NY605041J	2	41. Washer	C16679	2
21. Anti Roll Bar Link	C20763	2	42. Split Pin	L103/10U	2
22. Bush for Anti Roll Bar Link					
Standard	C10940	4			
Upated, Polyurethane	C10940U	4			
23. Bolt, Link to Anti Roll Bar	UFB143/22R	2			
24. Bolt, Link to Lower Wishbone	UFB143/22R	2			
25. Lock Nut	NY607041J	4			
26. Special Washer	FW207T	4			



See page 94 for more information on GAZ & KONI products

HUB & VERTICAL LINK



1. Lower Ball Pin, in Stub Axle Carrier	C15337	2	15. Stub Axle Carrier (Vertical Link)		
2. Spigot, over Ball Pins	C22974	2	S1	C19224/1	2
3. Railko Socket, supporting Ball Pin	C23018	2	S2	C26849	2
4. Shim, Carrier to Cap	C15341	A/R	16. Water Shield, on Carriers	C18843/1	2
.002"	C15341	A/R	17. Brake Disc Shield Assembly		
.004"	C15342	A/R	S1	BDS1	1
.010"	C17175	A/R	S2	BDS2	1
5. Cap, under Lower Ball Pin	C24514	2	18. Stub Axle Shaft	C19423	2
6. Bolt, securing Cap to Stub Axle Carrier	C15344/1	8	Nut, Self-Locking, securing Stub Axle Shaft and Tie Rod Levers to Carriers	C8667/7	2
7. Tab Washer, securing Bolts	C15343	4	19. Oil Seal, for Stub Axle Shafts	C15350	2
8. Grease Nipple, in Caps	C3044/1	2	20. Inner Bearing, on Stub Axle Shaft, for Hub	C15351	2
9. Nylon Washer, under Grease Nipple	C22971	2	21. Outer Bearing, on Stub Axle Shaft, for Hub	C15352	2
10. Gaiter, for Lower Ball Pin	C22967	2	22. Front Hub, RH		
11. Insert, between Spigot and Gaiter	C22970	2	Standard Hub	C19225/1	1
12. Ring, securing Gaiter to Spigot	C22969	2	Cathodic Electro Plated	C19225U	1
13. Nut, Self-Locking, securing Ball Pin to Lower Wishbone Lever	C8737/6	2	Front Hub, LH		
14. Washer, Plain, under Nut	C794/1	2	Standard Hub	C19226/1	1
Lower Ball Joint Kit	QSJ221RK	2	Cathodic Electro Plated	C19226U	1

HUB & VERTICAL LINK

23. Water Thrower, on Hubs	C18842/1	2	33. Tie Rod Lever, RH		
24. Slotted Nut, securing Hub to Stub Axle Shaft	NN756/L	2	S1	C15357	1
25. "D" Washer, under Slotted Nut	C3400	2	S2	C30245	1
26. Split Pin, retaining Slotted Nut	L104/10U	2	Tie Rod Lever, LH		
27. Grease Nipple, in Hubs	C3076/1	2	S1	C15358	
28. 2-Eared Spinner			S2	C30246	1
RH	C1102	1	34. Bolt, Tie Rod Lever to Stub Axle Carrier	C30250	2
LH	C1103	1	Washer, Plain, on Bolt	FW107/T	2
29. Continental 3-Eared Spinner			35. Washer, Spring, on Bolt	FG107/X	2
RH	C28684	1	36. Bracket, on RH Stub Axle Carrier		
LH	C28685	1	for Front Brake Hose	C30519	1
Hub Cap Removal Tool (for Earless Hub Caps)	C28687	1	Bracket, on LH Stub Axle Carrier		
30. Disc Assembly (Damped) for			for Front Brake Hose	C30520	1
Front Brake Caliper	C27024	2	37. Setscrew, securing Bracket	UFS143/6R	2
31. Bolt, securing Discs to Front Hubs	C13546	10	38. Washer, Spring, on Setscrew	FG107/X	2
32. Nut, on Bolt	C24119/4	10	39. Nut, Self-Locking, securing Hose		
			Bracket to Disc Shield	C8737/1	2
			Bolt, securing Calipers and Disc Shields		
			to Stub Axle Carriers	C26932	4
			Washer, Spring, on Bolts	FG107/X	4
			Washer, Plain, under Spring Washer	C31335	4
			Wire, locking Bolts	C21126/1	A/R



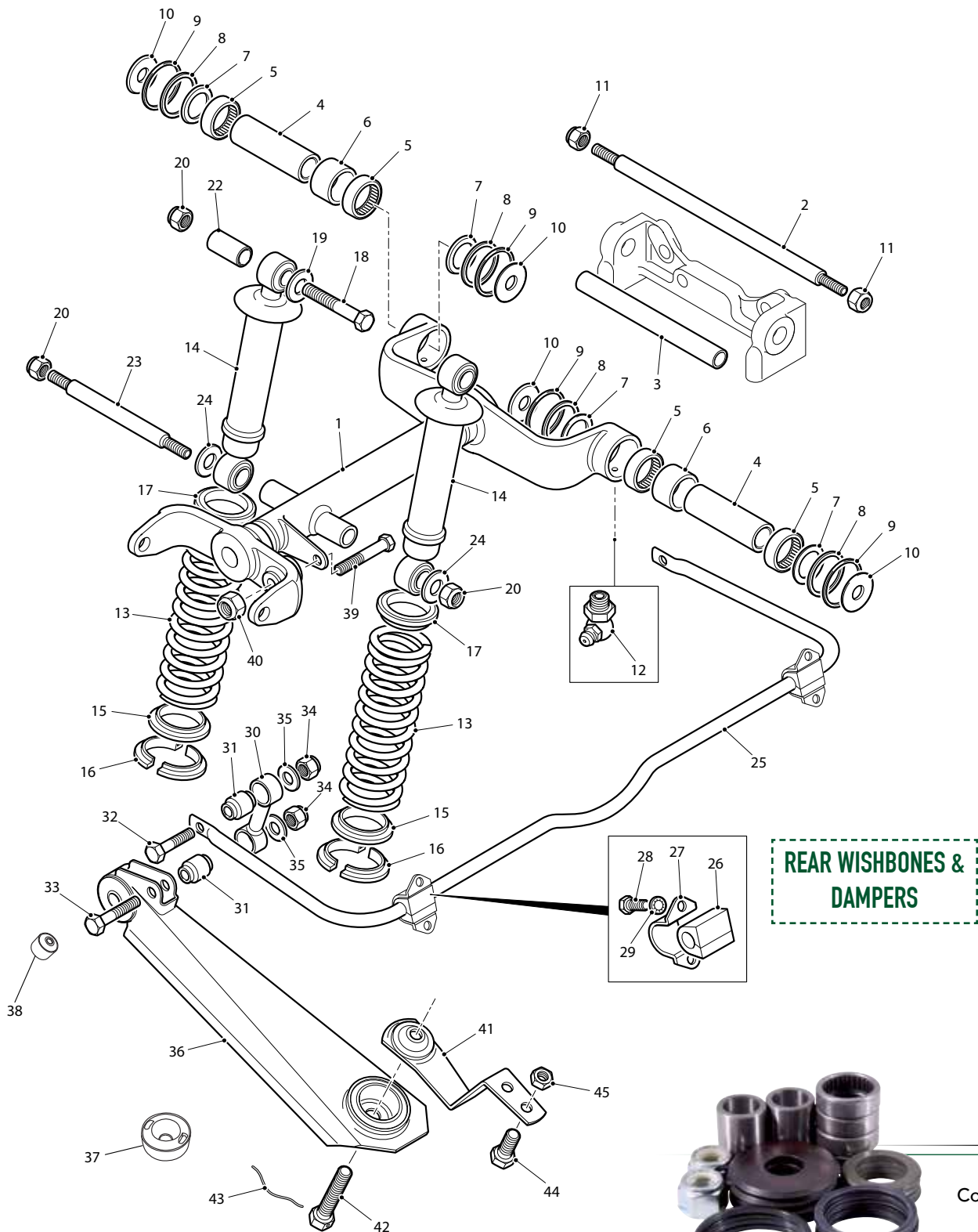
REAR WISHBONES & DAMPERS

1. Rear Wishbone Assembly					
S1 3.8 TO 850678 / 879131 / 861105 / 888326 (EARLY)					
RH	C16987	1			
LH	C16971	1			
S1 3.8 850677 / 879132 / 861106 / 888327 / S1/S2 4.2					
RH	C20255	1			
LH	C20256	1			
2. Inner Fulcrum Shaft	C17008	2			
3. Distance Tube, on Fulcrum Shafts					
S1 3.8 Early	C17663	2			
S1 3.8 Late / S1/2	C17663/1	2			
4. Bearing Tube, on Fulcrum Shafts					
S1 3.8 Early	C17168	4			
S1 3.8 Late / S1/2	C17168/1	4			
5. Needle Bearing, on Tubes	C17167	8			
6. Spacing Collar, between Bearings, S1 3.8	C17169	4			
7. Thrust Washer, Inner, at end of Bearing Tubes	C17166	8			
8. Sealing Ring, on Inner Thrust Washers	C17213	8			
9. Retainer, for Sealing Rings	C17936	8			
10. Thrust Washer, Outer, on Shafts	C17165	8			
11. Nut, locking, on Fulcrum Shafts	NY608041J	4			
12. Grease Nipple, for lubrication of Bearings					
S1 3.8 Early	LN30041J	4			
S1 3.8 Late / S1/2	C3044/1	4			
Inner Fulcrum Fit Kit	C17167FK	2			
13. Rear Coil Spring	C25939	4			
14. Rear Suspension Damper					
BOGE	C25951B	4			
KONI	C25951KON	4			
GAZ	C25951GAZ	4			
GAZ with Adjustable Platform Damper	C25951GAZADJ	4			
N.B Must be fitted with GAZ Springs C25939GAZ					
ASSEMBLED, with Springs, ready to fit	C25951ASSY	4			
Dust Shield Assembly	8688	4			
15. Seat, for Coil Spring	C19820	4			
16. Retainer, for Coil Spring	8687	8			
17. Packing Ring, at top of Coil Spring	C19027	4			
18. Bolt, securing Damper to at top to Subframe	BH607171	4			
19. Washer, on Bolts	FW107T	4			
20. Nut, on Bolts	NY607041	4			
22. Sleeve, on Bolts	C17012	4			
23. Mounting Shaft, lower fixing of Dampers	C17013	2			
24. Washer, on Shafts	C3052	4			
25. Rear Anti-Roll Bar					
S1/2 DHC/FHC	C17151	1			
S1/2 2+2	C25747	1			
26. Rubber Bush, for Anti-Roll Bar					
S1/2 DHC/FHC	C16633	2			
S1/2 2+2	C32925	2			
27. Bracket, for Rubber Bush	C3054	2			
28. Screw, Brackets to Body	SH606071J	4			
29. Washer	C726	4			
30. Anti-Roll Bar Link	C20765	2			
31. Anti-Roll Bar Link Bush	C10940	4			
32. Bolt, Links to Anti-Roll Bar	BH607201J	2			
33. Bolt, Links to Radius Arm	BH607161J	2			
34. Nut, on Bolts	NY607041J	4			
35. Washer	FW107T	4			
36. Radius Arm Assembly	C23824	2			
Radius Arm Assembly with Polyurethane Bushes	C23824/PB	2			
37. Large Radius Arm Bush	MHC3170AA	2			
Standard	MHC3170AA	2			
Polyurethane	MHC3170AAU				
38. Small Radius Arm Bush					
Standard	MHC3160AA	2			
Polyurethane	MHC3160AAU	2			
39. Bolt, Special, Radius Arms to Wishbones	C17149/1	2			
40. Nut, on Bolts	C87375	2			
41. Radius Arm Safety Strap					
S1/2 DHC/FHC	C19031	2			
S1/2 2+2	C25156	2			
42. Bolt, Special, Radius Arms to Body	C19045	2			
43. Lockwire	C21126	A/R			
44. Screw, Safety Straps to Body	SH605061J	4			
45. Nut, on Screws	NY605041J	4			



See page 94 for more information
on GAZ & KONI products

REAR WISHBONES & DAMPERS



Contains all seals, washers and bearings to repair one side.

INNER FULCRUM FITTING KIT

C17167FK

PARTS & ACCESSORIES
FOR
CLASSIC & MODERN JAGUARS

S·N·G
BARRATT
GROUP



ADJUSTABLE SHOCK ABSORBERS / DAMPERS

Designed for the E-Type, these adjustable dampers are the perfect complement to your E-Type. These can be easily raised/lowered to suit the characteristics of the car. The adjustable platform aids the torsion bars and adds superb handling ability to the E-Type.



PLATFORM ADJUSTABLE

C20011GAZADJ - S1&2 (FRONT)

This shock absorber does not come with spring.

❗ Must fit C20011GAZSPRG (below) ❗

C25951GAZADJ - S1&2 (REAR)

This shock absorber does not come with spring.

❗ Must fit C25939GAZ (below) ❗

C20011GAZSPRG - S1&2 (FRONT)

C25939GAZ - S1&2 (REAR)

NON-PLATFORM ADJUSTABLE

C20011GAZ - S1&2 (FRONT)

C20011KON - S1&2 (FRONT)

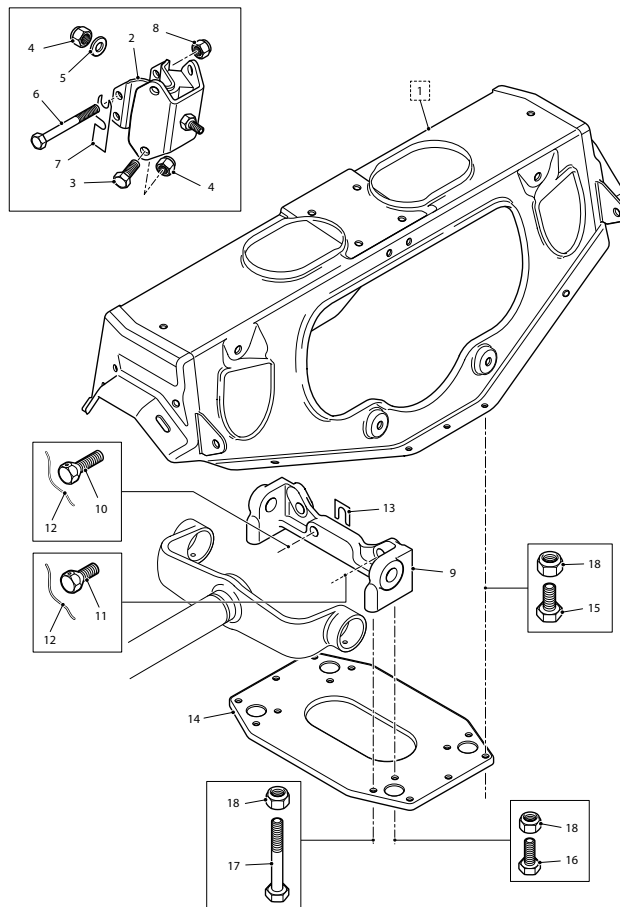
C25951GAZ - S1&2 (REAR)

C25951KON - S1&2 (REAR)



REAR SUBFRAME

1. Rear Subframe		
S1 3.8/4.2	C17014	1
S2	C30286	1
2. Rear Subframe Mounting	C17198	4
Upated Mounting	C17198U	4
3. Screw, Mountings to Subframe	SH605071J	8
4. Nut, on Setscrew, and Studs of Mounting	NY605041J	12
5. Washer, on Studs of Mounting	FW105T	4
6. Bolt, Rubber Mounting to Body	BH605241J	8
7. Packing Piece, on Bolts	C17228	8
8. Nut, on Bolt	NY605041J	8
9. Mouting for Inner Fulcrum Shaft	C20481	2
10. Setscrew, Long, securing Mounting to Final Drive	C17009	2
11. Setscrew, Short, securing Mounting to Final Drive	C17010	2
12. Locking Wire	C21126	A/R
13. Shim (.005") under Mounting	C28427	A/R
Shim (.007") under Mounting	C28428	A/R
14. Bottom Plate, on Subframe		
S1 3.8 to 850678 / 879131 / 861105 / 888326	C17023	1
S1 3.8 850679 / 879132 / 861106 / 888327	C20651	1
S1/2	C20651	1
15. Screw, Plate to Subframe		
S1 3.8 Early	SH605051J	6
S1 3.8 Late/S1/2	SH605051J	14
16. Screw, Plate to Fulcrum Mountings		
S1 3.8 Early	SH605071J	4
17. Bolt, securing Palte and clamping Fulcrum Mountings and Fulcrum Shafts		
S1 3.8 Early	BH605241J	4
18. Nut, locking Screws and Screws	NZ605041J	14
Washer	FG105X	14



REAR SUBFRAME



This rear subframe mount has an 80 degree shore and has excellent noise dampening properties and reduces the body roll of the car whilst offering improved durability.

UPRATED SUBFRAME MOUNTING C17198U

REAR HUB & DRIVESHAFT

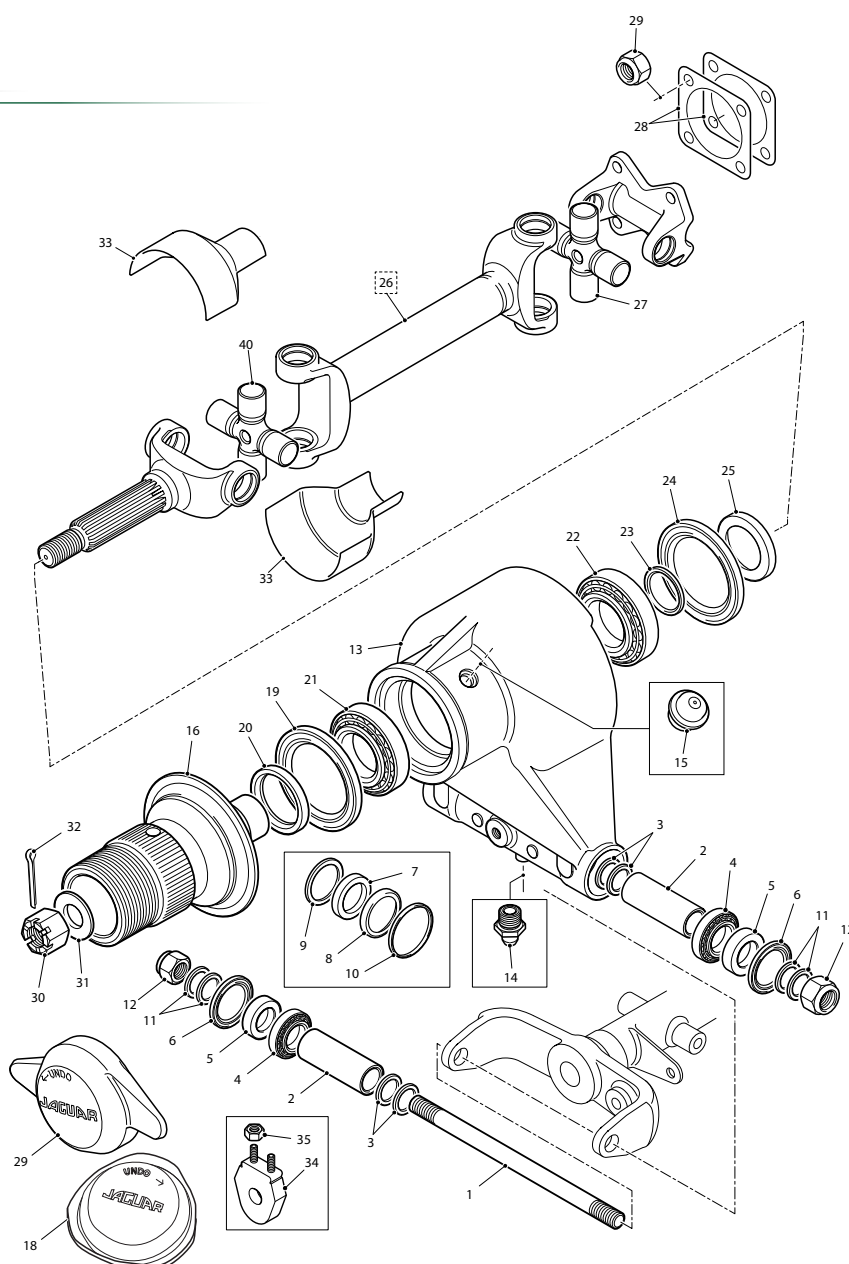
1. Outer Fulcrum Shaft	C16624	2	7. Oil Seal, in Hub Carries for Fulcrum Shafts	C20178	4
2. Sleeve, on Shafts	C16623	4	S1 3.8 850504 / 877183 / 860451 / 885985 onwards	C20178	4
3. Shim, between Sleeves, adjusting Bearing end float			S1/2 4.2		
0.005"	C16626/1	A/R	8. Container, for Oil Seal		
0.007"	C16626/2	A/R	S1 3.8 Late / S1/2 4.2	C20179	4
4. Bearing, on Shafts	C16029	4	9. Spacer, between Bearing and Seal Container		
5. Seating Ring, for Oil Seals	C16628	4	S1 3.8 Late / S1/2 4.2	C20180	4
6. Oil Seal, in Hub Carries for Fulcrum Shafts			10. Retaining Washer, on Seating Ring for Oil Seal		
S1 3.8 to 850503 / 877182 / 860450 / 885984	C16627	4	S1 3.8 Late / S1/2 4.2	C20182	4

Contains all seals, washers and bearings to repair one side.



OUTER FULCRUM FITTING KIT
C16029FK

REAR HUB & DRIVESHAFT



REAR HUB & DRIVESHAFT

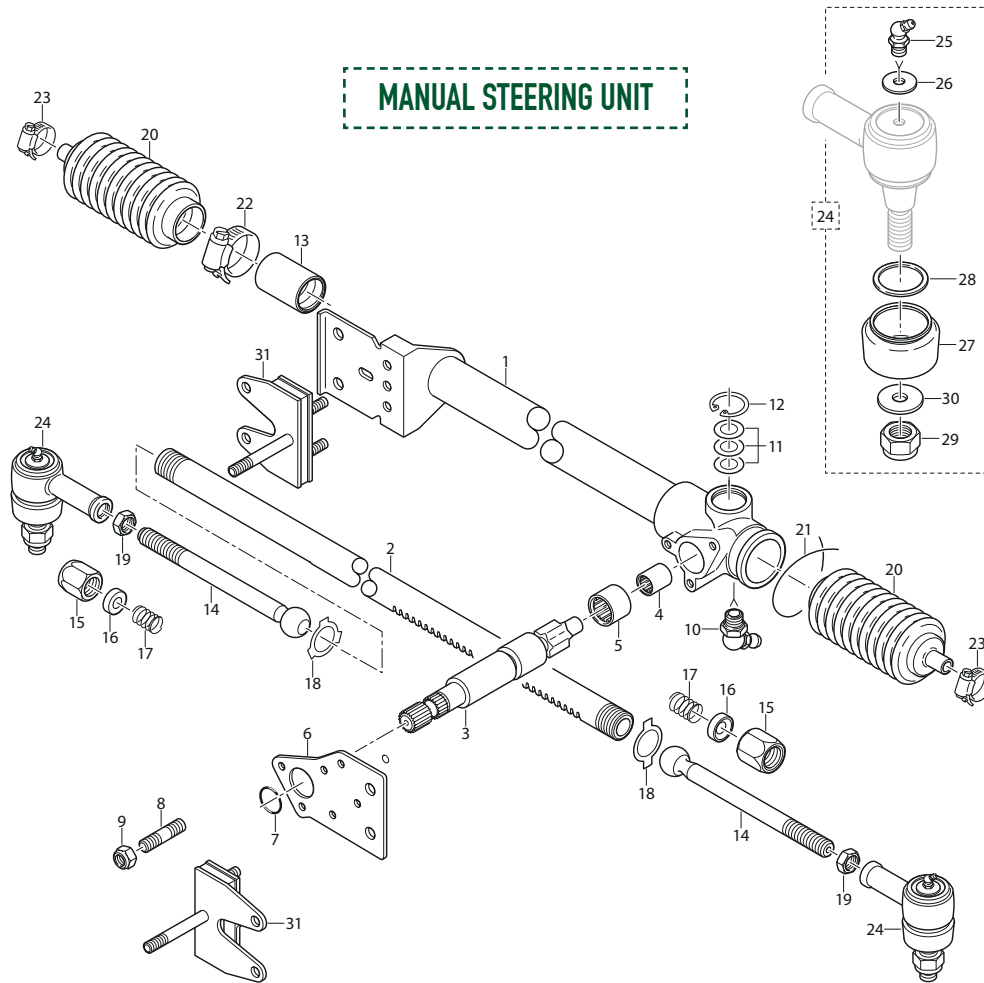
11. Shim, on Shafts for centralisation of Hub Carrier			23. Hub Bearing Spacer		
0.005"	C16626	A/R	0.110"	CCC680610	A/R
0.007"	C16626/3	A/R	0.112"	CCC680612	A/R
12. Nut, securing Shaft in Wishbone	C86677	4	0.114"	CCC680614	A/R
13. Hub Carrier			0.116"	CCC680616	A/R
S1 3.8 to 850853 / 877963 / 860832 / 886685	C19063	2	0.118"	CCC680618	A/R
S1 3.8 850584 / 877964 / 860833 / 886686 onwards	C20811	2	0.120"	CCC680620	A/R
S1 4.2 to 1E1236 / 1E10978 / 1E20638 / 1E31002	C20811	2	0.122"	CCC680622	A/R
S1 4.2 1E1237 / 1E10979 / 1E20639 / 1E31003 onwards	C25216	2	0.124"	CCC680624	A/R
S2 4.2	C26701	2	0.126"	CCC680626	A/R
14. Grease Nipple (lubrication of Bearings)			0.128"	CCC680628	A/R
S1 3.8	C3044/1	2	0.130"	CCC680630	A/R
S1/2 4.2	LN30041J	2	0.132"	CCC680632	A/R
15. Grease Retaining Cap	C18124	2	0.134"	CCC680634	A/R
16. Rear Hub Assembly			0.136"	CCC680636	A/R
RH	C20889	1	0.138"	CCC680638	A/R
LH	C20890	1	0.140"	CCC680640	A/R
Water Thrower, on Hub	C20813	2	0.142"	CCC680642	A/R
17. Eared Chrome Spinner			0.144"	CCC680644	A/R
RH	C1102	2	0.146"	CCC680646	A/R
LH	C1103	2	0.148"	CCC680648	A/R
18. Continental Chrome Spinner			0.150"	CCC680650	A/R
RH	C28684	1	24. Inner Oil Seal, for Hubs	C15231	2
LH	C28685	1	25. Seating Ring, for Oil Seals	CCC6807	2
19. Outer Oil Seal, for Hubs			26. Half Shaft Assembly	C23655/2	2
S1 3.8	C19068	2	27. Universal Joint	JLM9639	4
S1 4.2 to 1E1236 / 1E10978 / 1E20638 / 1E31002	C19068	2	28. Shim, behind Yoke for Wheel Camber Adjustments	C16621	A/R
S1 4.2 1E1237 / 1E10979 / 1E20639 / 1E31003 onwards	C24789	2	29. Nut, securing Yokes and Brake Discs to Final Drive Unit Flanges	NV607041	8
S2 4.2	C24789	2	30. Slotted Nut, securing Splined Yokes to Half Shafts	ND612041J	2
20. Seating Ring, on Hubs, for Oil Seal			31. Washer	C24923	2
S1 3.8	C19067	2	32. Split Pin, retaining Slotted Nuts	L105/13U	2
S1 4.2 to 1E1236 / 1E10978 / 1E20638 / 1E31002	C19067	2	33. Joint Covers, for Journals	C23616P	1
S1 4.2 1E1237 / 1E10979 / 1E20639 / 1E31003 onwards	C24791	2	34. Bump Stop, on Body Underframe	C17202	2
S2 4.2	C24791	2	35. Nut, securing Bump Stops	NZ605041J	2
21. Outer Bearing, for Hubs	C19068	2			
22. Inner Bearing, for Hubs	C15230	2			

MANUAL STEERING UNIT

1. Steering Rack Assembly					
RHD	C25492	1	9. Nut, on Studs	NZ605041J	3
LHD	C25493	1	10. Grease Nipple, on Rack and Pinion Housing	UHN445	1
2. Steering Rack Bar	C15093	1	11. Shim, at top of Plunger		
3. Steering Rack Pinion			.004"	C15198	A/R
S1 3.8/4.2	C15094	1	.010"	C15199	A/R
S2	C25711	1	12. Circlip	C15202	1
4. Bearing, support lower end of Pinion	C15203	1	13. Bush, in Tube for Rack	C15210	1
5. Bearing, support upper end of Pinion			14. Ball Pin and Tie Rod, at Ends of Rack	C15418	2
S1 3.8/4.2	C15204	1	15. Housing, for Ball Pins	C10026	2
S2	C25721	1	16. Socket, under Ball Pins	C7599	2
6. Attachment Bracket, fixing Rack & Pinion			17. Spring, behind Sockets	C8472	2
RHD	C15206	1	18. Tab Washer	C15408	2
LHD	C15207	1	19. Nut, locking Tie Rod Ends to Tie Rods	C15409	2
7. O Ring, at upper end of Pinion	C15208	1	20. Steering Rack Bellows	EAW2254J*	2
8. Stud, at top of Pinion Housing	C20107	3	21. Tie Wire	C21126	A/R



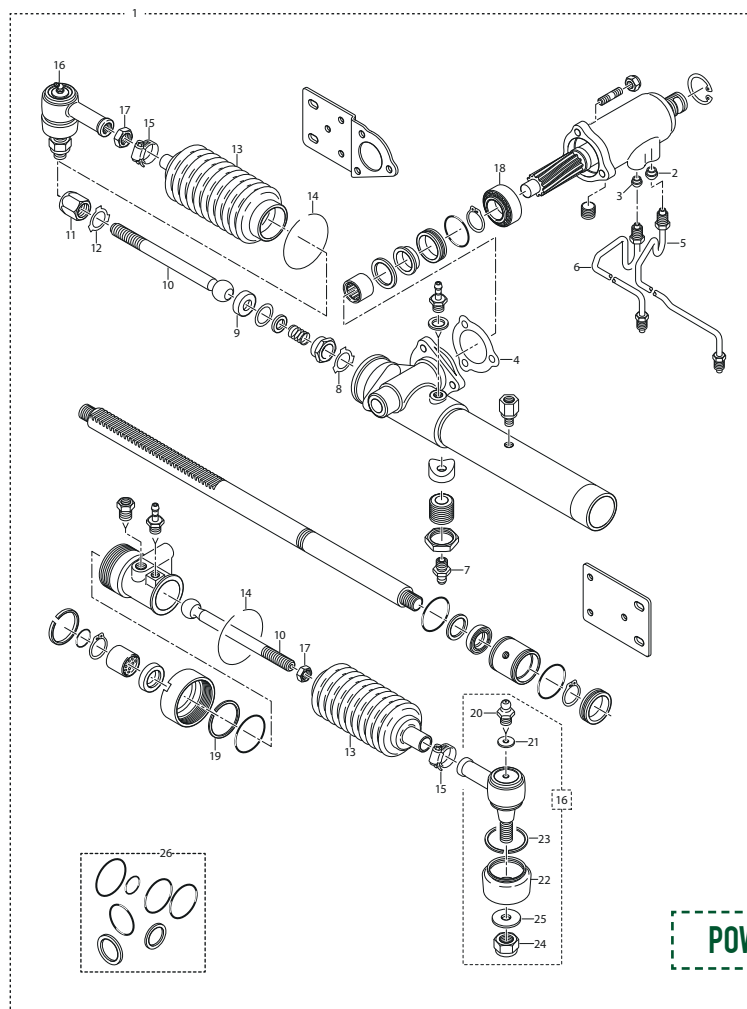
MANUAL STEERING UNIT



22. Clip, Bellows to Rack Tube	CS102A	2	Washer C15183	2
23. Clip, Bellows to Tie Rod	CS100	2	N.B All Below are fitted at LH side on RHD Cars & RH side on LHD Cars	
24. Track Rod End Assembly	C25447	2	Screw, securing Mounting and Bracket for Wishbone to Front Frame Cross Member	UFS131/24R 2
25. Grease Nipple	UHN445	2	Screw, Mounting to Front Frame Cross Member	SH605121J 2
26. Nylon Washer under Grease Nipples	C22976	2	Nut, locking Screws	JLM9684 2
27. Gaiter, over Track Rod End	EAW2270J	2	Washer	C725 2
28. Gaiter Clip	C22685	2	Washer	C15183 2
29. Nut, securing Track Rod End to Steering Arm	C87375#	2	Nut, on Bolts, Screws and on Studs of Rubber Mountings	NY605041J 12
30. Washer, under Nut	C791	2	32. Power Steering Conversions	
31. Rubber Mounting for Steering Rack	C20087	2	S1 3.8 RHD	SBS1483 1
Polyurethane Mounting for Steering Rack	C20087U	2	S1 3.8 LHD	SBS1481 1
Screw, Rack to Mountings	SH605061J	2	S1/2 RHD	SBS1492 1
N.B All Below are fitted at RH side on RHD Cars & LH side on LHD Cars			S1/2 LHD	SBS1482 1
Screw, securing Mounting & Bracket for Wishbone to Front Frame Cross Member	UFS131/24R	1		
Bolt, Mounting to Front Frame Cross Member	BH605141J	1		
Distance Tube, on Bolt and Screw	C18901	2		

POWER STEERING UNIT

1. Rack and Pinion Assembly, complete					
RHD	C28621				
LHD	C28622				
2. Seat, in Pinion Housing for High Pressure Hose	11987	1	13. Bellows, at Ends of Rack Housing	12014	2
3. Seat, in Pinion Housing for Low Pressure Hose	11988	1	14. Tie Wire, securing Bellow to Rack Housing	C21126	2
4. Liner, between Rack Housing and Mounting Plate	12020	2	15. Clip, securing Bellows to Tie Rods	CS100	2
5. Oil Transfer Pipe, Short	12033	1	16. Ball Joint Assembly, at Outer End of Ball Pin Tie Rods	C25447	2
6. Oil Transfer Pipe, Long	12034	1	17. Locknut, securing Ball Joint to Tie Rods	C15409	2
7. Grease Nipple, in Screwed Plug	234532J	1	18. Ball Bearing, for Pinion	11990	1
8. Tab Washer, locking Adaptors	C15408	2	19. Circlip, on Tube for Ring Nut	11998	1
9. Socket, for Ball Pin Tie Rods	C7599	2	20. Grease Nipple	UHN445	2
10. Ball Pin and Tie Rod, at Ends of Rack	C15418	2	21. Washer (Nylon) under Grease Nipples	C22976	2
11. Housing, for Ball Pins	C10026	2	22. Gaiter, over Ball Joint	EAW2270J	2
12. Tab Washer, locking Housing	C15408	2	23. Ring, securing Gaiters	C22685	2
			24. Nut, Self-Locking, securing Ball Joint to Steering Arm	C87375	2
			25. Washer, Shakeproof, under Nut	C791	2
			26. Seals Kit, for overhauling Rack and Pinion Assembly	11983	1



POWER STEERING PUMP & HYDRAULICS

(NOT ILLUSTRATED)

Oil Pump Assembly	C31435	1
Pulley, for Oil Pump	C29833	1
Key, securing Pulley to Oil Pump	C21111	1
Setscrew, securing Pulley to Pump	SH505071J	1
Washer, Spring, on Setscrew	FG105X	1
Bolt, securing Pump to Mounting Plate	SH604071J	4
Washer, Spring, on Bolt	FG104X	4
Belt, driving Water Pump and Power Steering Oil Pump	C28955	1
Reservoir, for Oil Feed to Power Steering Unit	C30795	1

High Pressure Hose, Pump to Rack Assembly		1
RHD	C30597	1
LHD	C29559	1
Low Pressure Hose, Rack to Reservoir		
RHD	C30596	1
LHD	C29558	1
Clip, securing Hose,,	C2905/3	
Low Pressure Hose, Reservoir to Pump		
RHD	C30598	1
LHD	C29560	1
Clip, securing Hose	C2905/2	2

UPGRADE POWER STEERING...

Bring the ease of modern driving to your E-Type with a

Power Steering Conversion, making the

troubles of low speed driving and tight manoeuvring a thing of the past.

LHD CARS:

S1 3.8 SBS1481

S1 4.2 SBS1482

RHD CARS:

S1 3.8 SBS1483

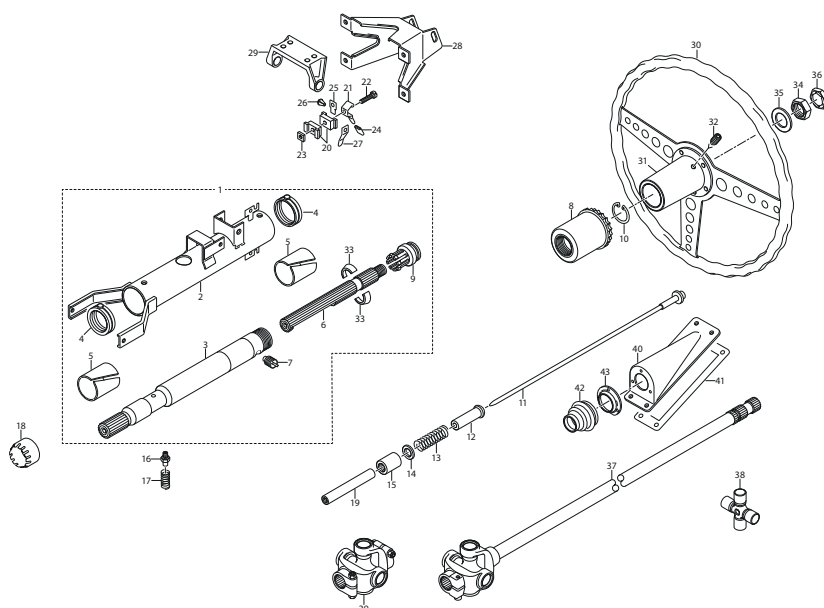
S1 4.2 SBS1492



STEERING COLUMN

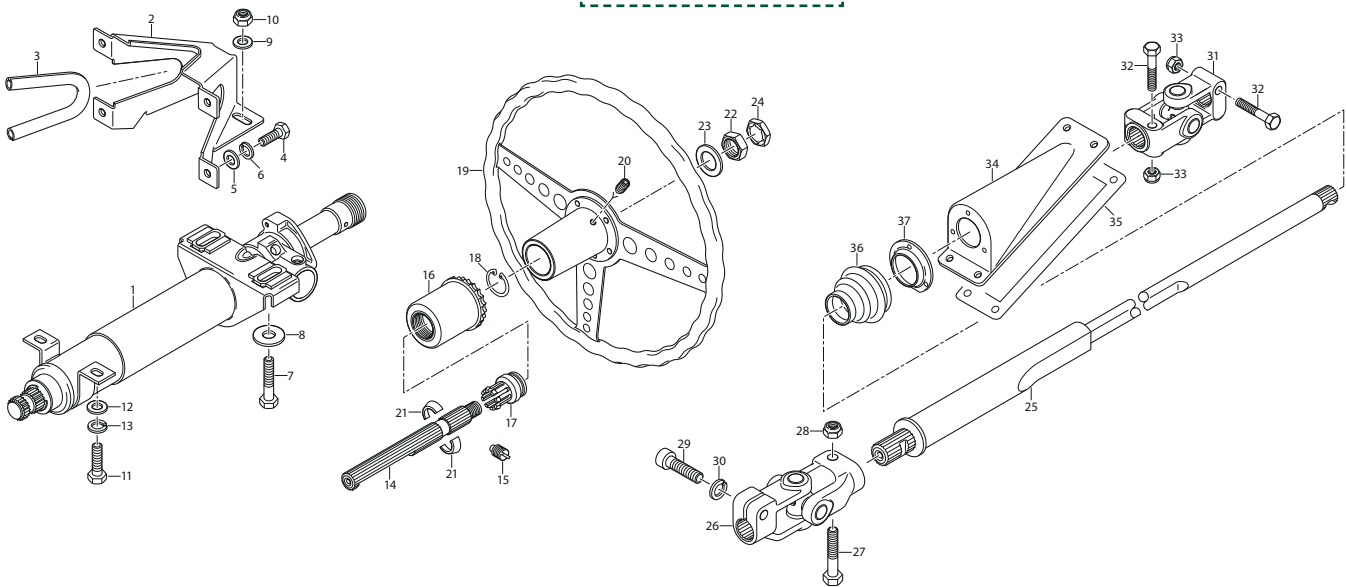
SERIES 1

1. Upper Steering Column			24. Sleeve	C1050	1
S1 3.8	C20557		25. Insulating Strip	C13024	1
S1 4.2 RHD	C23052	1	26. Dowler Eyelet	C12194	1
S1 4.2 LHD	C23047	1	27. Earth Contact, for Horn	C11746	1
2. Outer Tube Assembly			28. Bracket, Upper, Mounting Upper Column to Dash	C17684	
S1 3.8	C20558	1	29. Bracket, Lower, Mounting Upper Column to Dash	C15181	1
S1 4.2 RHD	C23053	1	30. Steering Wheel 16"	C28590	1
S1 4.2 LHD	C23048	1	Steering Wheel 15"	C28590MED	1
3. Inner Column	C20160	1	Steering Wheel 14"	C28590SM	1
4. Steering Column Bush Set, S1 4.2	C23592/93	1	31. Steering Wheel Boss	C28590BS	1
N.B These can be fitted to Early S1 3.8 with minor modification			32. Grub Screw	C18304	3
5. Felt Bearing, Upper and Lower	C10264	2	33. Split Cone	C7878	1 PAIR
6. Shaft, inside Inner Column	C15619	1	34. Nut, Wheel to Inner Column	C7879	1
7. Stop Button, restricting movement of Shaft	C16676	1	35. Washer, under Nut	C15885	1
8. Locknut, clamping Shaft to Inner Column	C40029#	1	36. Palnut, locking Nut	C11820/7	1
9. Split Collet, inside Locknut	8671	1	37. Lower Steering Column C20487		1
10. Circlip	C18235	1	38. Universal Joint	5426	2
11. Contact Pin Assembly	C16876	1	39. Universal Joint Assembly, Lower End	C28599	1
12. Insulating Bush, upper, for Pin	C16879	1	Screw, Allen Head, securing UJ to Pinion	C17469	1
13. Spring, under Bush	C16880	1	40. Housing Assembly for Lower Steering Colum Seal		
14. Washer, under Spring	C16881	1	RHD	BD19714AS	1
15. Insulating Bush, lower, for Pin	C16882	1	LHD	C17845	1
16. Contact Nipple	C16886	1	41. Gasket, under Housing		
17. Spring, for Nipple	C16887	1	RHD	C25580	1
18. Slip Ring	C10317	1	LHD	C25578	1
19. Sleeve	C17685	1	42. Seal, at bottom of Housing	C20488	1
20. Contact Holder	C8158	1	43. Retainer, for Seal	BD19710	1
21. Contact	C8159				
22. Bolt, securing Contact to Holder	C8161	1			



STEERING COLUMN

STEERING COLUMN S2



SERIES 2

1. Upper Steering Column Assembly					
RHD	C28542	1			
LHD	C28543	1			
2. Bracket, mounting Upper Steering Column to Body	C29140	1			
3. Edge Beading, for Bracket	BD21068/6	1			
4. Setscrew, securing Bracket to Body	SH605051J	4			
5. Washer, Plain, on Setscrew	FW105T	4			
6. Washer, Spring, on Setscrew	FG105X	4			
7. Bolt, securing Upper Steering Column to Bracket	BH606121J	2			
8. Washer, Special, on Bolt	FW206T	4			
9. Washer, Plain, on Bolt	FW106T	2			
10. Nut, Self-Locking, on Bolt	NY606041J	2			
11. Setscrew, securing Upper Steering Column to Body	SH605061J	2			
12. Washer, Plain, on Setscrew	FW105T	2			
13. Washer, Spring, on Setscrew	FG105X	2			
14. Shaft, in Inner Column, for Steering Wheel	C15619	1			
15. Stop Button, restricting movement of Shaft	C16676	1			
16. Locking Nut, clamping Shaft to Inner Column	C40029	1			
17. Split Collet, Inside Locking Nut	C17938	1			
18. Circlip	C18235	1			
19. Steering Wheel	C28590	1			
20. Grub Screw, securing Motif Assembly to Steering Wheel	C18304	3			
21. Split Cone, on Inner Shaft, seating Steering Wheel	C7878				1 PAIR
22. Nut, locking Steering Wheel to Inner Shaft	C7879				1
23. Washer, Plain, under Nut	C15885				1
24. Pal-Nut, locking Nut	C11820/7				1
25. Lower Steering Column Assembly					
Manual Steering	C29851				1
Power Steering	C30853				1
26. Universal Joint, at lower end of Lower Steering Column	C28599				1
27. Bolt, clamping Universal Joint to Lower Steering Column	BH605161J				1
28. Nut, Self-Locking, on Bolt	NZ605041J				1
29. Screw, securing Universal Joint to Steering Pinion	C17469				1
30. Washer, Spring, on Screw	FG104X				1
31. Universal Joint, at upper end of Lower Steering Column	C28600				1
32. Bolt, clamping upper Universal Joint to Upper and Lower Steering Columns	BH605121J				2
33. Nut, Self-Locking, on Bolt	NZ605041J				2
34. Housing, for Lower Steering Column Seal					
RHD	BD19714				1
LHD	C17845				1
35. Gasket, under Housing					
RHD	C25580				1
LHD	C25578				1
36. Seal, at Bottom of Housing	C20488				1
37. Retainer, for Seal	BD19710				1

BRAKING...

- 105 • FRONT BRAKES
- 107 • REAR BRAKES
- 109 • BRAKING UPGRADES & GREENSTUFF®
- 110 • HANDBRAKE ASSEMBLY
- 111 • BRAKE VACUUM SERVO
- 112 • BRAKE VACUUM HOSES
- 115 • BRAKE CONTROLS
- 120 • HYDRAULIC BRAKE PIPES



S1 FRONT BRAKES

1. Front Brake Caliper Assembly

S1 3.8 Fitted to 850253, 875963, 860022 & 885142

RH	C18657	1
LH	C18658	1

S1 3.8 Fitted from 850254, 875964, 860023 & 885143 On

RH	C19962	1
LH	C19963	1

S1 4.2 Fitted to 1E.1076, 1E.10429, 1E.20136 & 1E.30442

RH	C22556	1
LH	C22557	1

S1 4.2 Fitted from 1E.1077, 1E10430, 1E.20137 & 1E.30443 On

RH	C25060	1
LH	C25061	1

1. Front Caliper Only	7715	2
-----------------------	------	---

2. Brake Pads

Standard	10821*	1 SET
Greenstuff	10821K	1 SET

3. Brake Pad Support Plate	7718	2
----------------------------	------	---

4. Brake Pad Retaining Plate	7719	2
------------------------------	------	---

5. Bolt, securing Retaining Plate	UFB125/7R	2
-----------------------------------	-----------	---

6. Nut, on Bolt	UFN125/L	2
-----------------	----------	---

7. Washer, Shakeproof, under Nut	C724	2
----------------------------------	------	---

8. Piston and Cylinder Assembly

Standard	8777	4
Stainless Steel	8777SS	4

9. Bolt, securing Pistons to Caliper	7720	16
--------------------------------------	------	----

10. Washer, Shakeproof, on Bolts	C724	16
----------------------------------	------	----

11. Bleed Screw	6911*	1
-----------------	-------	---

12. Bridge Pipe Assembly		
RH	7783	1
LH	7822	1

13. Shim, for adjustment of Front Brake Calipers		
.004" Thick	C7569	A/R
.010" Thick	C11723	A/R

Bolt, securing Front Calipers to Stub Axle Carries	C13547/1	4
--	----------	---

Washer, Spring, on Bolts	FG108/X	4
--------------------------	---------	---

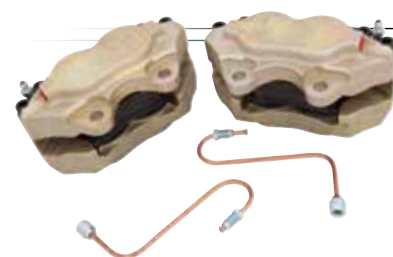
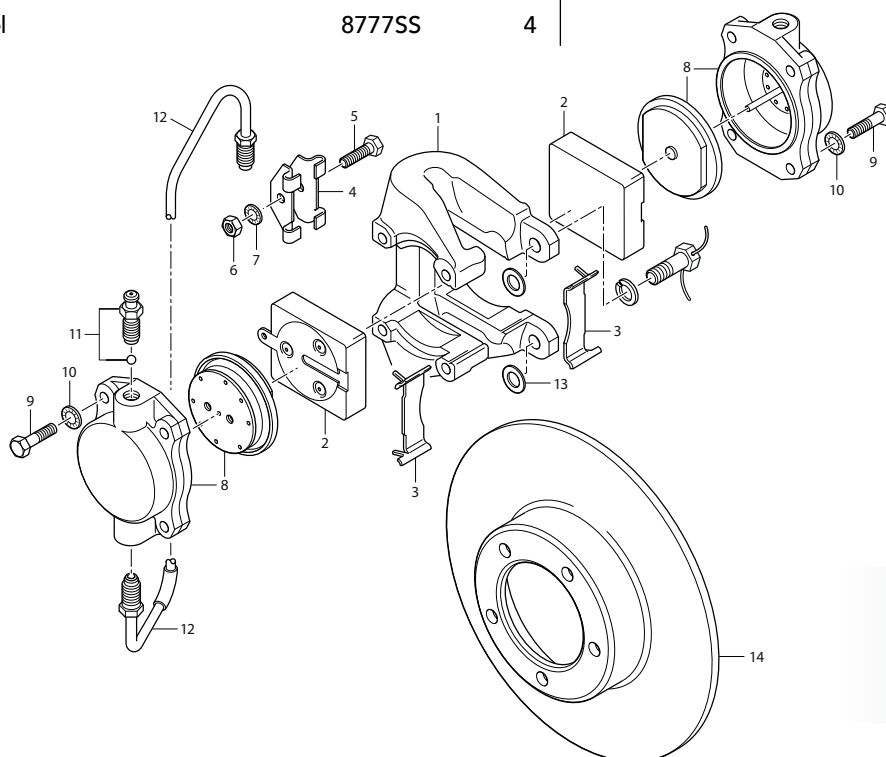
Locking Wire	C21126	A/R
--------------	--------	-----

Repair Kit for Wheel Cylinders	12319	1 SET
--------------------------------	-------	-------

14. Front Brake Disc	C23484	2
----------------------	--------	---

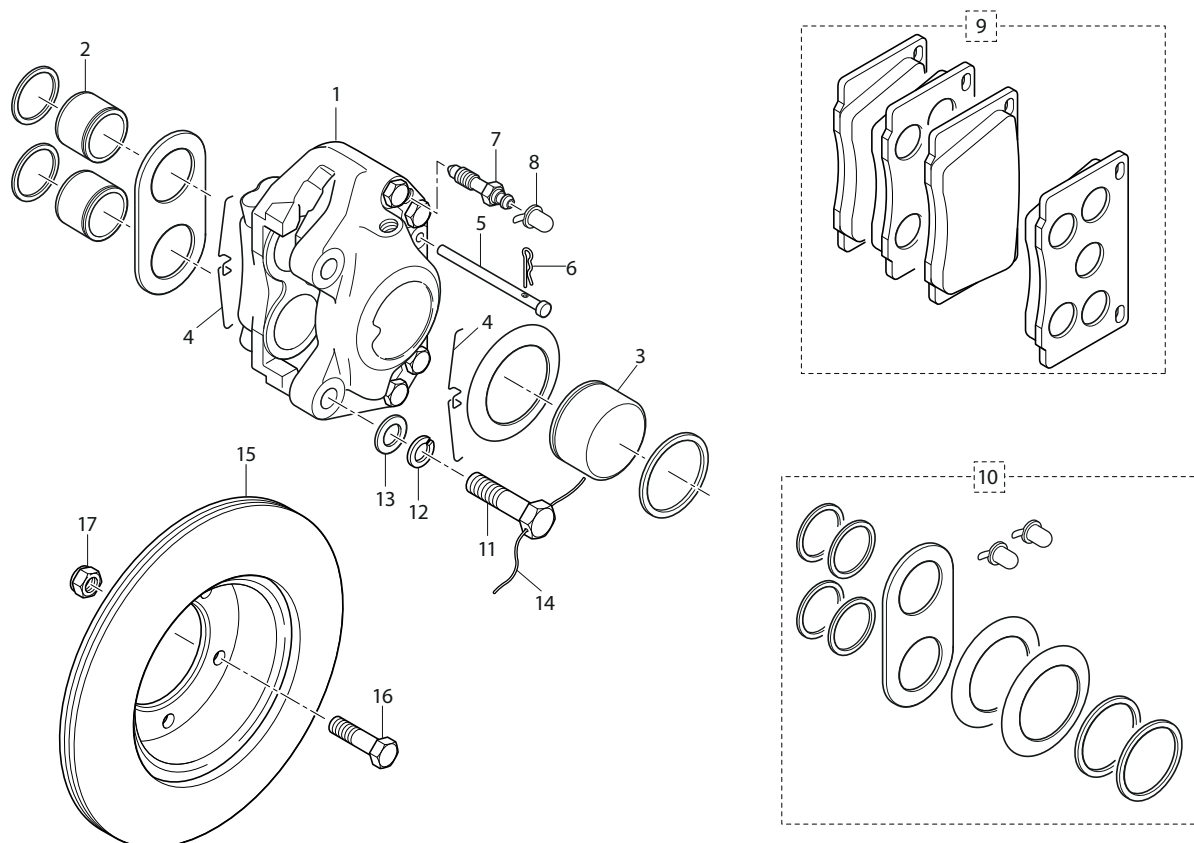
4-Pot Front Brake Caliper Conversion Kit		
Standard	SBS9086	1
Aluminium	SBS9086A	1
Aluminium - Black	SBS9086AB	1

4-Pot Brake Caliper Conversion Pads		
Standard	JLM9515	1 SET
Greenstuff	JLM9515K	1 SET



**4 POT FRONT BRAKE CALIPER
CONVERSION KIT**
SBS9086
(see page 109 for full details)

FRONT BRAKES



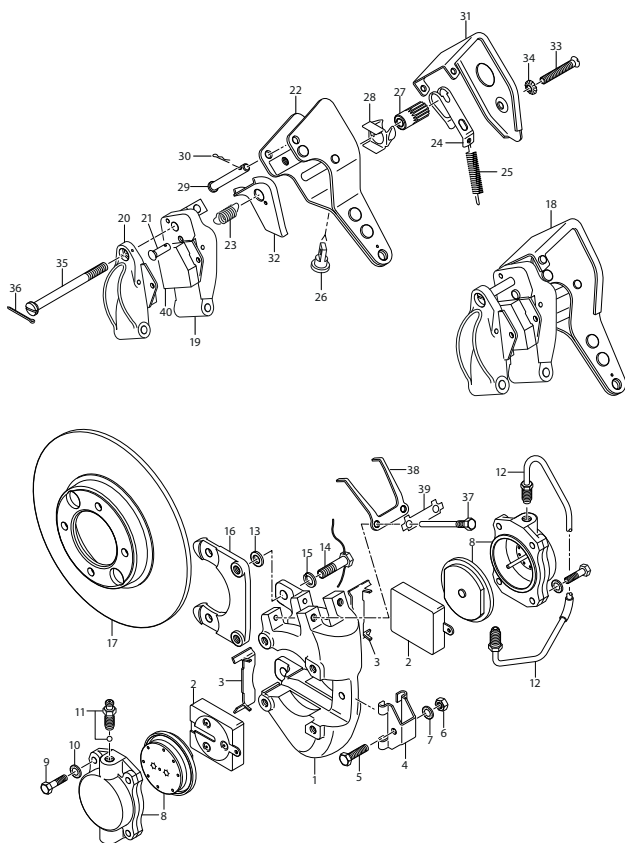
S2 FRONT BRAKES

1. Front Brake Caliper			10. Brake Caliper Seal Kit	12281	1
RH	11961	1	11. Bolt, securing Caliper and Disc Shield to Stub Axle Carrier	C26932	4
LH	11962	1	12. Washer, Spring, on Bolts	FG107/X	4
2. Outer Brake Piston			13. Washer, Plain, on Bolts	C31335	4
Standard	12274	4	14. Locking Wire	C21126	A/R
Stainless Steel	12274SS	4	15. Brake Disc	C27024	2
3. Inner Brake Piston			16. Bolt, securing Disc to Hubs	C13546	10
Standard	10031	2	17. Nut, Self-Locking, on Bolts	C24119/4	10
Stainless Steel	10031SS	2			
4. Anti-Rattle Spring, for Brake Pads	12292	4			
5. Pin, retaining Friction Pads	11368	2			
6. Clip, retaining Pins	11369	2			
7. Bleed Screw	11370	1			
8. Dust Cap	1675	1			
9. Brake Pad Kit					
Standard	JLM9515	1			
Greenstuff	JLM9515K	1			

**GREEN
STUFF**

see page 109 for more information on
GREENSTUFF pads and braking upgrades

REAR BRAKES



S1 REAR BRAKES

RH Rear Brake Caliper

S1 3.8 Fitted to 850253, 875963,
860022 & 885142

C17448

1

S1 3.8 Fitted from 850254, 875964,
860023 & 885143 On

C20006

1

S1 4.2

C21220

1

LH Rear Brake Caliper

S1 3.8 Fitted to 850253, 875963,
860022 & 885142

C17449

1

S1 3.8 Fitted from 850254, 875964,
860023 & 885143 On

C20007

1

S1 4.2

C21221

1

1. Rear Caliper Only

RH

S1 3.8

8010

1

S1 4.2

9074

1

LH

S1 3.8

8009

1

S1 4.2

9075

1

2. Brake Pad Set

Standard

10821*

1

Greenstuff

10821K

1

3. Brake Pad Support Plate

7718

2

4. Brake Pad Retaining Plate

7719

2

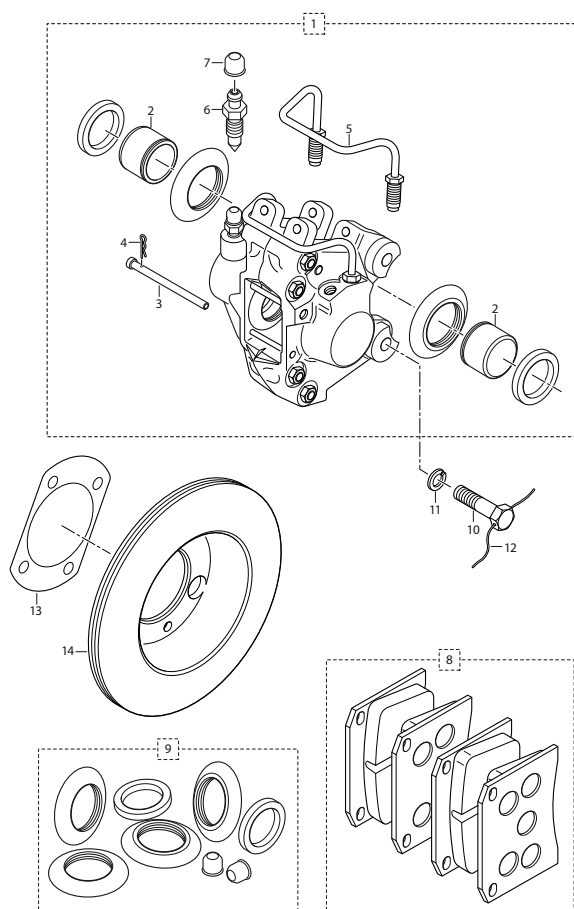
5. Bolt, securing Retaining Plate	UFB125/7R	1
6. Nut, on Bolt	UFN125/L	1
7. Washer, Shakeproof, under Nut	C724	1
8. Piston and Cylinder Assembly		
Standard	8778	4
Stainless Steel	8778SS	4
9. Bolt, securing Cylinders to Caliper	7720	16
10. Washer, Shakeproof, on Bolts	C724	16
11. Bleed Screw	6911*	1
12. Bride Pipe Assembly		
RH	7826	1
LH	7827	1
13. Shim for adjustment of Rear Brake Calipers		
.005" Thick	C13198	A/R
.020" Thick	C13199	A/R
14. Screw, Set, securing Rear Calipers to Adaptor Plate	C20440	4
15. Washer, Spring, on Setscrews	FG107/X	4
16. Locking Wire	C21126	A/R
17. Handbrake Mechanism Assembly		
RH		
S1 3.8 fitted to 850089, 875331, 860003 & 885014	C17450	1
S1 3.8 850090 to 850550, 850553 to 850554, 875332 to 877534, 877540 to 877566, 860004 to 860663 & 885015 to 886262	C19904	1
S1 3.8 850554, 877567, 860664 and 886263 On	C19830	1
S1 4.2	C20550	1
LH		
S1 3.8 fitted to 850089, 875331, 860003 & 885014	C17451	1
S1 3.8 850090 to 850550, 850553 to 850554, 875332 to 877534, 877540 to 877566, 860004 to 860663 & 885015 to 886262	C19905	1
S1 3.8 850554, 877567, 860664 and 886263 On	C19831	1
S1 4.2	C20551	1
18. Inner Pad Carrier Assembly		
RH		
S1 3.8 fitted to 850089, 875331, 860003 & 885014	8515	1
S1 3.8 850090 to 850550, 850553 to 850554, 875332 to 877534, 877540 to 877566, 860004 to 860663 & 885015 to 886262	8934	1
S1 3.8 850554, 877567, 860664 and 886263 On	9326	1
S1 4.2	9326	1
LH		
S1 3.8 fitted to 850089, 875331, 860003 & 885014	8520	1
S1 3.8 850090 to 850550, 850553 to 850554, 875332 to 877534, 877540 to 877566, 860004 to 860663 & 885015 to 886262	8935	1
S1 3.8 850554, 877567, 860664 and 886263 On	9327	1
S1 4.2	9327	1

REAR BRAKES

(CONTINUED FROM PAGE 107)

20. Anchor Pin	8938	1	32. Bolt, securing Protection Covers	9336	1
21. Operating Lever Assembly	9330	1	33. Washer, Countersunk, Shakeproof, on Bolt	BD2906/3	1
22. Return Spring	8940	1	34. Bolt, securing Pad Carriers to Operating Lever	9749	1
23. Pawl Assembly	8836	1	35. Split Pin, retaining Bolt	L102.5/8U	1
24. Tension Spring, for Pawl	8837	1	36. Bolt, securing Handbrake Mechanism to Rear Calipers	8016	4
25. Anchor Pin, retaining Tension Spring	8838	1	37. Retraction Plate, on Bolt	9750	2
26. Adjusting Nut	8980	1	38. Tab Washer, locking Bolts	9751	2
27. Friction Spring, on Nut	8840	1	39. Handbrake Pad Set		
28. Hinge Pin, securing Operating Lever	8841	1	S1 3.8 to 850554, 877566, 860663 & 886262	8522	1
29. Split Pin, retaining Hinge Pin	L102/4U	1	40. All Other S1 3.8 & S1 4.2		
30. Protection Cover Assembly, at Rear of Operating Lever	9334	1	Standard	JLM9518	1
31. Protection Cover Assembly, at Front of Operating Lever	9335	1	Kevlar	JLM9518K	1

S2 REAR BRAKES



1. Rear Brake Caliper		
RH	11833	1
LH	11832	1
2. Rear Brake Piston		
Standard	11372	4
Stainless Steel	11372SS	4
3. Pin, retaining Brake Pads	11368	4
4. Clip, retaining Pin	11369	4
5. Bridge Pipe Assembly	11374	2
6. Bleed Screw	11375	2
7. Dust Cap, on Bleed Screw	1675	1
8. Brake Pad Set		
Standard	JLM9728	1
Greenstuff	JLM9728K	1
9. Brake Caliper Seal Kit	11376	1
Adaptor Plate, for R.H. Rear Caliper	C22817	1
Adaptor Plate, for L.H. Rear Caliper	C22818	1
Bolt, securing Caliper to Adaptor Plates	C26981	4
Washer, Spring, on Bolts	FG107/X	4
Wire, locking, Caliper Bolts	C21126	A/R
Distance Piece, Caliper to Adaptor Plates	C1919/2	4
Shim (.005") for Caliper Adjustment	C13198	A/R
Shim (.020") for Caliper Adjustment	C13199	A/R
10. Bolt, securing Caliper to Drive Unit	C30251	4
11. Washer, Spring, on Bolts	FG107/X	4
12. Wire, locking, Bolts	C21126	A/R
13. Shim (.005") Disc to Drive Unit Flanges	C33440/1	A/R
Shim (.010") Disc to Drive Unit Flanges	C33440/2	A/R
Shim (.020") Disc to Drive Unit Flanges	C33440	A/R
14. Brake Disc	C26779	2

UPGRADE BRAKING...

SNG Barratt stocks a wide range of upgrades to enhance the braking performance of your E-Type. From Caliper Conversions to uprated Brake Discs, all parts are manufactured and tested to the highest standards.



FRONT BRAKE PISTON & CYLINDER ASSEMBLY

These pistons are composed entirely of high quality stainless steel and will not rust as originals do over time. Supplied ready assembled with seals.

S1 - FRONT	8777SS
S1 - REAR	8778SS



FRONT BRAKE CALIPER CONVERSIONS

4 Pot conversion kits, with stainless steel pistons. These fit straight on to your suspension uprights without any modifications, utilising the original solid brake discs and brake hoses.

STANDARD	SBS9086
ALUMINIUM	SBS9086A
BLACK ANODISED	SBS9086AB



HANDBRAKE COMPENSATOR UPGRADE

By using cables instead of the original complicated lever mechanism, this upgrade reduces the risk of seizures. Easily fitted as a straight replacement for the original compensator.

ALL MODELS	C22955U
-------------------	----------------



GROOVED / DRILLED BRAKE DISCS

Grooved discs remove brake dust quicker and more efficiently from the face of the disc, therefore improving the stopping power of your E-Type. Drilled Rossini discs improve heat dissipation.

S1 FRONT (GROOVED)	C23484TG
S2 FRONT (GROOVED)	C27024TG
4.2 REAR (DRILLED)	C26779ROS




Greenstuff pads make use of the latest and best in friction technology, giving noticeable improvement in the stopping power whilst causing no disc damage and minimal brake dust.

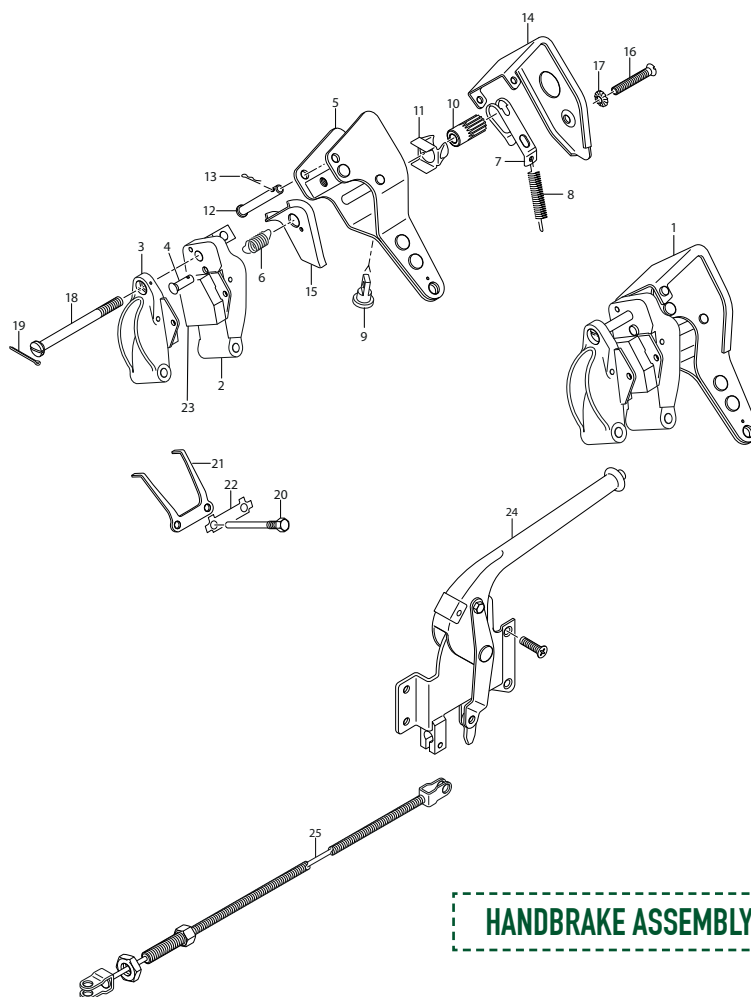
· S1 ALL	10821K	· S2 FRONT	JLM9515K
· HANDBRAKE	JLM9518K	· S2 REAR	JLM9728K

HANDBRAKE ASSEMBLY

1. Handbrake Mechanism Assembly					
RH	C22764	1	13. Split Pin, retaining Hinge Pin	L102/4U	1
LH	C22727	1	14. Outer Protection Cover Assembly	9334	1
2. Inner Pad Carrier Assembly			15. Inner Protection Cover Assembly	9335	1
RH	10125	1	16. Bolt, securing Protection Covers	9336	1
LH	10127	1	17. Washer, Countersunk Shakeproof, on Bolts	BD29063	1
3. Outer Pad Carrier Assembly			18. Bolt, securing Pad Carriers to Operating Levers	9749	1
RH	9328	1	19. Split Pin, retaining Bolt	L102.5/10U	1
LH	9329	1	20. Bolt, securing Handbrake Mechanism to Rear Caliper	8016	4
4. Anchor Pin, on Inner Pad Carrier, for Return Spring	8938	1	21. Retraction Plate, on Bolts	9750	2
5. Operating Lever Assembly	9330	1	22. Tab Washer, locking Bolts	9751	2
6. Return Spring	8940	1	23. Handbrake Pad Kit		
7. Pawl Assembly	8836	1	Standard	JLM9518	1
8. Tension Spring, for Pawl	8837	1	Kevlar	JLM9518K	1
9. Anchor Pin, retaining Tension Spring	8838	1	24. Handbrake Lever Assembly		
10. Adjusting Nut	8980	1	FHC & OTS Models	C16823	1
11. Friction Spring, on Adjusting Nut	8840	1	2+2 Models	C25579	1
12. Hinge Pin, securing Operating Lever	8841	1	23. Handbrake Cable		
			FHC & OTS Models	C20401	1
			2+2 Models	C30221	1

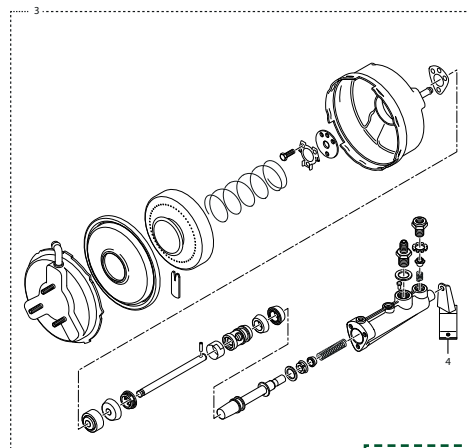
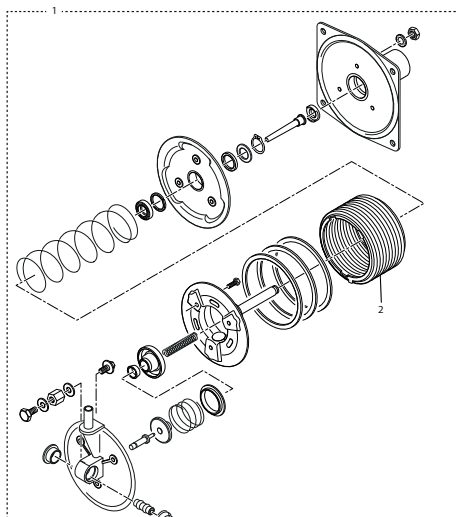


**HANDBRAKE COMPENSATOR
UPGRADE**
C22955U
(see page 109 for full details)



HANDBRAKE ASSEMBLY

BRAKE VACUUM SERVO



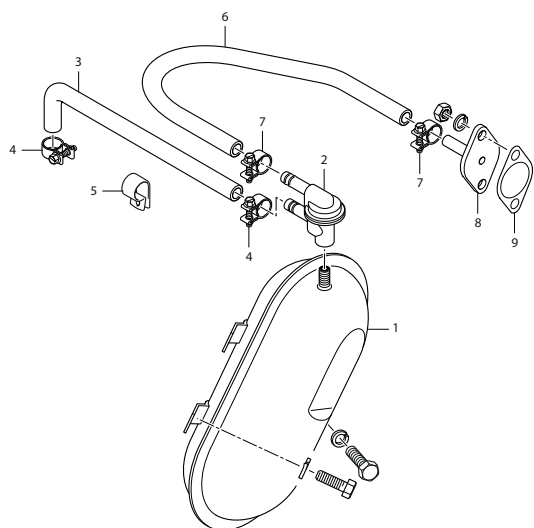
BRAKE VACUUM SERVO

1. Brake Servo					
S1 3.8	C17266E	1	3. Brake Servo		
			S1/2 4.2	C26024	1
2. Brake Servo Bellows			4. Bracket Assembly, supporting Slave Cylinder	C24618	1
S1 3.8	8736	1	Brake Servo Repair Kit	11237	1
Brake Servo Pivot Bush Kit					
S1 3.8	C17262/K	1			



BRAKE VACUUM HOSES

S1 3.8 HOSES



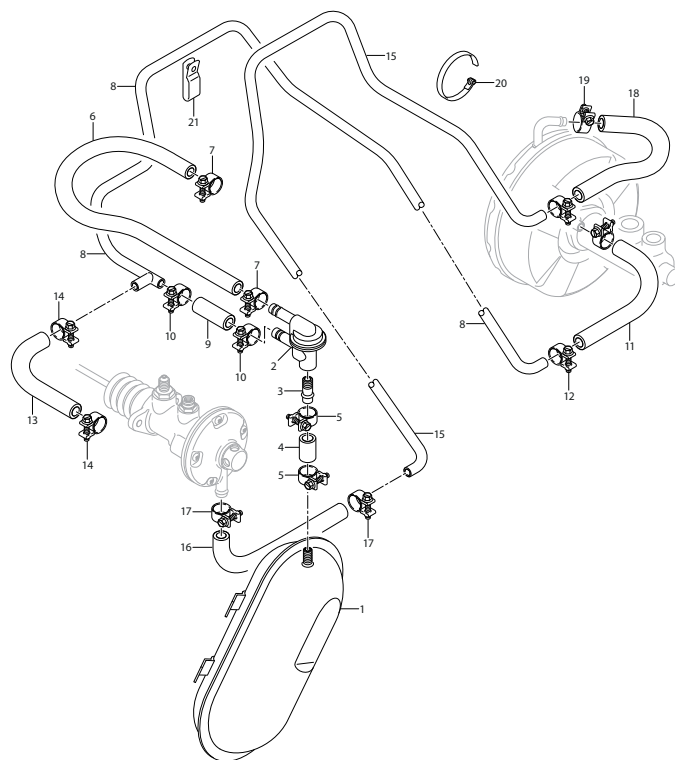
1. Reservac Tank Assembly	C17488	1
Screw, Set, securing Reservac Tank to Body	UFS125/4R	4
Washer, Spring, on Setscrews	FG104/X	4
2. Brake Check Valve	C14693	1
3. Vacuum Hose from Reservac Tank to Servo	BR1010	A/R
4. Clip, securing Hose to Tank and Servo	C15886/5	2
5. Clip, securing Hose to Dash and Master Cylinder Bracket	C1040/4	1
Clip, securing Hose to Dash and Master Cylinder Bracket	C1040/4	3
6. Vacuum Hose from Check Valve to Air Balance Pipe on Engine	BR1010	A/R
7. Clip, securing Hose	C15886/5	2
8. Adaptor Assembly, at Rear of Air Balance Pipe	C14746	1
9. Gasket, under Adaptor	C14089	1
Nut, securing Adaptor	UFN125/L	2
Washer, Spring, under Nuts	FG104/X	2

1. Reservac Tank Assembly	C20499	1
Screw, Set, securing Reservac Tank to Body	UFS125/4R	4
Washer, Spring, on Setscrews	FG104/X	4
2. Check Valve Assembly	C14693	1
3. Adaptor, connecting Hose to Check Valve	C25168	1
4. Vacuum Hose, from Check Valve to Reservac Tank	C25170	1
5. Clip, securing Hose to Check Valve and Reservac Tank	C15886/5	2
6. Vacuum Hose, from Check Valve to Adaptor at rear of Inlet Manifold	C17494	1
7. Clip, securing Hose	C15886/5	2

RHD CARS

8. Vacuum Pipe, between Check Valve and front of Brake Vacuum Servo	C24761	1
9. Vacuum Hose, from Check Valve to Vacuum Pipe	C23214	1
10. Clip, securing Hose	C15886/5	2
11. Vacuum Hose, from Vacuum Pipe to front of Brake Vacuum Servo	C24828	1
12. Clip, securing Hose	C15886/5	2
13. Vacuum Hose, from Vacuum Pipe to rear of Reaction Valve	C24858	1
14. Clip, securing Hose	C15886/5	2

S1 4.2 HOSES



BRAKE VACUUM HOSES

(CONTINUED FROM PAGE 112)

15. Pipe, between front of Reaction Valve and rear of Brake Vacuum Servo	C24762	1
16. Hose, from front of Reaction Valve to pipe	C25087	1
17. Clip, securing Hose	C15886/5	2
18. Hose, from pipe to rear of Brake Vacuum Servo	C25161	1
19. Clip, securing Hose	C15886/5	2
20. Clip, securing Pipes to Frame	C8416	2
21. Clip, securing Pipes to Scuttle	C24749	2
Screw, Set, securing Clips	UFS125/5R	2
Washer, Shakeproof, on Setscrews	C724	2
Washer, Plain, under Shakeproof Washers	FW104/T	2

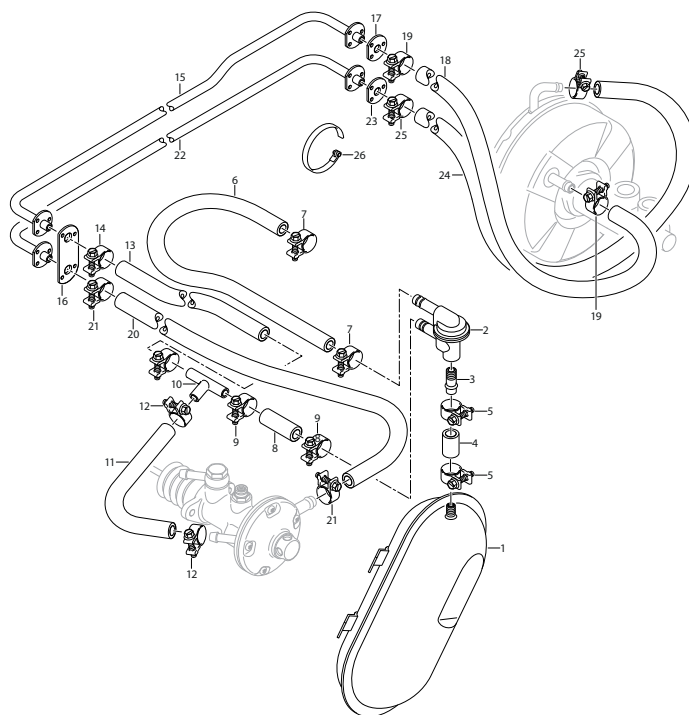
LHD CARS (NOT ILLUSTRATED)

Vacuum Pipe, between Check Valve and front of Brake Vacuum Servo	C24763	1
--	--------	---

Vacuum Hose, from Check Valve to Vacuum Pipe	C23214	1
Clip, securing Hose	C15886/5	2
Vacuum Hose, from Vacuum Pipe to front of Brake Vacuum Servo	C24858	1
Clip, securing Hose	C15886/5	2
Vacuum Hose, from Vacuum Pipe to rear of Reaction Valve	C24829	1
Clip, securing Hose	C15886/5	2
Hose, from front of Reaction Valve to rear of Brake Vacuum Servo	C24829	1
Clip, securing Hose	C15886/5	2
Clip, securing Pipe to Frame	C8416	2
Clip, securing Pipe to Scuttle	C1040/12	2
Screw, Set, securing Clips	UFS125/4R	2
Washer, Shakeproof, on Setscrews	C724	2

S2 RHD HOSES

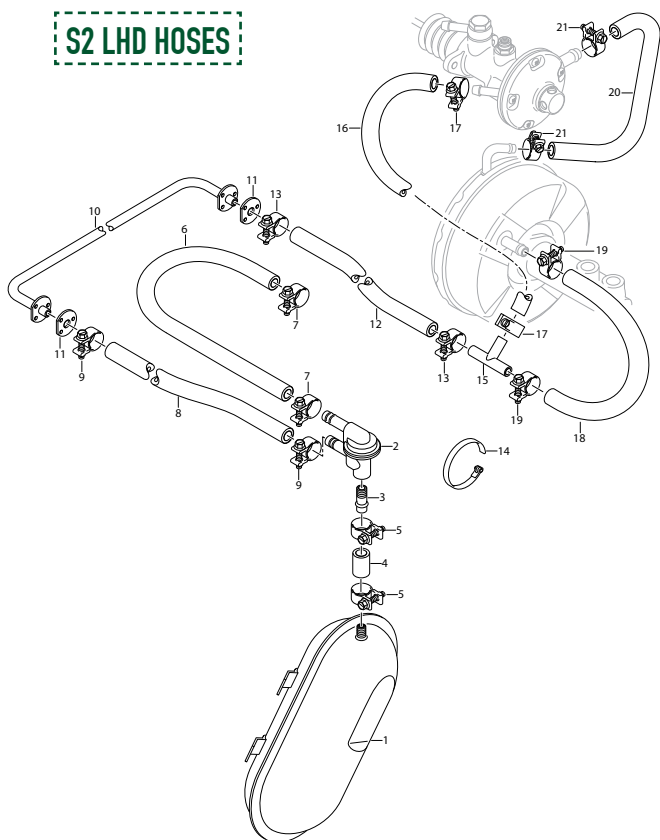
1. Reservac Tank Assembly	C24099	1
Setscrew, securing Reservac Tank to Body	UFS125/4R	4
Washer, Spring, on Setscrew	FG104/X	4
2. Check Valve Assembly	C14693	1
3. Adaptor, on Check Valve for Hose	C25168	1
4. Vacuum Hose, from Reservac Tank to Check Valve	C30758	1
5. Clip, securing Hose	C15886/5	2
6. Vacuum Hose, from Check Valve to rear of Inlet Manifold	C30757	1
7. Clip, securing Hose	C15886/5	2
8. Vacuum Hose, from Check Valve to "T" Piece	C30757/1	1
9. Clip, securing Hose	C15886/5	2
10. "T" Piece, connecting Hoses	C23211	1
11. Vacuum Hose, from "T" Piece to rear of Reaction Valve	C30757/2	1
12. Clip, securing Hose	C15886/5	2
13. Vacuum Hose, from "T" Piece to Vacuum Pipe	C30757/3	1
14. Clip, securing Hose	C15886/5	2
15. Vacuum Pipe Assembly, behind Dash Top Panel	C26612	1
16. Flange, fixing Pipe at RH End	C25339	1
17. Flange, fixing Pipe at LH End	C25309/1	1
Pop Rivet, securing Pipe through Flanges	C11712/1	5
18. Vacuum Hose, from Pipe to front of Brake Vacuum Servo	C31146/7	1
19. Clip, securing Hose	C15886/5	2
20. Vacuum Hose, from front of Reaction Valve to Pipe	C31146/5	1



21. Clip, securing Hose	C15886/5	2
22. Vacuum Pipe Assembly, lower, behind Dash Top Panel	C25308	1
Pop Rivet, securing Pipe through Flanges	C11712/1	5
23. Vacuum Hose, from lower Pipe to rear of Servo	C31146/6	1
24. Clip, securing Hose	C15886/5	2
25. Clip, securing Hoses to Frame Side Member	BD7738/4	1

BRAKE VACUUM HOSES

S2 LHD HOSES

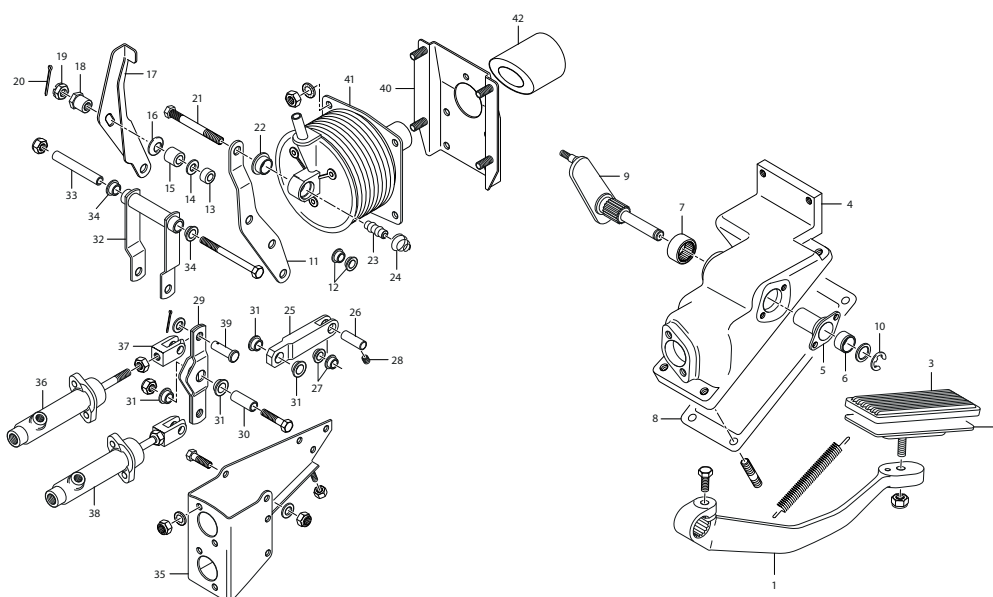


- | | | |
|--|-----------|---|
| 1. Reservac Tank Assembly | C24099 | 1 |
| Setscrew, securing Reservac Tank to Body | UFS125/4R | 4 |
| Washer, Spring, on Setscrew | FG104/X | 4 |

- | | | |
|--|----------|---|
| 2. Check Valve Assembly | C14693 | 1 |
| 3. Adaptor, on Check Valve for Hose | C25168 | 1 |
| 4. Vacuum Hose, from Reservac Tank to Check Valve | C30758 | 1 |
| 5. Clip, securing Hose | C15886/5 | 2 |
| 6. Vacuum Hose, from Check Valve to rear of Inlet Manifold | C30757 | 1 |
| 7. Clip, securing Hose | C15886/5 | 2 |
| 8. Vacuum Hose, from Check Valve to Vacuum Pipe | C30759 | 1 |
| 9. Clip, securing Hose | C15886/5 | 2 |
| 10. Vacuum Pipe Assembly, behind Dash Top Panel | C25308 | 1 |
| 11. Flange, fixing Pipe at R.H. End | C25309/1 | 2 |
| Pop Rivet, securing Pipe through Flanges | C11712/1 | 6 |
| Rubber Plug, sealing Redundant Holes in Dash | C11046 | 2 |
| 12. Vacuum Hose, from Vacuum Pipe to "T" Piece | C30760 | 1 |
| 13. Clip, securing Hose | C15886/5 | 2 |
| 14. Clip, securing Hose to Frame | BD7738/4 | 1 |
| 15. "T" Piece, connecting Hoses | C23211 | 1 |
| 16. Vacuum Hose, from "T" Piece to rear of Reaction Valve | C30761 | 1 |
| 17. Clip, securing Hose | C15886/5 | 2 |
| 18. Vacuum Hose, from "T" Piece to front of Vacuum Servo | C30760 | 1 |
| 19. Clip, securing Hose | C15886/5 | 2 |
| 20. Vacuum Hose, from front of Reaction Valve to rear of Servo | C30762 | 1 |
| 21. Clip, securing Hose | C15886/5 | 2 |



BRAKE CONTROLS – S1 3.8



BRAKE CONTROLS – S1 3.8

1. Brake Pedal		
RHD	C17254	1
LHD	C17592	1
Return Spring for Brake Pedal	C14366	1
2. Steel Pad on Brake Pedal		
Chassis No. 850001 to 850474. 875001 to 876998. 860001 to 860374 except 860365. 885001 to 885870.	C15245	1
Chassis No. 850475 and subs. 876999 and subs. 860375 and subs. also 860365. 885871 and subs.	C20221	1
Nut, Self-Locking, securing Pad to Pedal	C8667/2	1
3. Rubber Pad on Brake Pedal		
	C9934	1
4. Housing for Brake Pedal		
Chassis No. 850001 to 850232. 875001 to 875858. 860001 to 860020. 885001 to 885104.	C17253	1
Chassis No. 850233 and subs. 875859 and subs. 860021 and subs. 885105 and subs.	C19666	1
Stud, for mounting of Brake Master Cylinder and Servo Brackets to Housing	C12473	9
Stud, for fixing of Housing to Scuttle and for mounting of Clutch Master Cylinder	C18203	6
Bush, in Housing, for Brake Pedal Shaft and Clutch Pedal		
Chassis No. 850001 to 850232. 875001 to 875858. 860001 to 860020. 885001 to 885104.	C17260	1
5. Flanged Bearing Tube, at side of Pedal Housing		
Chassis No. 850233 and subs. 875859 and subs. 860021 and subs. 885105 and subs.	C19613	1
Screw, Set, retaining Bush		
Chassis No. 850233 and subs. 875859 and subs. 860021 and subs. 885105 and subs.	UCS125/3R	1
Screw, Set, securing Bearing Tube		
Chassis No. 850233 and subs. 875859 and subs. 860021 and subs. 885105 and subs.	UCS125/4R	2
Washer, Shakeproof, on Setscrews		
Fitted to Chassis No. 850233 and subs. 875859 and subs. 860021 and subs. 885105 and subs.	C724	2

BRAKE CONTROLS – S1 3.8

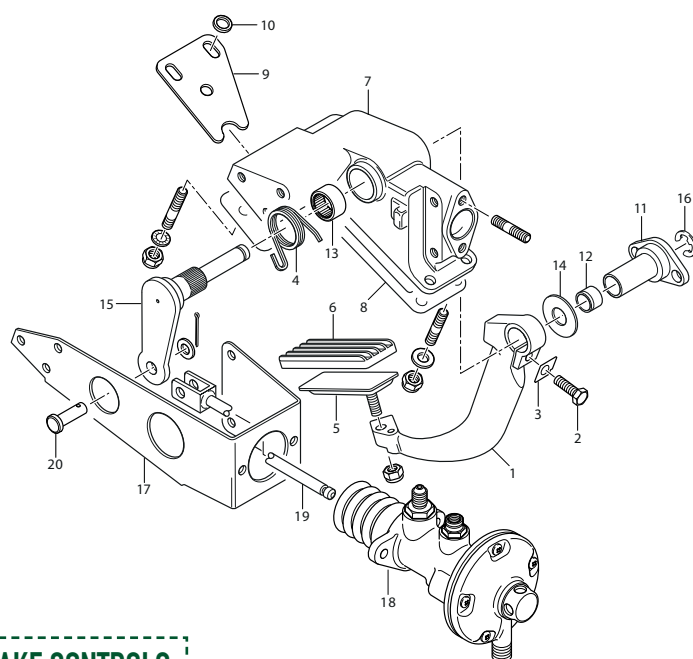
(CONTINUED FROM PAGE 115)

6. Bush, in Bearing Tube, for Brake Pedal Shaft	C19623	1
7. Bearing (Torrington), in Housing, for Brake Pedal Shaft	C17498	1
8. Gasket, between Housing and Scuttle	C18262	1
Nut, Self-Locking, securing Housing to Scuttle	C8667/2	5
Washer, Plain, under Nuts	FW105/T	5
Housing for Brake Pedal		1
9. Shaft and Pin Assembly, for mounting of Brake Pedal	C17256	1
Screw, Set, clamping Pedal on Shaft	UFS131/8R	1
10. Circlip, retaining Shaft	C17485	1
Washer, behind Circlip		
Chassis No. 850001 to 850232. 875001 to 875858. 860001 to 860020. 885001 to 885104.	C17481	1
Washer (Tufnol) between Brake and Clutch Pedals	C21755	1
11. Connecting Lever, between, Pedal Shaft and End Plate of Servo Bellows		
Chassis No. 850001 to 850474. 875001 to 876998. 860001 to 860374. 885001 to 885870. Except 860365.	C17261	1
Chassis No. 850475 to 850649. 876999 to 878963. 860375 to 861079. 885871 to 888168. Also to 860365.	C20320	1
Chassis No. 850650 and subs. 878964 and subs. 861080 and subs. 888169 and subs.	C21609	1
12. Nylon Bush, for Lever, on lower pin of Pedal Shaft	C17262	2
13. Rubber Buffer, for Lever, on upper pin of Pedal Shaft	C17239	1
14. Washer, Plain, at top of Rubber Buffer	FW204/T	1
15. Spacing Collar, at top of Washer	C17240	1
16. Belleville Washer, between Spacing Collar and Servo Operating Arm	C17241	1
17. Arm operating Brake Servo	C17242	1
18. Eccentric Barrel Nut, for fine adjustment of Operating Arm and retaining Operating Arm and Connecting Lever		
Chassis No. 850001 to 850474. 875001 to 876998. 860001 to 860374. 885001 to 885870. Except 860365.	C17243	1
Chassis No. 850475 and subs. 876999 and subs. 860375 and subs. 885871 and subs. Also to 860365.	C20787	1
19. Slotted Nut, locking Eccentric Nut to upper pin of Pedal Shaft	UFN425/L	1
20. Split Pin, retaining Nut	L102/6U	1
Nut, Self Locking, retaining Operating Arm and Connecting Lever on lower pin of Pedal Shaft	C8667/2	1
Washer, Plain, at each side of Operating Arm	FW205/T	2
21. Serrated Pin, in upper end of Connecting Lever	C17238	1
22. Nylon Bush, on Pin	C17267	1
23. Steel Bush, for "eye" on Servo Bellows End Plate	C17268	1
24. Conical Spring, above Steel Bush	C17269	1
Nut, retaining Servo Bellows End Plate on Pin	C8667/2	1
Washer, Plain, under Nut	C1904	1
25. Fork End between Connecting Lever and Balance Link	C17264	1
26. Joint Pin, securing Fork End to Connecting Lever	C17265	1
27. Nylon Bush, on Joint Pin	C17262	2
28. Grub Screw (Allen Head) retaining Joint Pin in Connecting Lever		
Chassis No. 850001 to 850649. 875001 to 878963. 860001 to 861079. 885001 to 888168.	C17486	1
Roll Pin, retaining Joint Pin in Connecting Lever		
Chassis No. 850650 and subs. 878964 and subs. 861080 and subs. 888169 and subs.	C20724/12	1

(CONTINUED FROM PAGE 116)

29. Balance Link Assembly, for operation of Brake Master Cylinders		
Chassis No. 850001 to 850376. 875001 to 876638. 860001 to 860192. 885001 to 885571	C17244	1
Chassis No. 850377 and subs. 876639 and subs. 860193 and subs. 885572 and subs.	C20341	1
Bolt, securing Fork End and Balance Link to Pivot Bracket	UFB131/12R	1
30. Spacing Tube, on Bolt	C17249	1
31. Nylon Bush, on Spacing Tube	C17262	1
Nut, Self-Locking, on Bolt	C8667/2	1
32. Pivot Bracket Assembly for Balance Link	C17246	1
Bolt, mounting Pivot Bracket to Brake Master Cylinder Bracket	UFB131/28R	1
33. Sleeve, on Bolt	C17236	1
34. Nylon Bush, at each end of Sleeve	C17262	2
Nut, Self-Locking, on Bolt	C8667/2	1
35. Bracket Assembly for mounting of Brake Master Cylinders	C18195	1
Nut, securing Bracket to Pedal Housing	UFN131/L	4
Washer, Shakeproof, under Nuts	C725	4
Screw, Set, securing Bracket to Pedal Housing	UCS131/4R	1
Nut, Self-Locking, securing Bracket to Scuttle	C8667/2	2
36. Brake Master Cylinder Assembly (upper) operating Rear Brakes		
Chassis No. 850001 to 850254. 875001 to 876014. 860001 to 860026. 885001 to 885155.	C17235	1
Chassis No. 850255 and subs. 876015 and subs. 860027 and subs. 885156 and subs.	C19968	1
37. Fork End, for connection of Master Cylinder to Balance link	C17482	1
Nut, securing Fork End to Push Rod	UFN231/L	1
Clevis Pin, securing Balance Link to Upper Master Cylinder	J105/12S	1
Split Pin, retaining Clevis Pin	L102.5/6U	1
Washer, Plain, behind Split Pin	FW105/T	1
38. Brake Master Cylinder Assembly (lower) operating Front Brakes		
Chassis No. 850001 to 850254. 875001 to 876014. 860001 to 860026. 885001 to 885155.	C17234	1
Chassis No. 850255 and subs. 876015 and subs. 860027 and subs. 885156 and subs.	C19967	1
39. Clevis Pin, securing Balance Link to Master Cylinder	J105/10S	1
Split Pin, retaining Clevis Pin	L102.5/6U	1
Washer, Plain, behind Split Pin	FW105/T	1
Screw, Set, securing Master Cylinders to Bracket	UFS131/8R	4
Nut, Self-Locking, on Setscrews	C8667/2	4
40. Bracket Assembly for mounting of Brake Servo	C18172	1
Nut, securing Bracket to Pedal Housing	UFN131/L	4
Washer, Shakeproof, under Nuts	C725	4
41. Brake Vacuum Servo Assembly (VB.10000)	C17266	1
Nut, Self-Locking, retaining Servo Bellows on Connecting Lever Pin	C8667/2	1
Special Washer, behind Self-Locking Nut	C1904	1
Nut, Self-Locking, securing Brake Servo to Mounting Bracket	C8667/2	4
Washer, Plain, under Nuts	FW105/T	4
42. Rubber Seal, between Servo Bracket and Dash	C18266	1

BRAKE CONTROLS – S1 4.2



BRAKE CONTROLS S1 4.2

1. Brake Pedal		
RHD	C23091	1
LHD	C23090	1
2. Screw, Set, clamping Brake Pedal on Brake and Clutch Pedal Shaft	UFS131/8R	1
3. Tab Washer, locking Setscrew	C23180	1
4. Return Spring, for Brake Pedal	C25495	1
Screw, Self-Tapping, retaining Return Spring	DZZ410/6C	1
Washer, Plain, on Self-Tapping Screw	AW102/T	1
5. Steel Pad on Brake Pedal	C20221	1
6. Rubber Pedal	C9934	1
7. Brake Pedal Housing	C24649	1
Stud, mounting Clutch Master Cylinder to Housing and Housing to Scuttle	C18203	4
Stud, mounting Housing to Scuttle	C21897	1
Stud, mounting Housing to Scuttle and for Brake Pedal Stop	C18232	2
Stud, mounting Bracket for Brake Master Cylinder	C12473	4
8. Gasket, between Housing and Scuttle	C18262	1
9. Stop, for Brake Pedal	C24615	1
10. Distance Piece, on Studs, for Stop	C19317	2
Nut, Self-Locking, securing Housing and Brake Pedal Stop to Scuttle	C8737/2	4
Washer, Plain, under Nuts	FW105/T	4
Nut, securing Housing to Scuttle	UFN131/L	1
Washer, Shakeproof, under Nut	C725	1
Washer, Plain, under Shakeproof Washer	FW105/T	1

11. Flanged Bearing Tube, at side of Pedal Housing	C19613	1
Screw, Set, securing Flanged Bearing Tube	UCS125/4R	2
Washer, Shakeproof, on Setscrews	C724	2
12. Bush, in Bearing Tube, for Brake and Clutch Pedal Shaft	C20955/3	1
13. Bearing (Torrington B.128) in Housing, for Brake and Clutch Pedal Shaft	C17498	1
14. Washer (Tufnol) between Brake and Clutch Pedals	C21755	1
15. Shaft, through Bush, mounting Brake and Clutch Pedals	C24614	1
16. Circlip, retaining Shaft	C17485	1
17. Master Cylinder Mounting Bracket	C24613	1
Nut, securing Bracket to Pedal Housing	UFN131/L	4
Screw, Set, securing Bracket to Pedal Housing	UCS131/4R	1
Washer, Shakeproof, under Nuts and on Setscrew	C725	5
Nut, securing Bracket to Scuttle	C8737/2	2
Washer, Plain, under Nuts	FW105/T	2
18. Brake Master Cylinder	C25900	1
Screw, Set, securing Brake Master Cylinder and Reaction Valve to Bracket	UFS131/8R	2
Nut, Self-Locking, on Setscrews	C8667/2	2
19. Push Rod Assembly	C25901	1
20. Clevis Pin, securing Brake Pedal to Master Cylinder	J105/10S	1
Split Pin, retaining Clevis Pin	L102.5/6U	1
Washer, behind Split Pin	FW105/T	1



REPAIR KIT FOR BRAKE
MASTER CYLINDER 10918



REPAIR KIT FOR
REACTION VALVE 11305

BRAKE CONTROLS – S2

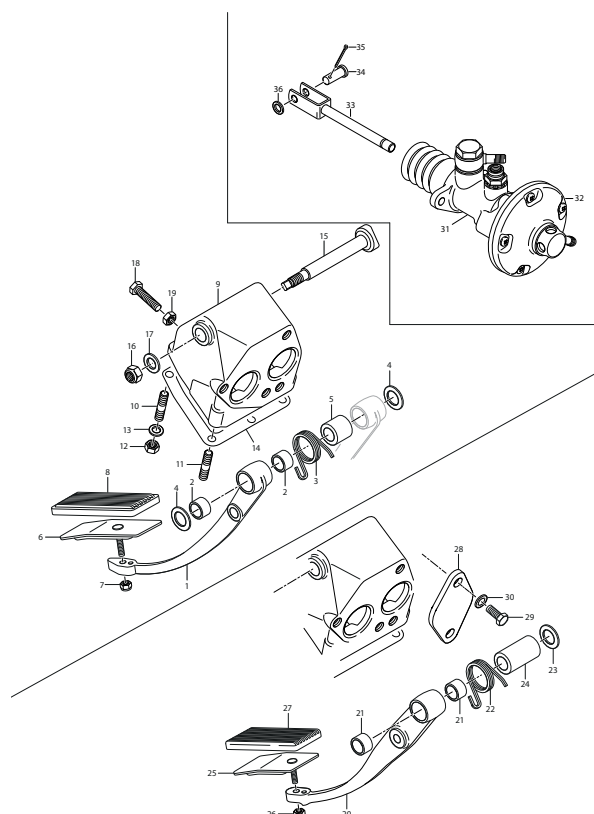
MANUAL CARS

1. Brake Pedal		
RHD	C25291	1
LHD	C25292	1
2. Bush, in Brake Pedal	C19154	2
3. Return Spring, for Brake Pedal	C25495	1
4. Fibre Washer, between Pedals and Housing	C25297	2
5. Spacer, between Brake and Clutch Pedals	C25296	1
6. Steel Pad, on Brake Pedal	C26532	1
7. Nut, Self-Locking, securing Pad to Pedal	C8737/3	1
8. Rubber Brake Pedal Pad	C9934	1
9. Pedal Housing	C25290	1
10. Stud, mounting Pedal Housing to Scuttle	C18203	2
11. Stud, mounting Pedal Housing to Scuttle	C25322	3
12. Nut, Self-Locking, on Studs	C8737/2	5
13. Washer, Plain, under Nut	FW105/T	5
14. Gasket, between Pedal Housing and Scuttle	C25301	1
15. Shaft, mounting Brake Pedal	C25295	1
16. Nut, Self-Locking, retaining Shaft in Pedal Housing	C8737/4	1
17. Washer, Plain, under Nut	FW107/T	1
18. Setscrew, for Brake Pedal Stop	UCS125/14R	1
19. Nut, locking Setscrew	UCN225/L	1

AUTOMATIC CARS

20. Brake Pedal	C25865	1
21. Bush, in Brake Pedal	C19154	2
22. Return Spring, for Brake Pedal	C25495	1
23. Fibre Washer, between Brake Pedal and Housing	C25297	1
24. Spacer, between Pedal and Housing	C25381	1
25. Steel Pad, on Brake Pedal	C26535	1
26. Nut, Self-Locking, securing Pad to Pedal	C8737/3	1
27. Rubber Brake Pedal Pad	C21515	1
28. Cover Plate, sealing redundant Clutch Master Cylinder Aperturin in Pedal Housing	C25337	1
29. Setscrew, securing Cover Plate to Pedal Housing	UCS131/4R	2
30. Washer, Shakeproof, on Setscrew Brake Master Cylinder	C725	2
31. Brake Master Cylinder	C26767	1
32. Reaction Valve Kit	11035	1
33. Push Rod Assembly	C26529	1
34. Clevis Pin, securing Push Rod to Brake Pedal	J105/14S	1
35. Split Pin, retaining Clevis Pin	L102.5/6U	1
36. Washer, Plain, behind Split Pin	FW105/T	1

BRAKE CONTROLS – S2



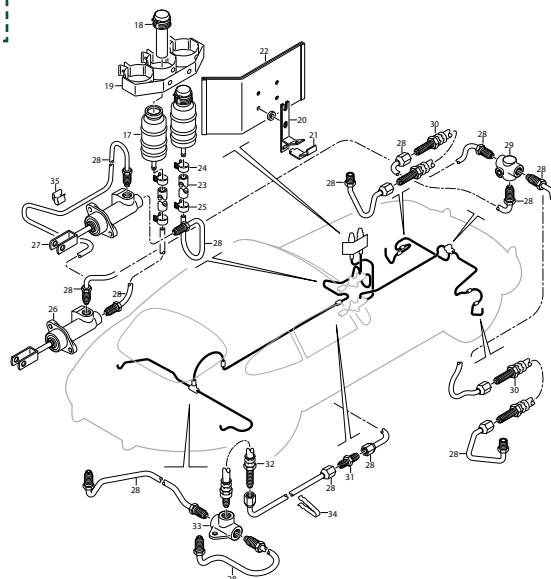
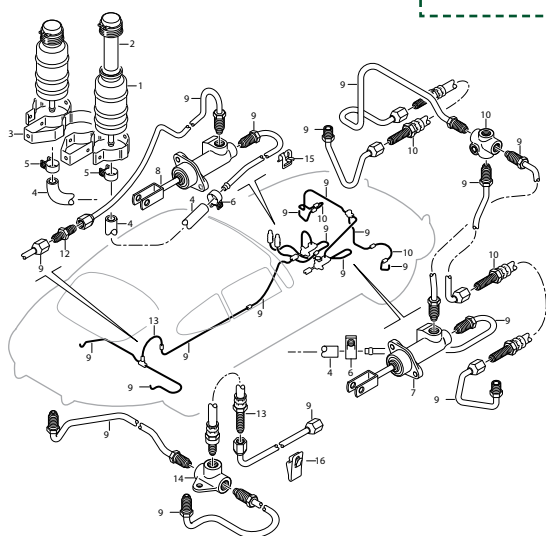
HYDRAULIC BRAKE PIPES 3.8

RHD CARS

1. Reservoir Assembly for Brake Fluid			
Chassis No. 850001 to 850555. 860001 to 860677.	C18617	2	
Chassis No. 850556 and subs. 860678 and subs.	C21896	2	
Filler Cap and Level Indicator			
Chassis No. 850001 to 850555. 860001 to 860677.	C23631	2	
Chassis No. 850556 and subs. 860678 and subs.	C21889	2	
Protective Cap over Indicator Plunger	C21890	2	
2. Bracket Assembly for Mounting of Fluid Reservoirs			
Chassis No. 850001 to 850555. 860001 to 860677.	C17476	1	
Screw, Set, clamping Reservoir Clips			
Chassis No. 850001 to 850555. 860001 to 860677.	UFS125/4R	3	
Nut, Self-Locking, on Setscrews			
Chassis No. 850001 to 850555. 860001 to 860677.	C8667/1	3	
Screw, Set, securing Bracket to Dash			
Chassis No. 850001 to 850555. 860001 to 860677.	UFS131/4R	2	
Washer, Shakeproof, on Setscrews			
Chassis No. 850001 to 850555. 860001 to 860677.	C725	2	
Bracket for Mounting of Fluid Reservoirs			
Chassis No. 850556 and subs. 860678 and subs.	C20232	1	
Screw, Set, securing Brackets to Dash			
Chassis No. 850556 and subs. 860678 and subs.	UFS131/4R	2	
Washer, Shakeproof, on Setscrews			
Chassis No. 850556 and subs. 860678 and subs.	C725	2	
Clamp, securing Reservoirs to Bracket			
Chassis No. 850556 and subs. 860678 and subs.	C19497	2	
Stud, securing Clamp			
Chassis No. 850556 and subs. 860678 and subs.	C20235	2	

Nut, Self-Locking, on Studs			
Chassis No. 850556 and subs. 860678 and subs.	C8737/1	4	
3. Low Pressure Hose, from Reservoir to Pipe	C6854	2	
4. Clip, securing Hose to Reservoirs	C15886/5	2	
5. Clip, securing Hose to Hydraulic Pipes	C15886/4	2	
6. Brake Master Cylinder Assembly, operating Front Brakes	C19967	1	
7. Brake Master Cylinder Assembly, operating Rear Brakes	C19968	1	
Repair Kit for servicing of Brake Master Cylinders	8666	2	
Screw, Set, securing Master Cylinders to Bracket on Pedal Housing	UFS131/8R	4	
Nut, Self-Locking, on Setscrews	C8667/2	4	
8. Brake Pipe Kit	GB5513	1	
9. 4-Way Union	C17464	1	
Bolt, securing 4-Way Union to Cross Member	UFB131/24R	1	
Nut, Self-Locking, on Bolt	C8667/2	1	
10. Front Flexible Hose			
Standard	JLM9702	2	
Braied Stainless Steel	JLM9702SS	2	
Locknut, securing ends of Flexible Hoses to Brackets on Front Frame and stub Axle Carriers	UFN237/L	4	
Washer, Shakeproof, under Locknuts	C741	4	
11. Pipe Connector	C13187	1	
12. Rear Flexible Hose			
Standard	C30753	1	
Braided Stainless Steel	C30753SS	1	
Locknut, securing Rear Flexible Hose to Bracket on Body	UFN237/L	1	

HYDRAULIC BRAKE PIPES - 3.8 LITRE



HYDRAULIC BRAKE PIPES 3.8

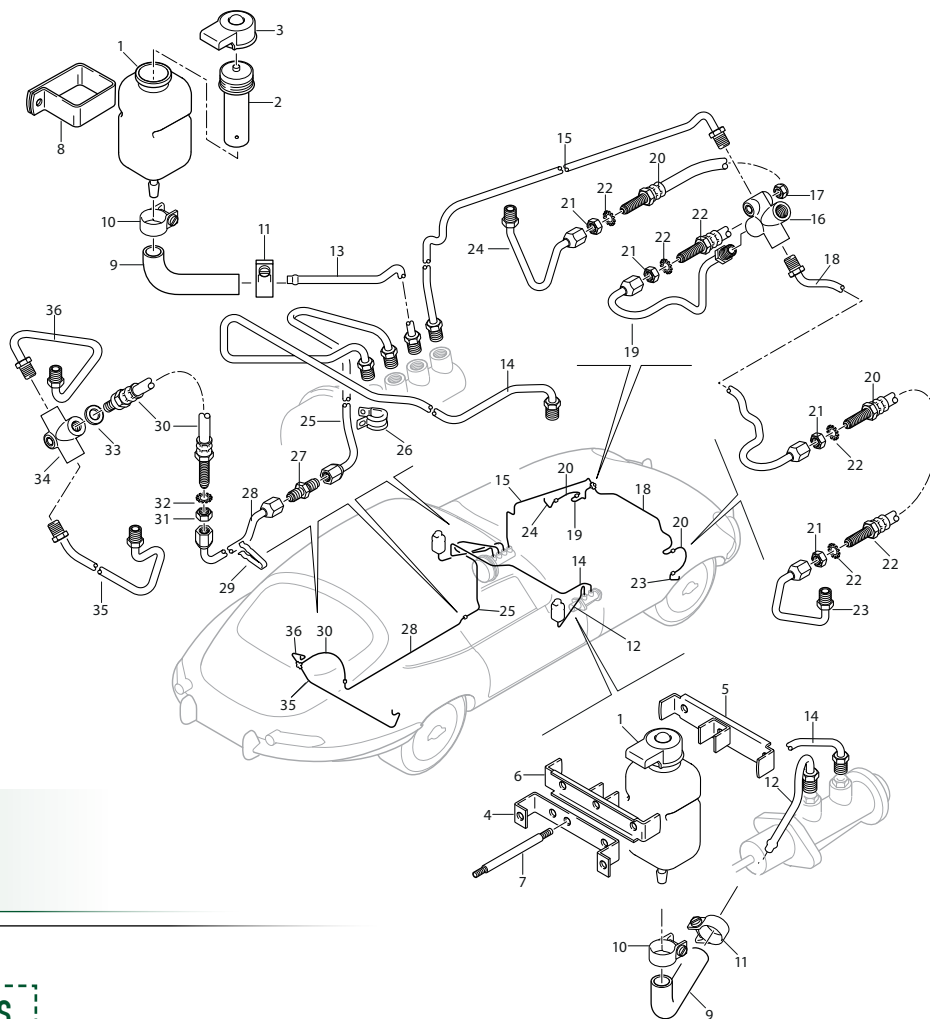
Washer, Shakeproof, under Locknut	C741	1
Copper Gasket, at connection of Hose to 3-Way Union	C11239	1
13. 3-Way Union	C18834	1
Screw, Set, securing 3-Way Union to edge of Rear Suspension Cross Member	UFS131/5R	1
Nut, on Setscrew	UFN131/L	1
Washer, Shakeproof, under Nut	C740	1
14. Clip, securing Hydraulic Pipes	C3727	2
15. Clip, securing Hydraulic Pipes	C10268	4

LHD CARS

16. Reservoir Assembly for Brake Fluid		
Chassis No. 875001 to 877556. 885001 to 886282.	C18617	2
Chassis No. 877557 and subs. 886283 and subs.	C21896	2
17. Filler Cap and Level Indicator		
Chassis No. 875001 to 877556. 885001 to 886282.	C18197	2
Chassis No. 877557 and subs. 886283 and subs.	C21889	2
Protective Cap over Indicator Plunger	C21890	2
18. Bracket Assembly for mounting of Fluid Reservoirs		
Chassis No. 875001 to 877556. 885001 to 886282.	C18693	1
Screw, Set, clamping Reservoir Clips		
Chassis No. 875001 to 877556. 885001 to 886282.	UFS125/4R	3
Nut, Self-Locking, on Setscrews		
Chassis No. 875001 to 877556. 885001 to 886282.	C8667/1	3
Bracket for mounting of Fluid Reservoirs		
Chassis No. 877557 and subs. 886283 and subs.	C20234	1
Clamp, securing Reservoirs to Bracket		
Chassis No. 877557 and subs. 886283 and subs.	C19497	2
Stud, securing Clamp		
Chassis No. 877557 and subs. 886283 and subs.	C20235	2
Nut, Self-Locking, on Studs		
Chassis No. 877557 and subs. 886283 and subs.	C8737/1	4
19. Bracket Assembly, for fixing of Reservoir		
Bracket to LH Side Member	C17812	2
20. Clamping Piece, for Brackets	C17811	2
Screw, Set, through Clamps	UFS125/9R	2
Nut, on Setscrews	UFN125/L	2
Washer, Shakeproof, under Nuts	C724	2
21. Shield Assembly, protecting Reservoirs from Exhaust Heat		
Shield	C18695	1
Screw, Set, securing Shield and Reservoir		
Bracket to Fixing Bracket	UFS131/7R	4
Spacer, on Setscrews	C18698	4
Washer, Plain, on Setscrews		
Chassis No. 875001 to 877556. 885001 to 886282.	FW105/T	8
Nut, on Setscrews		
Chassis No. 875001 to 877556. 885001 to 886282.	UFN131/L	4
Washer, Shakeproof, under Nut		
Chassis No. 875001 to 877556. 885001 to 886282.	C725	4

Washer, Plain, on Setscrews		
Chassis No. 877557 and subs. 886283 and subs.	FW105/T	6
Nut, on Setscrews		
Chassis No. 877557 and subs. 886283 and subs.	UFN131/L	2
Washer, Shakeproof, on Setscrews		
Chassis No. 877557 and subs. 886283 and subs.	C725	4
Nut Retainer Clip		
Chassis No. 877557 and subs. 886283 and subs.	C21255	2
Chassis No. 877557 and subs. 886283 and subs.	C21255	2
22. Low Pressure Hose, from Reservoir to Pipe	C18717	2
23. Clip, securing Hose to Reservoirs	C15886/5	2
24. Clip, securing Hose to Hydraulic Pipes	C15886/4	2
25. Brake Master Cylinder Assembly. operating Front Brakes	C19967	1
26. Brake Master Cylinder Assembly, operating Rear Brakes	C19968	1
Repair Kit for servicing of Brake Master Cylinders	8666	2
Screw, Set, securing Master Cylinders to Bracket on Pedal Housing	UFS131/8R	4
Nut, Self-Locking, on Setscrews	C8667/2	4
27. Brake Pipe Kit	GL5513	
28. 4-Way Union	C17464	1
Bolt, securing 4-way Union to Front Frame Cross Member	UFB131/24R	1
Nut, Self-Locking, on Bolt	C8667/2	1
30. Front Flexible Hose		
Standard	JLM9702	2
Braided Stainless Steel	JLM9702SS	2
Locknut, securing ends of Flexible Hoses to Brackets on Front Frame and Stub Axle Carriers	UFN237/L	4
Washer, Shakeproof, under Locknuts	C741	4
31. Pipe Connector	C13187	1
32. Rear Flexible Hose		
Standard	C30753	1
Braided Stainless Steel	C30753SS	1
Locknut, securing Rear Flexible Hose to Bracket on Body	UFN237/L	1
Washer, Shakeproof, under Locknut	C741	1
Copper Gasket, at connection of Hose to 3-Way Union	C11239	1
33. 3 Way Union	C18834	1
Screw, Set, securing 3-Way Union to edge of Rear Suspension Cross Member	UFS131/5R	1
Nut, on Setscrew	UFN131/L	1
Washer, Shakeproof, under Nut	C740	1
34. Clip, securing Hydraulic Pipes	C5023	4
35. Edge Clip, securing Hydraulic Pipes	C18461	2

HYDRAULIC BRAKE PIPES S1 4.2



BRAKE FLUID
MOR027 (500ML) / MOR028 (1L)
See page 532 for all Morris lubricants

4.2 RHD HYDRAULIC BRAKE PIPES

1. Reservoir Assembly for Brake Fluid (complete with filler cap and level indicator)	C23639	2
2. Filler Cap and Level Indicator Switch	C23631	2
3. Protective Cap, over Indicator Plunger	C23627	2
4. Bracket at RH side of Dash, supporting Clamps for Reservoirs	C24856	1
Screw, Set, securing Bracket to Dash	UFS131/4R	2
Washer, Shakeproof on Setscrews	C725	2
5. Outer Clamp Mounting Reservoirs	C24607	1
6. Inner Clamp Mounting Reservoirs	C24128	1
7. Stud, through Bracket	C20235	1
Nut, Self-Locking	C8737/1	2
8. Clip, mounting Reservoir to Bracket at LH side of Scuttle	C24619	1
Screw, Set, securing Clip to Bracket	UFS125/7R	1
Nut, Self-Locking, on Setscrew	C8737/1	1
Washer, Plain, under Nut	FW104/T	1
9. Low Pressure Hose, between Reservoirs and Hydraulic Pipes	C6854	2
10. Clip, securing Low Pressure Hose to Reservoirs	C15886/5	2
11. Clip, securing Low Pressure Hose to Hydraulic Pipes	C15886/4	2
12. Hydraulic Pipe Assemble from RH Low Pressure Hose to rear connection on Master Cylinder	C24880	1

HYDRAULIC BRAKE PIPES S1 4.2

13. Hydraulic Pipe Assembly, from LH Low Pressure Hose to forward intermediate connection on Slave Cylinder	C24881	1
14. Hydraulic Pipe Assembly from front connection on Master Cylinder to rear on Slave Cylinder	C24766	1
15. Clip, securing Hydraulic Pipe to LH side of Dash	C1040/14	1
Screw, Set, securing Clip	UF125/5R	1
Washer, Shakeproof, on Setscrew	C724	1
Washer, Plain, under Shakeproof Washer	FW104/T	1
16. Hydraulic Pipe Assembly from front connection on Slave Cylinder to 4-Way Union	C24732	1
17. Clip, securing Hydraulic Pipe to Frame	C8416	1
18. 4-Way Union	C17464	1
Bolt, securing 4-way Union to Front Frame Cross Member	UFB131/26R	1
19. Distance Piece, on Bolt	C2155	1
Nut, Self-Locking, on Bolt	C8667/2	1
20. Hydraulic Pipe Assembly from 4-Way Union to RH front Flexible Hose	C24797	1
21. Hydraulic Pipe Assembly from 4-Way Union to LH front Flexible Hose	C24798	1
22. Front Flexible Hose	C13182	2
23. Locknut, securing Flexible Hoses to Brackets on Front Frame and Stub Axle Carriers	UFN237/L	4
24. Washer, Shakeproof, under Locknuts	C741	4
Hydraulic Pipe Assembly from front Flexible Hose to front Brake Calipers		
Fitted from Chassis No. 1E.1001 to 1E.1076. 1E.20001 to 1E.20136. except 1E.20132	C17393	2
25. Hydraulic Pipe Assembly from front Flexible Hose to RH front Brake Caliper		
Fitted to Chassis No. 1E.1077 and subs. 1E.20137 and subs. Also to 1E.20132	C24734	1
26. Hydraulic Pipe Assembly from front Flexible Hose to LH front Brake Caliper		
Fitted to Chassis No. 1E.1077 and subs. 1E.20137 and subs. Also to 1E.20132	C24733	1
27. Hydraulic Pipe Assembly from rear intermediate connection on Slave Cylinder to Pipe Connector	C24735	1
28. Clip, securing Hydraulic Pipe to Toe Board	C1040/13	1
Screw, Set, securing Clip	UFS119/4R	1
Washer, Shakeproof, on Setscrew	C723/A	1
Washer, Plain, under Shakeproof Washer	AW102/T	1
29. Pipe Conenctor	C13187	1
30. Hydraulic Pipe Assembly from Pipe Connector to rear Flexible Hose	C17459	1
31. Clip, securing Hydraulic Pipe to Body Underframe	C5023	4
32. Rear Flexible Hose		
OTS & FHC Models	C30753	1
2+2 Model	C30754	1
33. Locknut, securing Rear Flexible Hose to Bracket on Body	UFN237/L	1
34. Washer, Shakeproof, under Locknut	C741	1
35. Gasket (Copper) at connection of Hose to 3-Way Union	C11239	1
36. 3-way Union		
OTS & FHC Models	C18834	1
2+2 Model	C25390	
Screw, Set, securing 3-Way Union to edge of Rear Suspension Cross Member	UFS131/5R	1
Nut, on Setscrew	UFN131/L	1
Washer, Shakeproof, under Nut	C740	1
37. Hydraulic Pipe Assembly from 3-Way Union to RH rear Brake Caliper	C17824	1
38. Hydraulic Pipe Assembly from 3-Way Union to LH rear Brake Caliper	C17825	1

HYDRAULIC BRAKE PIPES S1 4.2

BRAKE PIPE KITS

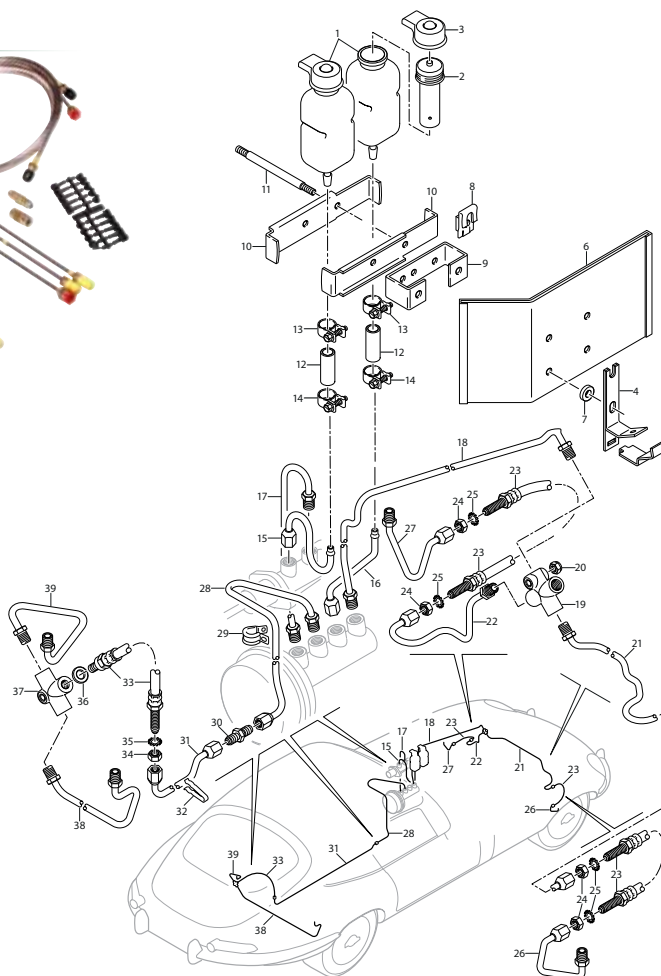
S1 & S1.5 4.2	GB5516 (RHD)
	GL5516 (LHD)
S1 & S1.5 2+2	GB5521/2+2 (RHD)
	GL5521/2+2 (LHD)



Unable to swell due to the braiding around the hose, producing no wasted hydraulic pressure from the master cylinder and caliper.

BRAIDED BRAKE HOSES

FRONT · JLM9702SS
SWB REAR · C30753SS
2+2 REAR · C30754SS



4.2 LHD HYDRAULIC BRAKE PIPES

1. Reservoir Assembly for Brake Fluid (complete with Filler Cap and Level Indicator)	C23639	2
2. Filler Cap and Level Indicator Switch	C23631	2
3. Protective Cap, over Indicator Plunger	C23627	2
4. Bracket Assembly, fixing Reservoir Bracket to LH Side Member	C17812	2
5. Clamping Place, for Brackets	C17811	2
Screw, Set, through Clamping Pieces	UFS125/9R	2
Nut, on Setscrews	UFN125/L	2
Washer, Shakeproof, under Nuts	C724	2
6. Shield Assembly, protecting Reservoirs from exhaust heat	C18695	1
Screw, Set, securing Shield and Reservoir Bracket to Fixing Bracket	UFS131/7R	4
7. Spacer, on Setscrews	C18698	4
Washer, Shakeproof, on Setscrews	C725	4
Washer, Plain, on Setscrews	FW105/T	6
Nut, on lower Setscrews	UFN131/L	2
8. Captive Nut, receiving upper Setscrews	C21255	2
9. Bracket, mounting Reservoirs	C20234	1
10. Clamp, securing Reservoirs to Bracket	C19497	1
11. Stud, through Bracket and Clamp	C20235	2
Nut, Self-Locking, on Studs	C8737/1	4
12. Low Pressure Hose between Reservoirs and Hydraulic Pipes	C18717	2

HYDRAULIC BRAKE PIPES S1 4.2

13. Clip, securing Low Pressure Hose to Fluid Reservoirs	C15886/5	2
14. Clip, securing Low Pressure Hose to Hydraulic Pipes	C15886/4	2
15. Hydraulic Pipe Assembly, from Low Pressure Hose to rear connection on Master Cylinder	C24729	1
16. Hydraulic Pipe Assembly, from Low Pressure Hose to forward intermediate connection on Slave Cylinder	C24730	1
17. Hydraulic Pipe Assembly from front connection on Master Cylinder to rear connection on Slave Cylinder	C24731	1
18. Hydraulic Pipe Assembly from front connection on Slave Cylinder to 4-way Union	C24732	1
19. Clip, securing Hydraulic Pipe to Frame	C8416	1
20. 4-way Union	C17464	1
Bolt, securing 4-Way Union to Front Frame Cross Member	UFB131/26R	1
21. Distance Piece, on Bolt	C2155	1
Nut, Self-Locking, on Bolt	C8667/2	1
22. Hydraulic Pipe Assembly from 4-Way Union to RH front Flexible Hose	C24797	1
23. Hydraulic Pipe Assembly from 4-Way Union to LH front Flexible Hose	C24798	1
24. Front Flexible Hose	C13182	2
25. Locknut, securing Flexible Hoses to Brackets on Front Frame and Stub Axle Carriers	UFN237/L	4
26. Washer, Shakeproof, under Locknuts	C741	4
Hydraulic Pipe Assembly from front Flexible Hose to front Brake Calipers		
Fitted from Chassis No. 1E.10001 to 1E.10429. 1E.30001 to 1E.30442. except 1E.10427	C17393	2
27. Hydraulic Pipe Assembly from front Flexible Hose to RH front Brake Caliper		
Fitted to Chassis No. 1E.10430 and subs. 1E.30443 and subs. Also to 1E.10427	C24734	1
28. Hydraulic Pipe Assembly from front Flexible Hose to LH front Brake Caliper		
Fitted to Chassis No. 1E.10430 and subs. 1E.30443 and subs. Also to 1E.10427	C24733	1
29. Hydraulic Pipe Assembly from rear intermediate connection on Slave Cylinder to Pipe Connector	C24735	1
30. Clip, securing Hydraulic Pipe to Toe Board	C1040/13	1
Screw, Set, securing Clip	UFS119/4R	1
Washer, Shakeproof, on Setscrew	C723/A	1
Washer, Plain, under Shakeproof Washer	AW102/T	1
31. Pipe Connector	C31187	1
32. Hydraulic Pipe Assembly from Pipe Connector to rear Flexible Hose	C17459	1
33. Clip, securing Hydraulic Pipe to Body Underframe	C5023	4
34. Rear Flexible Hose		
FHC & OTS Models	C30753	1
2+2 Models	C30754	1
35. Locknut, securing Rear Flexible Hose to Bracket on Body	UFN237/L	1
36. Washer, Shakeproof, under Locknut	C741	1
37. Gasket (Copper) at connection of Hose to 3-Way Union	C11239	1
38. 3-Way Union		
FHC & OTS Models	C18834	1
2+2 Models	C25390	1
Screw, Set, securing 3-Way Union to edge of Rear Suspension Cross Member	UFS131/5R	1
Nut, on Setscrew	UFN131/L	1
Washer, Shakeproof, under Nut	C740	1
39. Hydraulic Pipe Assembly from 3-Way Union to RH rear Brake Caliper	C17824	1
40. Hydraulic Pipe Assembly from 3-Way Union to LH rear Brake Caliper	C17825	1

HYDRAULIC BRAKE PIPES S2 4.2

S2 RHD HYDRAULIC BRAKE PIPES

1. Reservoir Assembly for Brake Fluid (complete with Filler Cap and Level Indicator)	C23639	2
2. Filler Cap, with Level Indicator Switch	C23631	2
3. Protective Cap, over Switch Plunger	C23627	2
4. Bracket, on RH. side of Dash for Fluid Reservoir Clamps	C24856	1
Setscrew, securing Bracket to Dash	UFS131/4R	2
Washer, Shakeproof, on Setscrew	C725	2
5. Outer Clamp, mounting Fluid Reservoirs	C24607	1
6. Inner Clamp, mounting Fluid Reservoirs	C24128	1
7. Stud, through Bracket and Clamps	C20235	1
Nut, Self-Locking, on Stud	C8737/1	2
8. Bracket, on RH. side of Dash for Fluid Reservoir	C25481	1
Setscrew, securing Bracket to Dash	UFS131/4R	2
Washer, Shakeproof, on Setscrew	C725	2
Bolt, clamping Reservoir in Bracket	UFB125/20R	1
Nut, Self-Locking, on Bolt	C8737/1	1
9. Clip, mounting Reservoir to LH side of Scuttle	C24619	1
Setscrew, securing Clip to Bracket	UFS125/7R	1
Nut, Self-Locking, on Setscrew	C873711	1
Washer, Plain, under Nut	FW104/T	1
10. Low Pressure Hose, from Fluid Reservoir to Banjo on Master Cylinder		
Standard Transmission	C20072/17	1
Automatic Transmission	C20072/10	1
12. Low Pressure Hose, from Fluid Reservoir to forward intermediate connection on Slave Cylinder	C20072/8	1
13. Clip, securing Low Pressure Hoses	C15886/4	4
14. Hydraulic Pipe, from Master Cylinder to Pipe Connector	C25217	1
15. Pipe Connector	C3923	1
16. Hydraulic Pipe Assembly, from Pipe Connector to rear connection on Slave Cylinder	C25218	1
17. Hydraulic Pipe, from intermediate connection on Slave Cylinder to 3-Way Union	C26095	1
18. 3-Way Union, on Front Frame Fixing Bolt	C25390	1
19. Distance Piece, under 3-Way Union	C25391	2
20. Hydraulic Pipe Assembly, from 3-Way Union to RH Front Flexible Hose	C25220	1
21. Hydraulic Pipe Assembly, from 3-Way Union to LH Front Flexible Hose	C25221	1
22. Front Flexible Hose	JLM9702	2
23. Nut, securing Flexible Hoses to Brackets	UFN237/L	4
24. Washer, Shakeproof, under Nut	C741	4
25. Hydraulic Pipe Assembly, from Front Flexible Hoses to RH Front Brake Caliper	C30443	1
26. Hydraulic Pipe Assembly, from Front Flexible Hoses to LH Front Brake Caliper	C30443	1
27. Hydraulic Pipe Assembly, from front connection on Slave Cylinder to 3-Way Union	C26096	1
28. 3-Way Union, on Dash	C25519	1
29. Distance Piece, under Union	C8136	1
Setscrew, securing Union	UFS131/10R	1
Washer, Shakeproof. on Setscrew	C725	1
30. Hydraulic Pipe Assembly, from 3-Way Union to Rear Flexible Hose	C26257	1
Hydraulic Pipe Assembly, from 3-Way Union to Rear Flexible Hose	C25715	1

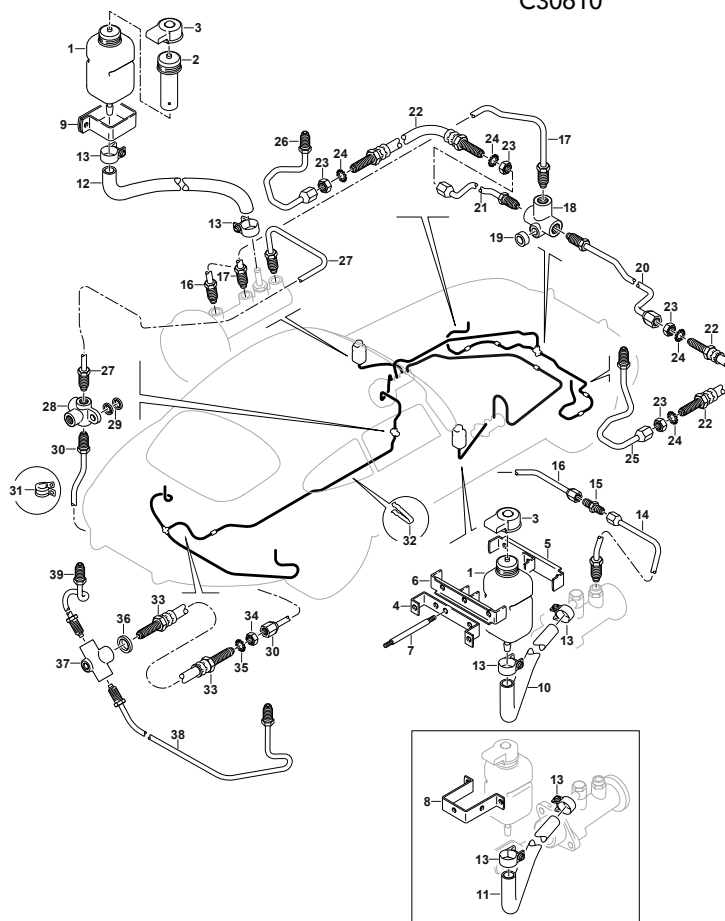
HYDRAULIC BRAKE PIPES S2 4.2

31. Clip, securing Hydraulic Pipe to Dash	C1040/29	1
Screw, Self-Tapping. securing Clip	D2Z410/6C	1
32. Spring Clip, securing Hydraulic Pipe to LH Underframe Side Member	C27104	4
33. Rear Flexible Hose		
OTS and FHC Models	C30753	1
2+2 Model	C30754	1
34. Nut, securing Hose to Body Bracket	UFN237/L	1
35. Washer, Shakeproof. under Nut	C741	1
36. Copper Gasket, between Hose and 3-Way Union	C11239	1
37. 3-Way Union, on Rear Suspension Cross Member		
OTS and FHC Models	C18834	1
2+2 Model	C25390	1
Setscrew, securing 3-Way Union		
OTS and FHC Models	UFS131/5R	1
2+2 Model	UFS131/9R	1
Nut, on Setscrew	UFN131/L	1
Washer, Shakeproof. under Nut	C740	1
38. Hydraulic Pipe Assembly, from 3-Way Union to RH Rear Brake Caliper		
OTS and FHC Models	C30495	1
2+2 Model	C30609	1
39. Hydraulic Pipe Assembly, from 3-Way Union to LH Rear Brake Caliper		
OTS and FHC Models	C30496	1
2+2 Model	C30610	1



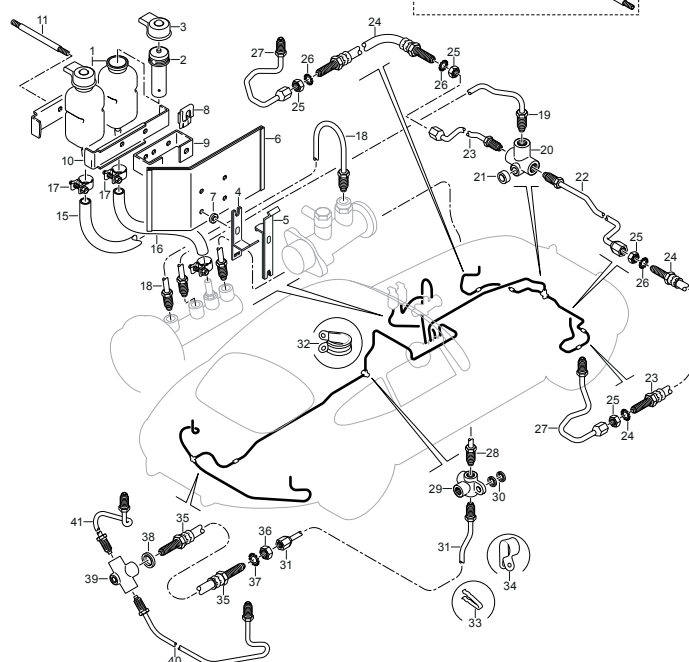
BRAKE PIPE KITS

S2 4.2	GB5514 (RHD)
	GL5514 (LHD)
2+2	GB5534 (RHD)
	GL5514/2+2 (LHD)



HYDRAULIC BRAKE PIPES S2 4.2

S2 LHD HYDRAULIC BRAKE PIPES



1. Reservoir Assembly, for Brake Fluid, complete	C23639	2
2. Filler Cap, with Level Indicator Switch	C23631	2
3. Protective Cap, over Switch Plunger	C23627	2
4. Bracket, fixing Reservoir Bracket to LH Side Member	C17812	2
4a. Clamping Piece, and mounting for lower Heat Shield	C26490	2
Setscrew, securing Bracket and Clamping Piece	UFS125/9R	2
Nut, on Setscrew	UFN125/L	2
Washer, Shakeproof, under Nut	C724	2
5. Heat Shield Assembly, protecting Reservoirs		
Manual Steering	C18695	1
Power Steering	C30735	1
Setscrew, securing Shield and Reservoir Bracket to Fixing Brackets	UFS131/7R	4
6. Spacer, on Setscrews		
Manual Steering Only	C18696	4
Washer, Shakeproof, on Setscrew	C725	4
Washer, Plain, on Setscrews	FW105/T	6
Nut, on lower Setscrews	UFN131/L	2
7. Captive Nut, receiving upper Setscrews	C21255	2
8. Bracket, Mounting Fluid Reservoirs	C20234	1
9. Clamp, securing Reservoirs to Bracket	C19497	2
10. Stud, through Bracket and Clamp	C20235	2
Nut, Self-Locking, on Stud	C8737/1	4
11. Outer Clamp, mounting Fluid Reservoirs	C24607	1
12. Inner Clamp, mounting Fluid Reservoirs	C24128	1
13. Stud, through Bracket and Clamp	C20235	1
Nut, Self-Locking, on Stud	C8737/1	2

HYDRAULIC BRAKE PIPES S2 4.2

14. Low Pressure Hose, from Fluid Reservoir to Banjo on Master Cylinder	C20009	1
15. Low Pressure Hose, from Fluid Reservoir to forward intermediate connection on Slave Cylinder	C20072/7	1
16. Clip, securing Low Pressure Hoses	C15886/4	4
17. Hydraulic Pipe, from Master Cylinder to rear connection on Slave Cylinder	C25672	1
18. Hydraulic Pipe Assembly, from rear intermediate connection on Slave Cylinder to 3-Way Union	C26095	1
19. 3-Way Union, on Front Frame Fixing Bolt	C25390	1
20. Distance Piece, under Union	C25391	2
21. Hydraulic Pipe Assembly, from 3-Way Union to RH Front Flexible Hose	C25220	1
22. Hydraulic Pipe Assembly, from 3-Way Union to LH Front Flexible Hose	C25221	1
23. Front Flexible Hose	JLM9702	2
24. Nut, securing Flexible Hoses to Brackets	UFN237/L	4
25. Washer, Shakeproof, under Nut	C741	4
26. Hydraulic Pipe Assembly, from Front Flexible Hoses to Front Calipers	C30443	2
28. Hydraulic Pipe Assembly, from front connection on Slave Cylinder to 3-Way Union on Dash	C26096	1
29. 3-Way Union on Dash	C25519	1
30. Distance Piece, under Union	C8136	1
Setscrew, securing Union	UFS131/10R	1
Washer, Shakeproof, on Setscrew	C725	1
31. Hydraulic Pipe Assembly, from 3-Way Union to Rear Flexible Hose	C26257	1
OTS and FHC Models		
Hydraulic Pipe Assembly, from 3-Way Union to Rear Flexible Hose	C25715	1
2+2 Model		
32. Clip, securing Hydraulic Pipe to Dash	C1040/29	1
Screw, Self-tapping, securing Clip	DZZ410/6C	1
33. Spring Clip, securing Hydraulic Pipe to LH Underframe Side Member		
Fitted up to Chassis No. 1R.11051 (OTS), 1R.27050 (FHC), 1R.42849 (2+2)	C27104	1
33a. Clip, securing Hydraulic Pipe and Rear Vapour Return Pipe to LH Underframe Side Member		
Fitted from Chassis No. 1R.11052 (OTS), 1R.27051 (FHC), 1R.42850 (2+2)	C20414	4
Screw, Self-tapping, securing Clip		
Fitted from Chassis No. 1R.11052 (OTS), 1R.27051 (FHC), 1R.42850 (2+2)	DZZ806/6F	4
34. Rear Flexible Hose		
OTS and FHC Models	C30753	1
2+2 Model	C30754	1
35. Nut, securing Hose to Body Bracket	UFN237/L	1
36. Washer, Shakeproof, under Nut	C741	1
37. Copper Gasket, between Hose and 3-Way Union	C11239	1
38. 3-Way Union, on Rear Crossmember		
OTS and FHC Models	C18834	1
2+2 Model	C25390	1
Setscrew, securing Union	UFS131/5R	1
Nut, on Setscrew	UFN131/L	1
Washer, Shakeproof, on Setscrew	C740	1
39. Hydraulic Pipe Assembly, from 3-Way Union to RH Rear Brake Caliper		
OTS and FHC Models	C30495	1
2+2 Model	C30609	1
40. Hydraulic Pipe Assembly, from 3-Way Union to LH Rear Brake Caliper		
OTS and FHC Models	C30496	1
2+2 Model	C30610	1

ROAD WHEELS...

131 • DAYTON WIRE WHEELS

132 • WHEELS & ACCESSORIES





Dayton Wire Wheels are made by skilled craftsmen in the USA, and come with a comprehensive manufacturer's warranty.

The stainless steel spokes cannot rust, providing twice the fatigue resistance of the chrome plated equivalent (fully tested to the Society of Automotive Engineers' specification J328 for fatigue resistance).

The spokes are also swaged, which gives them a smooth brilliant finish and provides an even distribution of stress. They are thicker at the hub and tapered to the rim. The centre locating hole is precisely machined to each vehicle's original wheel specification, allowing smooth running.

The individual parts are expertly polished, including both sides of the rims. Each wheel is hand-tightened and gauged for concentricity. Spokes are pre-loaded with even tension for durability and precise wheel alignment. Periodic retreating and retightening are not required.



JW156
E-TYPE SERIES 1

15 x 6J
CURLY HUB
CENTRE LACED

TUBELESS



D455T
E-TYPE SERIES 1

15 x 5J
CURLY HUB

TUBELESS



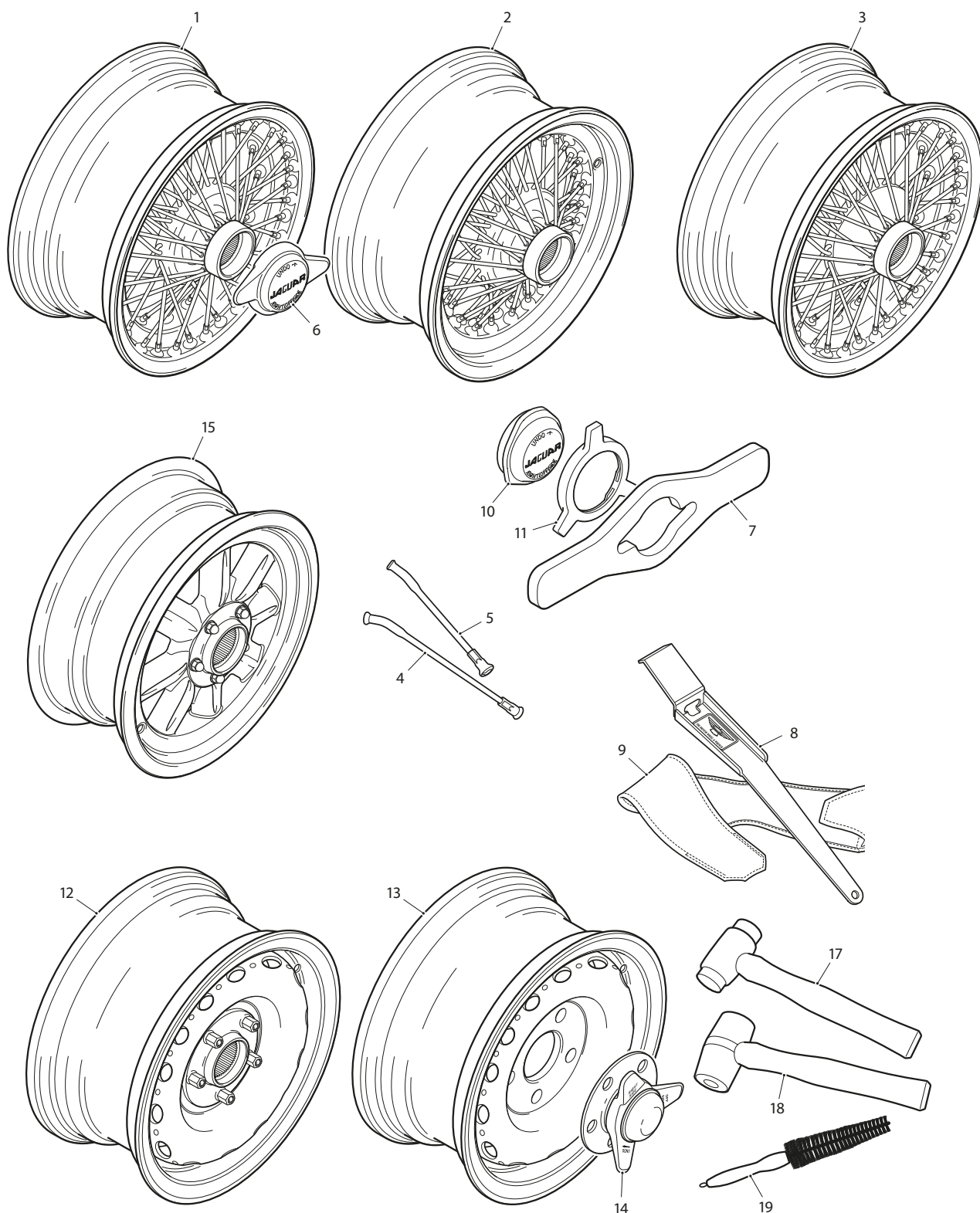
D472T
E-TYPE SERIES 2

15 x 5J
FLAT HUB

TUBELESS

SEE PAGES 134-135 FOR MORE DETAILS AND ADDITIONAL WIRE WHEELS

WHEELS & ACCESSORIES



ROAD WHEELS & ACCESSORIES

WHEELS & ACCESSORIES

1. Wire Wheel - Curly Hub		
15 x 5J	D455T	5
15 x 6J	JB156	5
16 x 6J	JB166	5
2. Wire Wheel - Centre Laced		
15 x 6J	JW156	5
3. Wire Wheel - Flat Hub		
15 x 5J	D472T	5
15 x 6J	EB156	5
15 x 7J	EB157	5
16 x 7J	EB167	5
4. Wire Wheel Spokes - Long	7796D	A/R
5. Wire Wheel Spokes - Short		
S1	7801D	A/R
S2	C37426	A/R
6. Two Eared Chrome Spinner		
RH	C1102	2
LH	C1103	2
7. Two Eared Spinner Wooden Removal Tool	SBS9306	1
8. Two Eared Spinner Removal Tool	AC1016	1
9. Two Eared Spinner Removal Tool Pouch	AC1016P	1
10. Three Eared Continental Spinner		
RH	C28684/1	2
LH	C28685/1	2
11. Three Eared Spinner Removal Tool	C28687/1	1
12. Alloy Centre Lock Wheel - Splined Hub Fitment		
15 x 6J	WD6A	5
15 x 7J	WD7A	5
13. Alloy Centre Lock Wheel - Bolt on Hub Fitment		
15 x 6J	WD6B	5
15 x 7J	WD7B	5
14. Dummy Spinner Set for Alloy Wheels	WSD1	1
15. Minilite Wheel		5
15 x 6J	MINILW156	
15 x 7J	MINILW157	5
15 x 8J	MINILW158	5
15 x 9J	MINILW159	5
17. Copper/Hide Hammer	C992	1
18. Lead (Mazak/Zinc) Hammer	C27290*	1
19. Wire Wheel Cleaning Brush	SBS9200	1



SBS9306
SPINNER REMOVAL TOOL



C992
THOR COPPER/HIDE HAMMER



C1102 / C1103
TWO EARED CHROME SPINNERS



SBS9200
WIRE WHEEL CLEANING BRUSH
AGWC
AUTOGLYM WHEEL CLEANER



COOLING SYSTEM...

135 • S1 3.8 COOLING SYSTEM

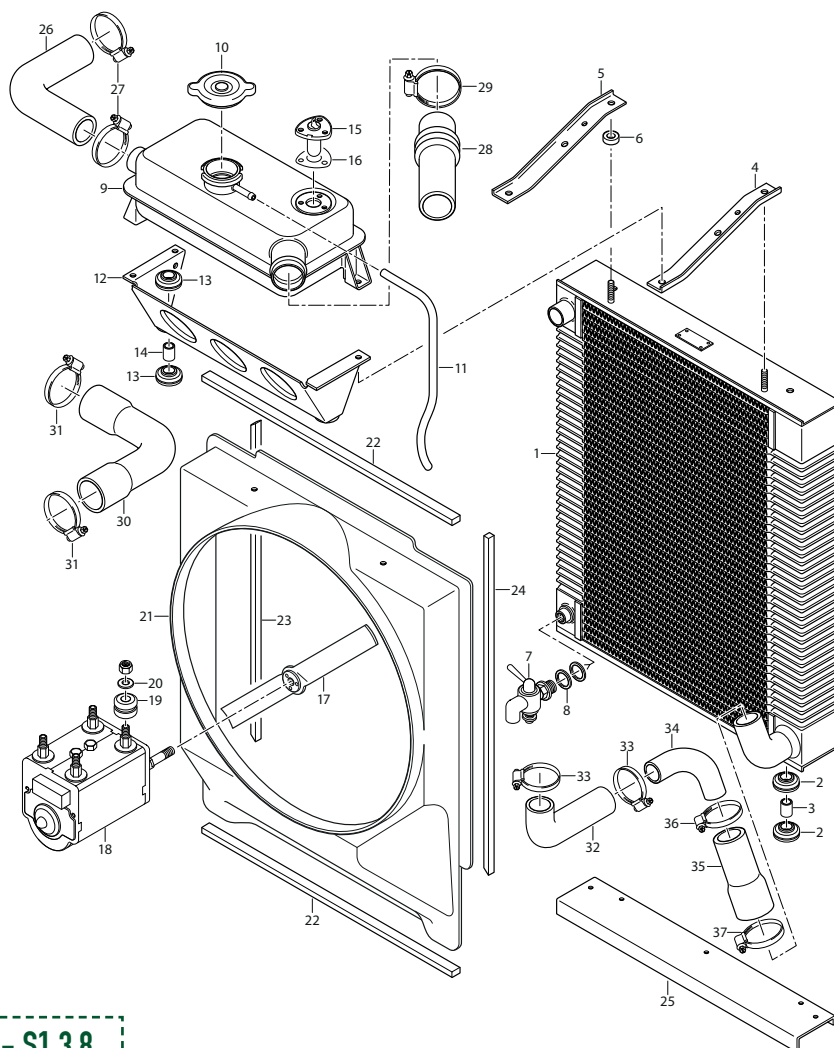
137 • COOLING UPGRADES

138 • S1 4.2 COOLING SYSTEM

139 • SILICONE HOSE KITS

140 • S2 4.2 COOLING SYSTEM

COOLING SYSTEM: SERIES 1 3.8



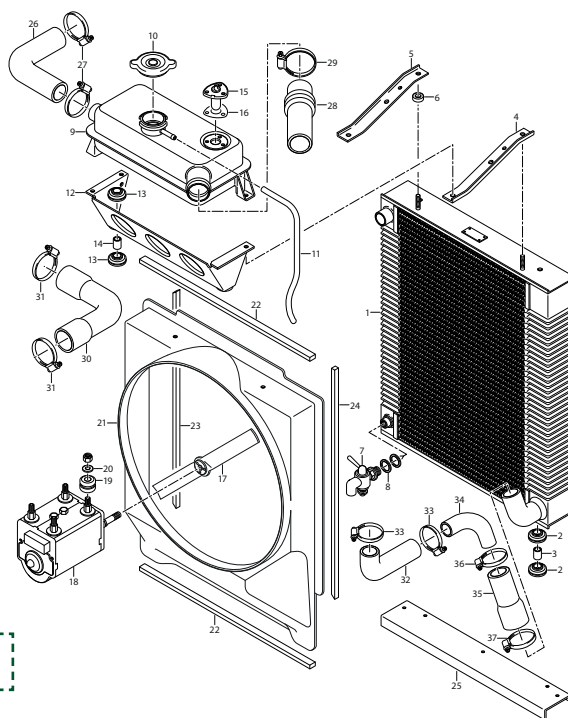
COOLING SYSTEM - S1 3.8

1. Radiator Block Assembly	C16770	1	10. Filler Cap (4 lbs. pressure)	C18460	1
2. Rubber Mounting Pad, for Radiator Block	C8975	4	Radiator Header Tank Assembly		
3. Distance Collar, through Pads	C18283	2	Fitted to Chassis No. 850657 and		
Nut, securing Radiator Block to Front Sub-Frame	C8737/3	2	subs. 879044 and subs. 861091 and		
Washer, Plain, under Nuts	BD541/2	2	subs. 888241 and subs.	C21512	1
4. Tie Bar, RH, between Radiator Block and			Filler Cap (9 lbs. pressure)	C18485	1
Header Tank Support Bracket	C16764	1	11. Rubber Overflow Pipe, for Header Tank	BD4052/1	1
5. Tie Bar, LH, between Radiator Block and			12. Bracket Assembly supporting		
Header Tank Support Bracket	C16765	1	Header Tank	C16768	1
6. Distance Piece, under forward end of The Bars	C16766	2	13. Rubber Mounting Pad, for Support Bracket	C8975	4
Nut, Self-Locking, securing Tie Bars			14. Distance Collar, through Pads	C8976	2
to Radiator Block	C8737/2	2	Bolt, securing Support Bracket to		
7. Drain Tap for Radiator Block	C2354	1	Cross Member	UFB137/10R	2
8. Fibre Washer, on Drain Tap	C316	A/R	Washer, Plain, on Bolts	BD541/2	2
9. Radiator Header Tank Assembly			Screw, Set, securing Header Tank to Support		
Fitted from Chassis No. 850001 to 850656.			Bracket and securing Radiator Tie Bars	UFS131/5R	2
875001 to 879043. 860001 to 861090.			Screw, Set, securing Header Tank to Support		
885001 to 888240.	C16998	1	Bracket and securing Radiator Tie Bars	UFS131/6R	1
			Nut, Self-locking, on Setscrews	C8667/2	3

COOLING SYSTEM: S1 3.8

(CONTINUED FROM PAGE 135)

15. Thermostat in Header Tank, controlling Electric Cooling Fan	C18559	1	Screw, Set, securing Cowl to Bracket	UFS125/6R	2
16. Gasket, under Thermostat	C2475	1	Distance Washer, on Setscrews	BD541/9	2
Screw, Set, securing Thermostat	UFS419/4H	3	Nut, Self-Locking, on Setscrews	C8667/1	2
Washer, on Setscrews	AW102/E	3	Washer, Plain, under Nuts	FW104/T	2
17. Cooling Fan Assembly	C16687	1	25. Duct Shield, between lower edge of Radiator and Subframe Cross Tube	C18282	1
Nut, Self-Locking, securing Fan to Motor	C8667/1	1	Clip, for fixing of Duct Shield to Sub-Frame	C1040/20	3
Washer, Plain, under Nut	FW104/T	1	Screw, Set, securing Duct Shield	UFS125/4R	5
18. Electric Motor, driving Fan	C16452	1	Nut, Self-Locking, on Setscrews	C8737/1	5
19. Grommet, in Mounting Bracket	C18110	4	Washer, Plain, at Clip fixing	FW104/T	3
20. Washer, under Grommets	C18123	4	26. Elbow Hose, connecting Radiator to Header Tank	C16767	1
Nut, Self-Locking, securing Electric Motor to Mounting Bracket on Cross Member	C8667/17	4	27. Clip, securing Hose	C2905/4	2
Washer, Plain, under Nuts	C18111	4	28. Hose, connecting Header Tank to outlet elbow on Engine	C12424	1
21. Cowl, surrounding Cooling Fan	C18109	1	Hose, connecting Header Tank to outlet elbow on Engine	C21489	1
22. Sealing Strip (Polyurethane) at top and bottom of Cowl	C18107/1	2	29. Clip, securing Hose	C2905/4	2
23. Sealing Strip (Polyurethane) at LH Side of Cowl	C18106	1	30. Bypass Hose	C7548	1
24. Sealing Strip (Polyurethane) at RH Side of Cowl	C18108	1	31. Clip, securing By-Pass Hose	C2905/4	2
Bolt, securing Cowl to Radiator Tie Bars	UFB125/8R	2	32. Elbow Hose, connecting Water Pump to Pipe	C12630	1
Distance Piece, between Cowl and Tie Bars	C15712	2	33. Clip, securing Hose to Pipe	C2905/5	1
Nut, Self-Locking, on Bolts	C8667/1	2	Clip, securing Hose to Water Pump	C2905/4	1
Washer, Plain, under Nuts	FW104/T	2	34. Pipe, connecting Hoses	C16999	1
Bracket, under Radiator Block, for mounting of Cowl and Duct Shield	C18105	2	35. Hose, connecting Pipe to bottom of Radiator	C15099	1
			36. Clip, securing Hose to Pipe	C2905/5	1
			37. Clip, securing Hose to Radiator	C2905/4	1




COOLING SYSTEM - S1 3.8

UPGRADE COOLING...

The sleek body lines of the E-Type define it as arguably one of the most beautiful cars ever made; this beauty however, comes at a price in the form of limited access to the radiator through the grille for cooling air.

Take the worry out of long journeys with our range of cooling upgrades...



ALUMINIUM RADIATORS

High efficiency alloy radiators fit as original and accept the original fan cowl. Featuring a twin 32 core, these radiators offer up to 50% better cooling, and also save weight.

S1 3.8 C16770A/1 / C16770A/2 (WITH FAN & COWL)
S1 4.2 C24252A/1 / C24252A/2 (WITH FAN & COWL)
S2 C28274A/1 / C28274A/2 (WITH FAN & COWL)



UPDATED HEADER TANKS

Brass and Aluminium Header Tanks offer better rust resistance and save weight over the originals.

EARLY S1 3.8 C16998B (BRASS) / C16998A (ALUMINIUM)
LATE S1 3.8 C21512B (BRASS) / C21512A (ALUMINIUM)
S1 4.2 C24570B (BRASS) / C24570A (ALUMINIUM)



FAN & COWL UPGRADES

A straight replacement for the original fan cowl, these updated cowls with fans included offer up to 50% better cooling whilst pulling fewer amps.

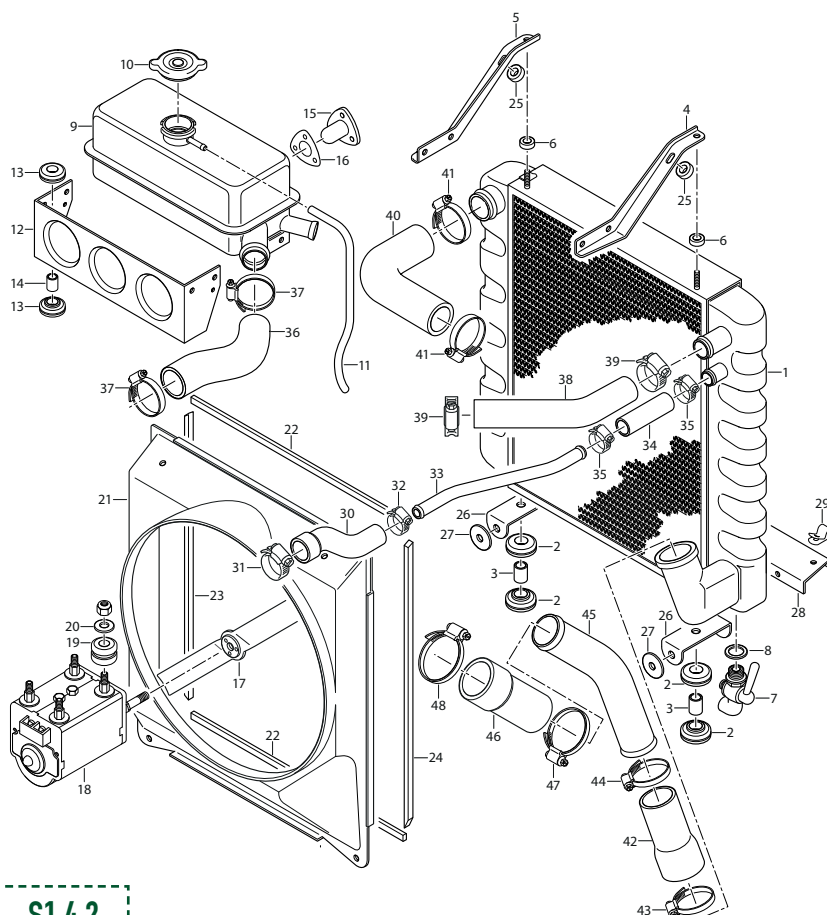
S1 C16687U
S2 C28130U



These bespoke cooling fan upgrade kits use a Revotec electronic fan controller, a COMEX electronic cooling fan and vehicle-specific engineered mounting brackets. The kits contain slimline and waterproof suction fans, laser cut aluminium mounting brackets, a 35mm Revotec electronic fan controller, earth wire kit, bolts and fittings. Fitting instructions are also supplied.

S1 SBS1221 / S2 SBS1300

COOLING SYSTEM: S1 4.2



COOLING SYSTEM - S1 4.2

1. Radiator Block Assembly	C24252	1	14. Distance Collar, through Mounting Pads	C8976	2
2. Mounting Pad (Rubber) for Radiator Block	C8975	4	4 Bolt, securing Support Bracket to Cross Member	UFB137/10R	2
3. Distance Collar, through Mounting Pads	C18283	2	Washer, Plain, on Bolts	BD541/2	2
Nut, Self-Locking, securing Radiator Block to Front Sub Frame	C8737/3	2	Screw, Set, securing Header Tank and Radiator Tie Bars to Support Bracket	UFS131/5R	4
Washer, Plain, under Nuts	BD541/2	2	Washer, Shakeproof, on Setscrews	C725	4
4. RH Tie Bar, between Radiator Block and Header Tank Support Bracket	C24583/84	1	15. Thermostat in Header Tank, controlling Electric Cooling Fan	C18559	1
5. LH Tie Bar, between Radiator Block and Header Tank Support Bracket	C24583/84	1	16. Gasket, under Thermostat	C2475	1
6. Distance Piece, under forward end of Tie Bars	BD25765	2	Screw, Set, securing Thermostat to Header Tank	UFS119/4R	3
Nut, Self-Locking, securing Tie Bars to Radiator Block	C8737/2	2	Washer (Copper) on Setscrews	AW102/E	3
7. Drain Tap for Radiator Block	C25126	1	17. Cooling Fan Assembly	C16687	1
8. Washer (Fibre) on Drain Tap	C981	1	Nut, Self-Locking, securing Fan to Motor	C8667/1	1
9. Radiator Header Tank Assembly	C24570	1	Washer, Plain, under Nut	FW104/T	1
Radiator Header Tank Assembly	C24570A	1	18. Electric Motor, driving Fan	C16452	1
Radiator Header Tank Assembly	C24570B	1	19. Grommet (Rubber) in Mounting Bracket	C18110	4
10. Filler Cap (7 lb. Pressure)	C18484	1	Nut, Self-Locking, securing Electric Motor to Mounting Bracket on Front Cross Member	C8667/17	4
11. Overflow Pipe (Rubber) for Header Tank	BD4052/1	1	20. Washer, Plain, under Nuts	C18111	4
12. Bracket Assembly, supporting Header Tank	C24576	1	21. Cowl, surrounding Cooling Fan	C24585	1
13. Mounting Pad (Rubber) for Support Bracket	C8975	4			

COOLING SYSTEM: S1 4.2

22. Sealing Strip (Polyurethane) at top and bottom of Cowl	C18107/1	2	31. Clip, securing Hose to Water Outlet Pipe	C2905/3	1
23. Sealing Strip (Polyurethane) at LH side of Cowl	C18106	1	32. Clip, securing Hose to By-Pass Pipe	C2905/2	1
24. Sealing Strip (Polyurethane) at RH side of Cowl	C18108	1	33. Bypass Pipe	C24581	1
Bolt, securing Cowl to Radiator Tie Bars	UFB125/8R	2	34. Hose, from Bypass Pipe to RH side of Radiator	C14999	1
25. Distance Piece, on Bolts	C15712	2	35. Clip, securing Hose	C2905/2	2
Nut, Self-Locking, on Bolts	C8667/1	2	36. Hose, between Water Outlet Pipe on Inlet Manifold and Header Tank	C24579	1
Washer, Plain, under Nuts	FW104/T	2	37. Clip, securing Hose	C2905/6	2
26. Bracket, under Radiator Block, mounting Cowl and Duct Shield	C18105	2	38. Elbow Hose, connecting Header Tank to RH side of Radiator	C24578	1
Screw, Set, securing Cowl to Bracket	UFS125/6R	2	39. Clip, securing Hose	C2905/3	2
27. Distance Washer, on Setscrews	BD541/9	2	40. Elbow Hose, connecting Header Tank to LH side of Radiator	C16767	1
Nut, Self-Locking, on Setscrews	C8667/1	2	41. Clip, securing Hose	C2905/4	1
Washer, Plain, under head of Setscrews	FW104/T	2	42. Hose, from bottom of Radiator to bottom Water Pipe	C15099	1
28. Duct Shield, between lower edge of Radiator and Subframe Cross Tube	C18282	1	43. Clip, securing Hose to Radiator	C2905/7	1
29. Clip, fixing Duct Shield to Sub-Frame	C1040/20	3	44. Clip, securing Hose to Pipe	C2905/5	1
Screw, Set, securing Duct Shield	UFS125/4R	5	45. Bottom Water Pipe	C25074	1
Nut, Self-Locking, on Setscrews	C8737/1	5	46. Hose, from bottom Water Pipe to Water Pump	C24604	1
Washer, Plain, at Clip fixings	FW104/T	3	47. Clip, securing Hose to Pipe	C2905/5	1
30. Hose, between Water Outlet Pipe on Inlet Manifold and Bypass Pipe	C24580	1	48. Clip, securing Hose to Pump	C2905/7	1

UPGRADE SILICONE HOSE KITS...

Silicone Hose Kits are suitable for both road and competition use. Their superior performance reduces the risk of component failure and enables higher temperatures and pressure to be maintained in complete confidence.

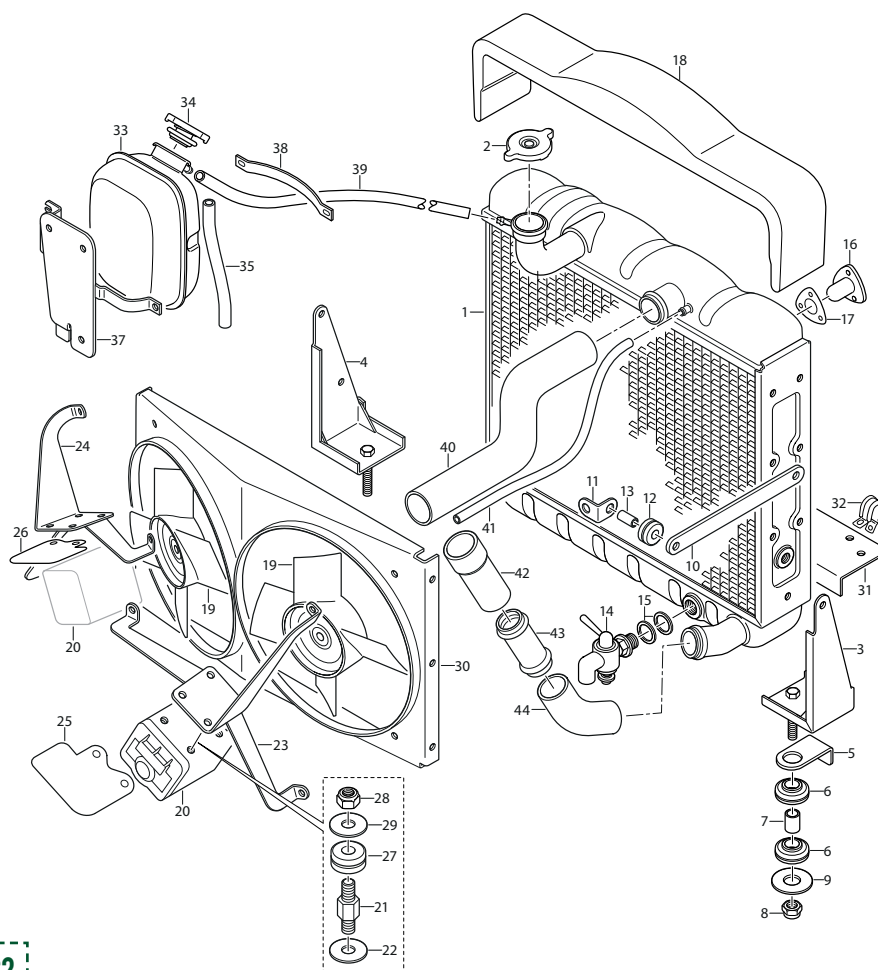


S1 3.8 **HK006S**
(CLOTH WRAPPED) **HK006SCW**

S1 4.2 **HK008S**
(CLOTH WRAPPED) **HK008SCW**

S2 **HK010S**
(CLOTH WRAPPED) **HK010SCW**

COOLING SYSTEM: S2 4.2



COOLING SYSTEM - S2

1. Radiator Block Assembly

Manual Transmission up to Chassis Nos.

1R.1189 - RHD, 1R.9594 - LHD (OTS),
1R.20271 - RHD, 1R.26401 (FHC),
1R.35356 - RHD, 1R.42140 (2+2)

C28274 1

Manual Transmission from Chassis Nos.

1R.1190 - RHD, 1R.9595 - LHD (OTS),
1R.20272 - RHD, 1R.26402 (FHC),
1R.35357 - RHD, 1R.42141 (2+2)

C32081 1

2+2 Cars with Automatic Transmission

up to Chassis Nos. 1R.35356 - RHD,
1R.42140 - LHD (2+2)

C28098 1

2+2 Cars with Automatic Transmission

from Chassis Nos. 1R.35357 - RHD,
1R.42141 - LHD (2+2)

C32080 1

2. Filler Cap, for Radiator

C28365 1

3. Radiator Mounting Bracket, RH

C28280 1

4. Radiator Mounting Bracket, LH

C28281 1

Setscrew, Bracket to Radiator

UFS131/4R 2

Washer, Shakeproof, on Setscrew

C725 2

5. Bracket, under Radiator Block, mounting Duct Shield

C28444 2

6. Mounting Pad (Rubber) for Radiator Block

C8975 4

7. Distance Collar, through Pads

C18283 2

8. Nut, Self-Locking, securing Radiator to Front Sub-Frame

C8737/3 2

9. Washer, Plain, under Nut

BD541/2 2

10. Radiator Side Tie Strut

C28742 2

11. Bracket, for Strut

C28743 2

Setscrew, securing Strut to Bracket

UFS125/8R 2

12. Grommet, on Setscrew

C10126 2

13. Distance Piece, through Grommet

C26484 2

Nut, Self-Locking, on Setscrew

C8667/1 2

Washer, Plain, under Nut

BD541/20 2

14. Drain Tap, for Radiator

C2354 1

15. Fibre Washer, on Drain Tap

C981 A/R

16. Thermostatic Switch, in Radiator for controlling Fan Motor

Fitted up to Eng. Nos. 7R.5263 (SWB),
7R.37489 (2+2)

C26573 1

Fitted from Eng. Nos. 7R.5264 (SWB),
7R.37490 (2+2)

C33598 1

COOLING SYSTEM: S2 4.2

17. Gasket, under Switch	C2475	1	33. Water Expansion Tank, on Bulkhead	C29050	1
Nut, securing Switch	UFN119/L	3	34. Filler Cap (7 lbs)	C18484	1
Washer, Shakeproof, on Setscrew	C723/A	3	35. Overflow Pipe, (Rubber) for Tank	C19798/5	1
Lucar Blade, under Shakeproof Washer, for Earth Connection on Otter Switch	C15789	1	36. Bracket, on Dash, Mounting Expansion Tank	C28318	1
18. Pad (Polyurethane) on Top of Radiator	BD31996	1	37. Mounting Pad (Polyurethane) for Expansion Tank	C28325	1
19. Cooling Fan Assembly	C28150	2	Setscrew, securing Expansion Tank Bracket to Dash		
Nut, Self-Locking, securing Fan to Motor	C8667/1	2	RHD Cars only	UFS419/8H	3
Washer, Plain, under Nut	FW104/T	2	Distance Piece, on Setscrew		
20. Electric Motor, Driving Cooling Fan	C28133	2	RHD Cars only	BD18957/1	3
Fixing Bolt	8643	2	Washer, Shakeproof, on Setscrew		
Cover and Bearing (Commutator End)	8562	2	RHD Cars only	C723/A	3
Brush Gear	8563	2	Setscrew, securing Expansion Tank Bracket to Dash		
Armature	8564	2	LHD Cars only	UFS419/4H	3
Field Coil	NSS	2	Washer, Shakeproof, on Setscrew		
Bearing Bracket	8566	2	LHD Cars only	C723/A	3
Dust Cover for Bearing Bracket	8567	2	38. Front Strap, clamping Tank into Bracket	C28321	1
21. Stud, for Motor mounting	NSS	4	Setscrew, securing Front Strap to Rear Strap	UFS119/7R	2
22. Washer, Plain, under Stud	C18123	4	Nut, on Setscrew	UFN119/L	2
23. Bracket, RH, for mounting Cooling Fan Motor	C28151	1	Washer, Shakeproof, on Setscrew	C723/A	2
24. Bracket, LH, for mounting Cooling Fan Motor	C28152	1	39. Hose, from Radiator to Expansion Tank		
25. Plastic Shield, for RH Cooling Fan Motor	C28144/93	1	RHD Cars only	C28328/2	1
26. Plastic Shield, for LH Cooling Fan Motor	C28144/93	1	LHD Cars only	C28328/1	1
27. Grommet, mounting Cooling Fan Motor	C18110	8	Clip, securing Hose		
28. Nut, Self-Locking, securing Cooling Fan Motor to Brackets	C8667/17	8	40. Hose, from top of Radiator to Water Manifold		
29. Washer, Plain, under Nut (131670)	C18111	8	Chassis Nos. 1R.1195 - RHD, 1R.9642 - LHD (OTS), 1R.20277 - RHD, 1R.26428 - LHD (FHC), 1R.35373 - RHD, 1R.42177 - LHD (2+2)	C28163	1
Setscrew, securing Fan Motor Brackets to Fan Cowl	UFS119/4R	6	Chassis Nos. 1R.1196 - RHD, 1R.9643 - LHD (OTS), 1R.20278 - RHD, 1R.26429 - LHD (FHC), 1R.35374 - RHD, 1R.42178 - LHD (2+2)	C32079	1
Nut, Self-Locking, on Setscrews	C8667/17	6	Clip, securing Hose	C2905/5	2
30. Fan Cowl			41. Hose, from Radiator to Thermostat Bleed	C23548/2	1
Chassis Nos. 1R.1183 - RHD, 1R.9456 - LHD (OTS), 1R.20260 - RHD, 1R.26313 - LHD (FHC), 1R.35332 - RHD, 1R.42012 - LHD (2+2)	C28130	1	Clip, securing Hose	C15886/3	2
Chassis Nos. 1R.1184 - RHD, 1R.9457 - LHD (OTS), 1R.20261 - RHD, 1R.26314 - LHD (FHC), 1R.35333 - RHD, 1R.42013 - LHD (2+2)	C32078	1	Fitted to all cars except RHD Power Steering Models		
Setscrew, securing Fan Cowl to Radiator	UFS125/4R	6	42. Hose, from Pump to Connecting Pipe	C29642	1
Washer, Shakeproof, on Setscrew	C724	6	43. Connecting Pipe, between Hoses	C29644	1
31. Duct Shield, between lower edge of Radiator and Sub-Frame Cross Tube	C18282	1	44. Hose, from Connecting Pipe to bottom of Radiator	C29643	1
32. Clip, securing Duct Shield to Sub-Frame Cross Tube	C1040/20	3	Clip, securing Hoses to Pipe and Radiator	C2905/6	3
Setscrew, securing Duct Shield to Clips and Duct Shield Mounting Brackets	UFS125/4R	5	Clip, securing Hose to Pump	C2905/7	1
Nut, Self-Locking, on Setscrews	C8737/1	5	RHD Power Steering Cars only		
Washer, Plain, under Nut	FW104/T	5	Hose, Pump to Radiator (Bottom)	C29850	1
			Clip, securing Hose to Radiator	C2905/6	1
			Clip, securing Hose to Pump	C2905/7	1

EXHAUST SYSTEM...

143 • S1 3.8 EXHAUST SYSTEM

145 • EXHAUST UPGRADES & BELL®

146 • S1 4.2 EXHAUST SYSTEM

149 • S2 EXHAUST SYSTEM

EXHAUST SYSTEM: S1 3.8

1. Complete Exhaust System

Complete Standard Exhaust System	BSSJR015	1
Complete Big Bore Exhaust System with Branch Manifolds	BSSJR015U	1
Complete Sports Exhaust System	BSSJR015S	1

2. Front Downpipe Assembly, from Manifold to Silencer

BSJR55	1
--------	---

3. Rear Downpipe Assembly, from Manifold to Silencer

BSJR56	1
--------	---

4. Flexible Pipe, on Down Pipe (12" long)

C1759SS	1
---------	---

Flange, on Exhaust Pipe

C18401	1
--------	---

5. Gasket, between Down Pipe and Exhaust Manifold

EBC9388*	2
----------	---

Nut, securing Down Pipe to Exhaust Manifold

C17916	8
--------	---

Washer, Spring, under Nuts

FG106/X	8
---------	---

6. Clip securing Downpipe to Silencers

C13063	2
--------	---

Bolt, through Clips

UFB131/22R	2
------------	---

Nut, on Bolts

UFN131/L	2
----------	---

Washer, Plain, under Nuts

FW105/T	2
---------	---

7. Twin Silencer Assembly

Standard BSJR57	1
-----------------	---

Big Bore - 2"	BSJR572	1
---------------	---------	---

Sports	BSJR57S	1
--------	---------	---

Mounting Strap, for Silencers	C17127	2
-------------------------------	--------	---

Stiffener, for Silencers	C18986	1
--------------------------	--------	---

8. Rubber Mounting for suspension of Silencers to Body

JLM9542	4
---------	---

Nut, securing Rubber Mountings to Body	UFN131/L	4
--	----------	---

Washer, Shakeproof, under Nuts	C725	4
--------------------------------	------	---

Screw, Set, securing Silencers to Rubber Mountings

UFS131/7R	4
-----------	---

Spacer, between Silencers and Rubber Mountings

C12027	4
--------	---

Nut, Self-Locking, on Setscrews	C8667/2	4
---------------------------------	---------	---

Washer, Plain, under Nuts	FW105/T	4
---------------------------	---------	---

9. Exhaust Tailpipe Assembly RH

Standard	BSJR83	1
----------	--------	---

Big Bore - 2"	BSJR832	1
---------------	---------	---

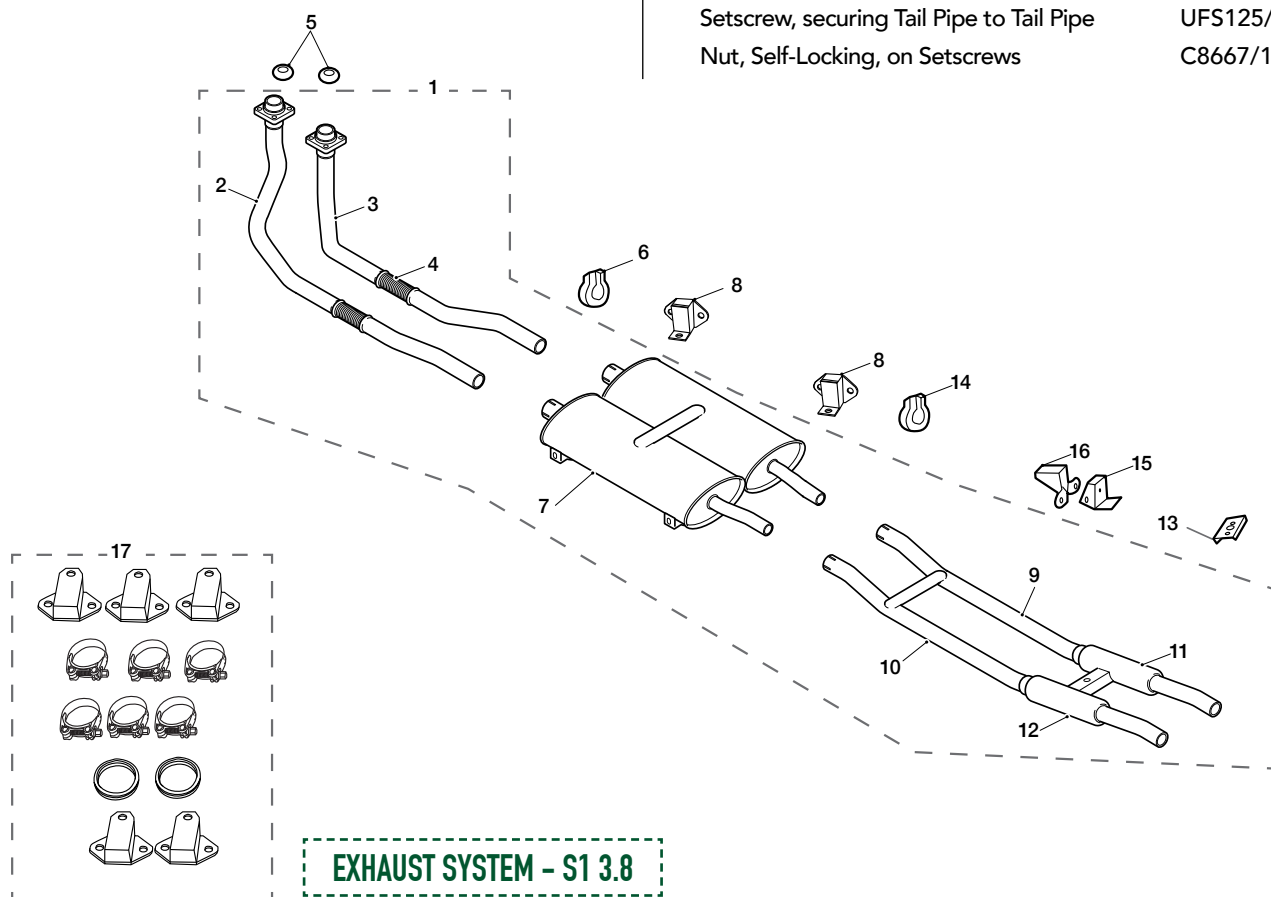
10. Exhaust Tailpipe Assembly LH

Standard	BSJR84	1
----------	--------	---

Big Bore - 2"	BSJR842	1
---------------	---------	---

Setscrew, securing Tail Pipe to Tail Pipe	UFS125/5R	2
---	-----------	---

Nut, Self-Locking, on Setscrews	C8667/1	2
---------------------------------	---------	---

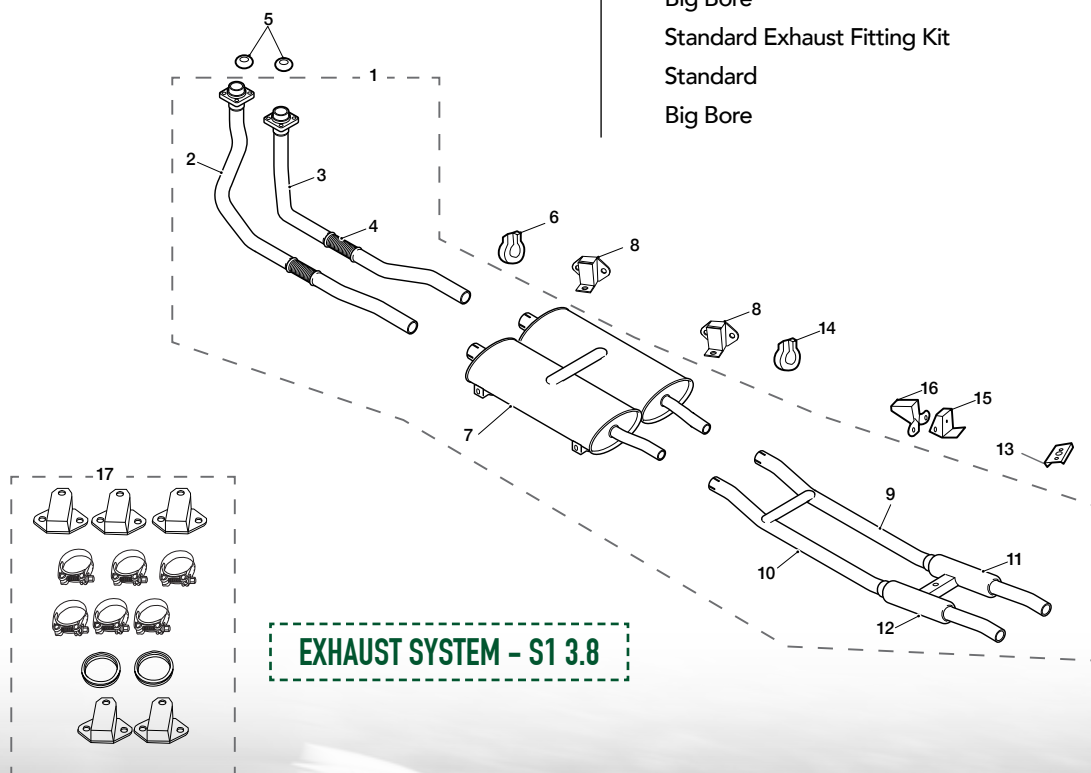


EXHAUST SYSTEM: S1 3.8

(CONTINUED FROM PAGE 143)

11. Silencer Assembly, RH		
Standard	BSJR23	1
Big Bore - 2"	BSJR232	1
12. Silencer Assembly, LH		
Standard	BSJR24	1
Big Bore - 2"	BSJR242	1
13. Tie Plate, between Silencer	C18975	2
Setscrew, securing Tie Plate to Silencers	UFS125/5R	2
Nut, Self-Locking, on Setscrews	C8667/1	2
14. Clip securing Tailpipes to Silencers	C18196	2
Bolt, through Clips	UFB131/22R	2
Nut, on Bolts	UFN131/L	2
Washer, Plain, under Nuts	FW105/T	2

15. Rubber Mounting for suspension of Tailpipes to Body	1363	1
Screw, Set, securing Mounting to Tail Pipes	UFS131/6R	1
Nut, on Setscrews	UFN131/L	1
Washer, Shakeproof, under Nut	C725	1
16. Bracket for fixing of Rubber Mounting to Body	C17462	1
Nut, Self-Locking, securing Bracket to Boot Floor	C8667/2	2
Screw, Set, securing Rubber Mounting to Bracket	UFS131/5R	2
Nut, on Setscrews	UFN131/L	2
Washer, Shakeproof, under Nuts	C725	2
Hooked Safety Bracket, on Setscrews	C19018	1
17. Stainless Steel Exhaust Fitting Kit		
Standard	BSSFK006	1
Big Bore	BSSFK018	1
Standard Exhaust Fitting Kit		
Standard	EFK006	1
Big Bore	EFK018	1



UPGRADE EXHAUST...



STAINLESS STEEL EXHAUST MOUNTINGS

Eradicate the risk of corrosion compared to the standard steel types.

EXHAUST BRACKET	C19018SS
SILENCER STRAP (2+2 ONLY)	C26152SS (UPPER) C26153SS (LOWER)
EXHAUST TIE PLATE	C18975SS



FRONT PIPE REPAIR FLEX

Produced in stainless steel, this is designed to clamp onto the downpipe without the need for welding, making it a much quicker and cost efficient replacement.

FITS ALL MODELS	C1759SS
-----------------	---------



BRANCH MANIFOLDS

Tubular manifolds that allow better exhaust gas flow compared to standard cast manifolds.

BIG BORE 2"	SBS9401 (NO LINK PIPES)
2" - 1.75"	SBS8402 (WITH LINK PIPES)
MANIFOLD SET	SBS9419 (WITH LINK PIPES)
LINK PIPES SWB	SBS9401/1
LINK PIPES LWB	SBS9401/2

With lifelong guarantees on all silencer and exhaust systems, BELL use modern fabrication methods to produce the highest quality products.
SNG Barratt stocks a wide range of options for the E-Type...

STAINLESS STEEL EXHAUST FITTING KITS

SWB	BSSFK006
2+2	BSSFK007
BIG BORE SWB	BSSFK018



BELL

COMPLETE STAINLESS STEEL SPORTS EXHAUST SYSTEMS

S1 3.8	BSSJR015S
S1 4.2	BSSJR016S
S2	BSSJR017S

EXHAUST SYSTEM: S1 4.2

S1 4.2 FHC & OTS EXHAUST SYSTEM

1. Complete Exhaust System

Complete Standard Exhaust System	BSSJR016	1
Complete Sports Exhaust System	BSSJR016S	1
Complete Big Bore Exhaust System with Branch Manifolds	BSSJR016U	1
Complete Big Bore Exhaust System to fit Original Manifolds	BSSJR216	1
Complete Sports Big Bore Exhaust System to fit Original Manifolds	BSSJR216S	1

2. Front Downpipe Assembly from Manifold to Silencer

Standard	BSJR55	1
Big Bore - 2"	BSJR552	1
Big Bore - 1.75" - 2"	BSJR55BB	1
Flexible Pipe on Downpipe	C1759SS	1
Flange on Downpipe	C18401	1

3. Rear Downpipe Assembly from Manifold to Silencer

Standard	BSJR56	1
Big Bore - 2"	BSJR562	1
Big Bore - 1.75" - 2"	BSJR56BB	1
Flexible Pipe on Downpipe	C1759SS	1
Flange on Downpipe	C18401	1

4. Sealing Ring	EBC9388*	2
Nut, Manifold to Pipe	C17916#	8
Washer, on Nuts	FW106T	8
5. Clip, securing Downpipes to Silencers	GEX9008	2
Bolt, through Clips	BH605221J#	2
Nut, on Bolts	JLM9684	2
Washer, under Nuts	FW105T	2

6. TWIN SILENCERS ASSEMBLY

Standard	BSJR57	1
Sports	BSJR57S	1
Big Bore - 2"	BSJR572	1

7. Rubber Mounting for Twin Silencers

Screw, securing Mountings to Silencers	UFS131/6R	4
Nut, on Screws	C8667/2	4
Nut, securing Mountings to Body	UFN131/L	8
Washer, under Nuts	C725	8

8. Interpipe Assembly RH

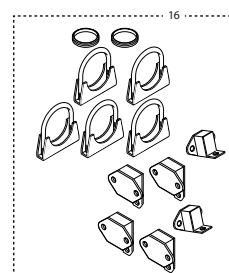
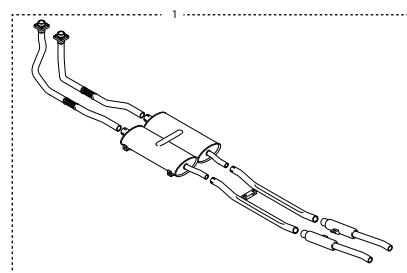
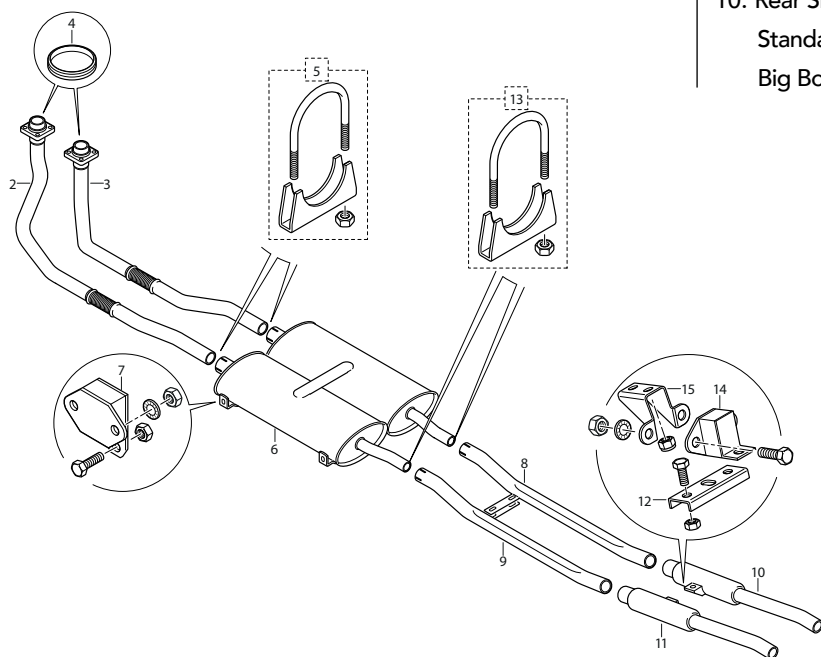
Standard	BSJR83	1
Big Bore - 2"	BSJR832	1

9. Interpipe Assembly LH

Standard	BSJR84	1
Big Bore - 2"	BSJR842	1
Screw, securing Interpipes	UFS125/5R	2
Nut, on Screws	C8667/1	2

10. Rear Silencer and Tail Pipe RH

Standard	BSJR85	1
Big Bore - 2"	BSJR852	1



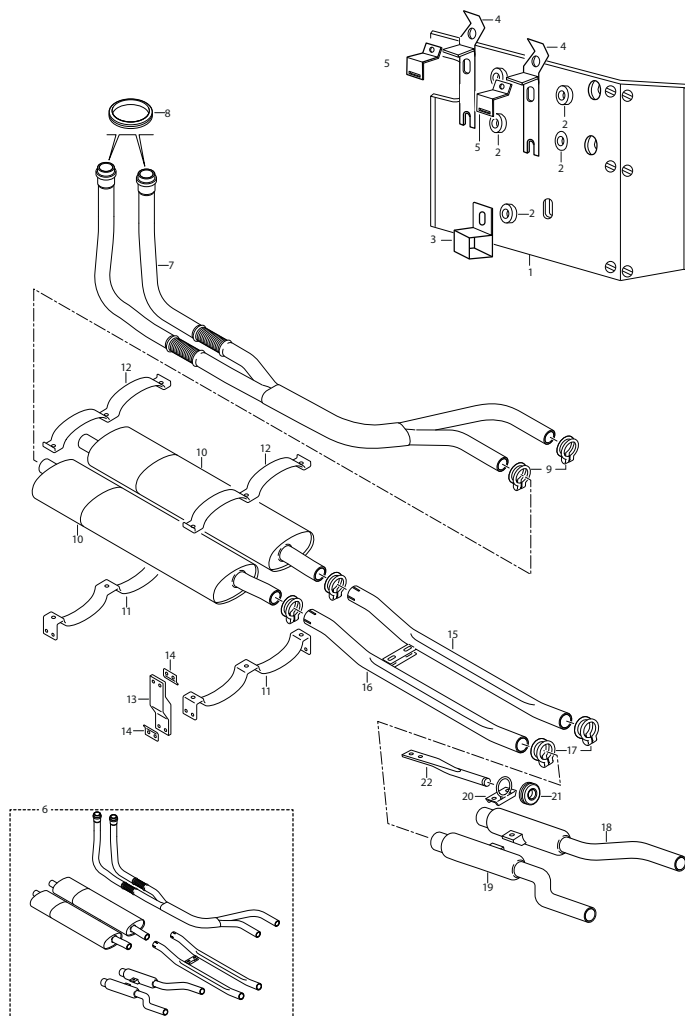
EXHAUST SYSTEM: S1 4.2

(CONTINUED FROM PAGE 146)

11. Rear Silencer and Tail Pipe LH					
Standard	BSJR86	1			
Big Bore - 2"	BSJR862	1			
12. Tie Plate, between Silencers	C18975	1			
Screw, securing Plates to Silencers	UFS125/5R	2			
Nut, on Screws	C8667/1	2			
13. Clip, securing Tail Pipes to Silencers	GEX9008	2			
Bolt, Through Clips	BH605221J#	2			
Nut, on Bolts	JLM9684	2			
Washer, Under Nuts	FW105T	2			
14. Rubber Mounting for Silencers and Tail Pipes	JLM9542	1			
Screw, Securing Mounting To Tie Plate	UFS131/6R	1			
Nut, on Screw	UFN131/L	1			
Washer, under Nut	C725	1			
15. Bracket, fixing Rubber Mounting to Body	C17462	1			
Nut, securing Bracket to Floor	C8667/2	2			
Screw, securing Rubber Mounting to Bracket	UFS131/5R	2			
Nut, on Screw	UFN131/L	2			
Washer, under Nut	C725	2			
Hooked Safety Bracket, on Screws	C19018	1			
16. Stainless Steel Exhaust Fitting Kit					
Standard	BSSFK006	1			
Big Bore - 2"	BSSFK018	1			
Standard Exhaust Fitting Kit					
Standard	EFK006	1			
Big Bore - 2"	EFK018	1			

S1 4.2 2+2 EXHAUST SYSTEM

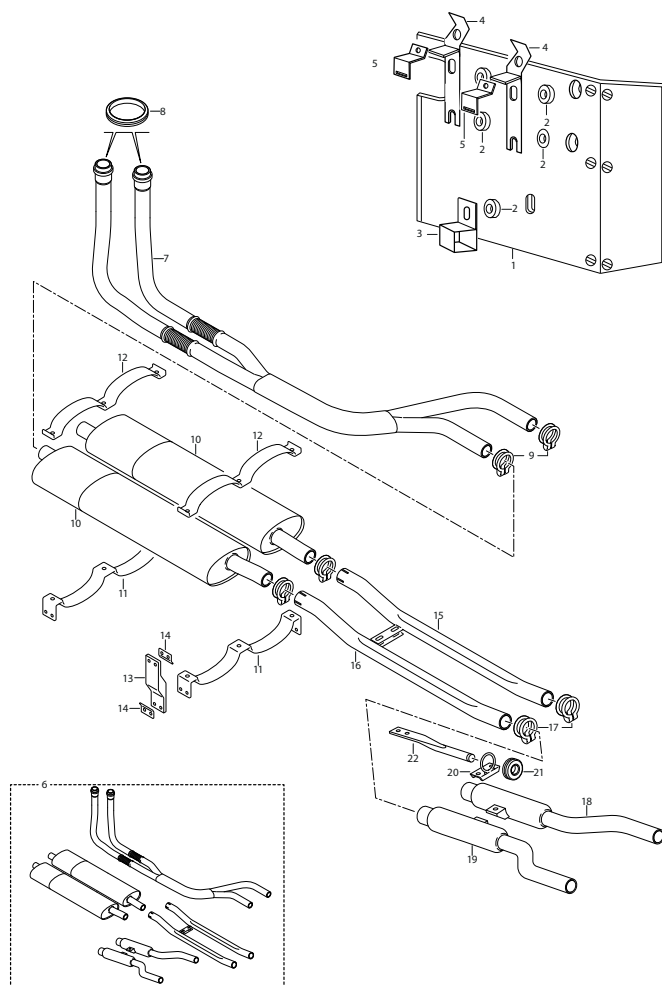
1. Downpipe Heatshield Assembly	C26500	1
Screw, Set, securing Heatshield to Lower Bracket	UFS125/6R	1
2. Spacer, on Setscrew - lower clamp	C18698	1
Washer, Plain, on Setscrew	FW104/T	2
Nut, on Setscrew	UFN125/L	1
Washer, Shakeproof, under Nuts	C724	1
Screw, Set, securing Heatshield to Upper Brackets	UFS131/7R	4
2. Spacer, on Setscrew - upper clamps	C18698	4
Nut, on Setscrew	UFN131/L	4
Washer, Shakeproof, under Nuts	C725	4
Washer, Plain, on Setscrew	FW105/T	4
3. Lower Bracket, mounting Heatshield to LH Frame Side Member	BD28582	1
4. Upper Bracket, mounting Heatshield to LH Frame Side Member	C26490	2
5. Clamp, holding Upper Brackets to Side Member	C26530	2
Screw, Set, securing Clamps to Brackets	UFS125/9R	2
Nut, on Setscrews	UFN125/L	2
Washer, Shakeproof, under Nuts	C724	2
6. Complete Exhaust System		
Standard	BSSJR018	1
Big Bore with Branch Manifolds	BSSJR018U	1



EXHAUST SYSTEM: S1 4.2

(CONTINUED FROM PAGE 147)

7. Exhaust Downpipe Assembly	BSJR116	1
Flexible Pipe, on Down Pipe	C1759SS	2
Flange, on Down Pipe	C18401	2
8. Sealing Ring, between Down Pipes and Exhaust Manifold	C18405/1	2
Nut, securing Exhaust Down Pipes to Manifold	C17916	8
Washer, Plain, under Nuts	FW106/T	8
9. Clip, securing Downpipes to Silencers	C13063	2
Bolt, through Clips	UFB131/20R	2
Nut, on Bolts	UFN131/L	2
Washer, Plain, under Nuts	FW105/T	2
10. Exhaust Silencer Assembly		
Standard	BSJR117	2
Big Bore - 2"	BSJR1172	2
11. Strap, supporting Silencers	C26153	2
12. Clamp, holding Silencers to Support Straps	C26152	2
Screw, Set, through Straps and Clamps (between Silencers)	UFS125/13R	2
Nut, Self-Locking, on Setscrews	C8737/1	2
Screw, Set, securing Clamps to Straps (adjacent to Rubber Mounts)	UFS125/9R	4
13. Washer, Special, on Setscrews	C26158	8
Nut, Self-Locking, on Setscrews	C8737/1	4
14. Silencer Rubber Mountings	C26150	4
15. Distance Piece, at fixing of Front Mountings	C26157	2
Nut, Self-Locking, securing Mountings to Body	C8737/1	8
16. Washer Plate, under Nuts	C26151	4
Screw, Set, securing Silencer Straps to Mountings	UFS125/6R	8
Nut, Self-Locking, on Setscrews	C8737/1	8
17. Washer Plate, under Nuts	C26151	4
18. Exhaust Tail Pipe Assembly RH		
Standard	BSJR83	1
Big Bore - 2"	BSJR832	1
19. Exhaust Tail Pipe Assembly LH		
Standard	BSJR84	1
Big Bore - 2"	BSJR842	1
Screw, Set, securing Tail Pipe to Tail Pipe	UFS125/5R	2
Nut, Self-Locking, on Setscrews	C8667/1	2
20. Clip, securing Tail Pipes to Silencers	C18196	2
Bolt, through Clips	UFB131/22R	2
Nut, on Bolts	UFN131/L	2
Washer, Plain, under Nuts	FW105/T	2
21. Silencer Assembly RH		
Standard	BSJR85	1
Big Bore - 2"	BSJR852	1



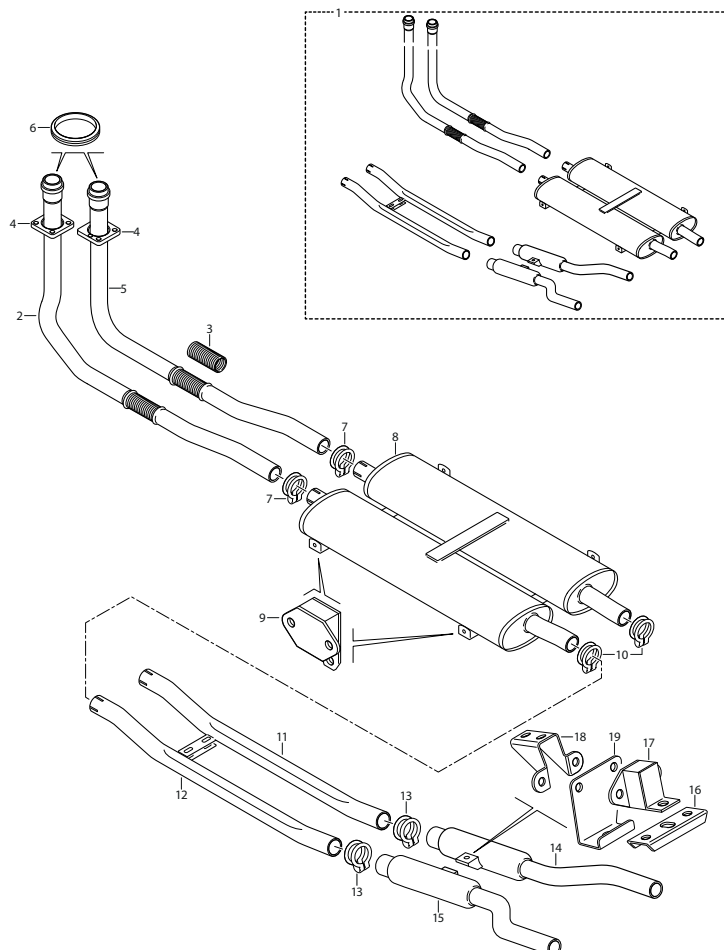
S1 4.2 2+2 EXHAUST SYSTEM

22. Silencer Assembly LH		
Standard	BSJR86	1
Big Bore - 2"	BSJR862	1
23. Tie Plate and Ring Assembly, linking and mounting Silencers	C26159	1
Screw, set, securing Tie Plate to Silencers	UFS125/5R	2
Nut, Self-Locking, on Setscrews	C8667/1	2
24. Mounting for Silencers	C25020	1
25. Bracket, locating Rubber Mounting	C26160	1
Nut, Self-Locking, securing Bracket to Body	C8737/2	2
26. Exhaust Fitting Kit		
Standard	EFK007	1
Stainless Steel	BSSFK007	1

S2 OTS & FHC EXHAUST SYSTEM

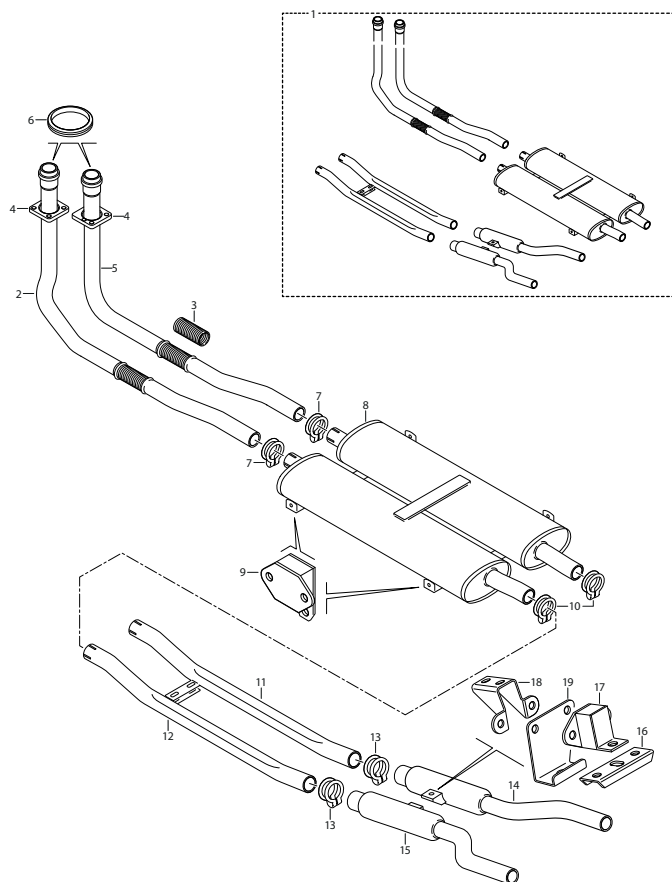
1. Complete Exhaust System		
Complete Standard Exhaust System	BSSJR017	1
Complete Sports Exhaust System	BSSJR017S	1
Complete Big Bore Exhaust System with Branch Manifolds	BSSJR017U	1
Complete Big Bore Exhaust System to fit Original Manifolds	BSSJR217	1
2. Down Pipe Assembly, from Front Manifold to Silencer		
Standard	BSJR55	1
Big Bore - 2"	BSJR552	1
Big Bore - 1.75" - 2"	BSJR55BB	1
3. Flexible Pipe, in Down Pipe	C1759	1
4. Flange, on Down Pipe	C18401	1
5. Down Pipe Assembly, from Rear Manifold to Silencer		
Standard	BSJR56	1
Big Bore - 2"	BSJR562	1
Big Bore - 1.75" - 2"	BSJR56BB	1
Flexible Pipe, in Down Pipe	C1759	1
Flange, on Down Pipe	C18401	1
6. Sealing Ring, Down Pipes to Manifolds	C18405/1	2
Nut, securing Down Pipes to Manifolds	C17916	8
Washer, Plain, under Nut	FW106/T	8
7. Clip, securing Down Pipes to Silencers	C13063	2
Bolt, through Clips	UFB131/22R	2
Nut, on Bolt	UFN131/L	2
Washer, Plain, under Nuts	FW105/T	2
8. Twin Silencer Assembly		
Standard	BSJR57	1
Sports	BSJR57S	1
Big Bore - 2"	BSJR572	1
9. Rubber Mounting, for Silencer Assembly	C8397	4
Setscrew, securing Silencers to Mounting	UFS131/6R	4
Washer, Plain, on Setscrew	FW105/T	4
Nut, Self-Locking, on Setscrew	C8667/2	4
Nut, securing Mountings to Body	UFN131/L	8
Washer, Shakeproof, under Nut	C725	8
10. Clip, securing Tail Pipes to Silencers	C18196	2
Bolt, through Clips	UFB131/22R	2
Washer, Plain, on Bolts	FW105/T	2
Nut, on Bolt	UFN131/L	2

11. Interpipe Assembly RH		
Standard	BSJR83	1
Big Bore - 2"	BSJR832	1
12. Interpipe Assembly LH		
Standard	BSJR84	1
Big Bore - 2"	BSJR842	1
Strap, linking Tail Pipes together	C27423	2
Setscrew, securing Tail Pipes together	UFS125/5R	2
Nut, Self-Locking, on Setscrews	C8667/1	2
13. Clip, securing Tail Pipes to Mufflers	C13063	2
Bolt, through Clip	UFB131/22R	2
Washer, Plain, on Bolt	FW105/T	2
Nut, on Bolt	UFN131/L	2



EXHAUST SYSTEM: S2

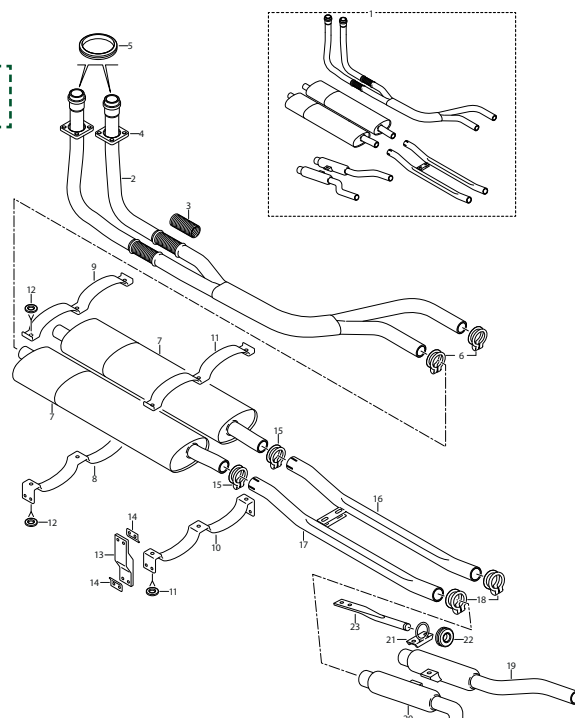
S2 OTS & FHC EXHAUST SYSTEM



(CONTINUED FROM PAGE 149)

14. Silencer Assembly RH		
Standard	BSJR129	1
Big Bore - 2"	BSJR129/2	1
15. Silencer Assembly LH		
Standard	BSJR130	1
Big Bore - 2"	BSJR130/2	1
16. Tie Plate, between Silencers	C18975	1
Setscrew, securing Tie Plate to Silencers	UFS125/5R	2
Nut, Self-Locking, on Setscrew	C8667/1	2
17. Rubber Mounting, for Mufflers	JLM9542	1
Setscrew, securing Mountings to Tie Plate	UFS131/6R	1
Nut, on Setscrew	UFN131/L	1
Washer, Shakeproof, under Nut	C725	1
18. Bracket, on Body for Rubber Mounting	C17462	1
Nut, Self-Locking, securing Bracket to Body	C8667/2	2
Setscrew, securing Mounting to Bracket	UFS131/5R	2
Nut, on Setscrew	UFN131/L	2
Washer, Shakeproof, under Nut	C725	2
19. Hooked Safety Bracket, on Setscrews	C19018	1
20. Stainless Steel Exhaust Fitting Kit		
Standard	BSSFK006	1
Big Bore - 2"	BSSFK018	1
Standard Exhaust Fitting Kit		
Standard	EFK006	1
Big Bore - 2"	EFK018	1

S2 2+2 EXHAUST SYSTEM



EXHAUST SYSTEM: S2

(SEE DIAGRAM ON PAGE 150)


1. Complete Exhaust System			17. Exhaust Tail Pipe Assembly RH		
Complete Standard Exhaust System	BSSJR019	1	Standard	BSJR83	1
Complete Big Bore Exhaust System with Branch Manifolds	BSJJR019U	1	Big Bore - 2"	BSJR832	1
2. Down Pipe Assembly, from Manifolds to Silencer			18. Exhaust Tail Pipe Assembly LH		
	BSJR116	1	Standard	BSJR84	1
3. Flexible Pipe, in Down Pipe	C1759	2	Big Bore - 2"	BSJR842	1
4. Flange, on Down Pipe	C18401	2	Strap, linking Tail Pipes together	C27423	2
5. Sealing Ring, Down Pipes to Manifolds	C18405/1	2	Setscrew, securing Tail Pipes together	UFS125/5R	2
Nut, securing Down Pipes to Manifolds	C17916	8	Nut, Self-Locking, on Setscrews	C8667/1	2
Washer, Plain, under Nut	FW106/T	8	19. Clip, securing Tail Pipes to Silencers		
6. Clip, securing Down Pipes to Silencers	C13063	2	Bolt, through Clip	UFB131/22R	2
Bolt, through Clips	UFB131/22R	2	Washer, Plain, on Bolt	FW105/T	2
Nut, on Bolt	UFN131/L	2	Nut, on Bolt	UFN131/L	2
Washer, Plain, under Nuts	FW105/T	2	20. Silencer Assembly RH		
7. Exhaust Silencer Assembly			Standard	BSJR129	1
Standard	BSJR117	2	Big Bore - 2"	BSJR129/2	1
Big Bore - 2"	BSJR1172	2	21. Silencer Assembly LH		
8. Strap, supporting Silencers at front	C27323	1	Standard	BSJR130	1
9. Clamp, holding Silencers to Front Strap	C27324	1	Big Bore - 2"	BSJR130/2	1
Setscrew, Strap to Clamp (Between Silencers)	UFS125/13R	1	22. Tie Plate and Ring, between Silencers		
Setscrew, Strap to Clamp (Outside Silencers)	UFS125/5R	2	Setscrew, securing Tie Plate to Silencers	UFS125/5R	2
Nut, Self-Locking, on Setscrew	C8737/1	3	Nut, Self-Locking, on Setscrew	C8667/1	2
10. Strap, supporting Silencers at Rear	C26153	1	23. Rubber Mounting, for Silencers		
11. Clamp, holding Silencers to Rear Strap	C26152	1		C25020	1
Setscrew, Strap to Clamp (Between Silencers)	UFS125/13R	1	24. Mounting Bar, for Silencers		
Setscrew, Strap to Clamp (Outside Silencers)	UFS125/9R	2	Setscrew, securing Bar to Body	UFS131/7R	2
12. Washer, Special, on outer Setscrews only	C26158	4	Nut, Self-Locking, on Setscrew	C8737/2	2
Nut, Self-Locking, on Setscrews	C8737/1	3	25. Exhaust Fitting Kit		
13. Rubber Mounting, securing Silencers to Body	C26150	4	Standard	EFK007	1
Nut, Self-Locking, securing Mountings to Body	C8737/1	8	Stainless Steel	BSSFK007	1
14. Washer Plate, on Setscrews	C26151	4			
Setscrew, securing Silencer Straps to Mounting	UFS125/6R	8			
Washer, Plain, on Setscrews	FW104/T	8			
15. Washer Plate, under Nuts	C26151	4			
Nut, Self-Locking, on Setscrews	C8737/1	8			
16. Clip, securing Tail Pipes to Silencers	C18196	2			
Bolt, through Clips	UFB131/22R	2			
Washer, Plain, on Bolts	FW105/T	2			
Nut, on Bolt	UFN131/L	2			

BELL

See page 145 for more information
on BELL systems & components

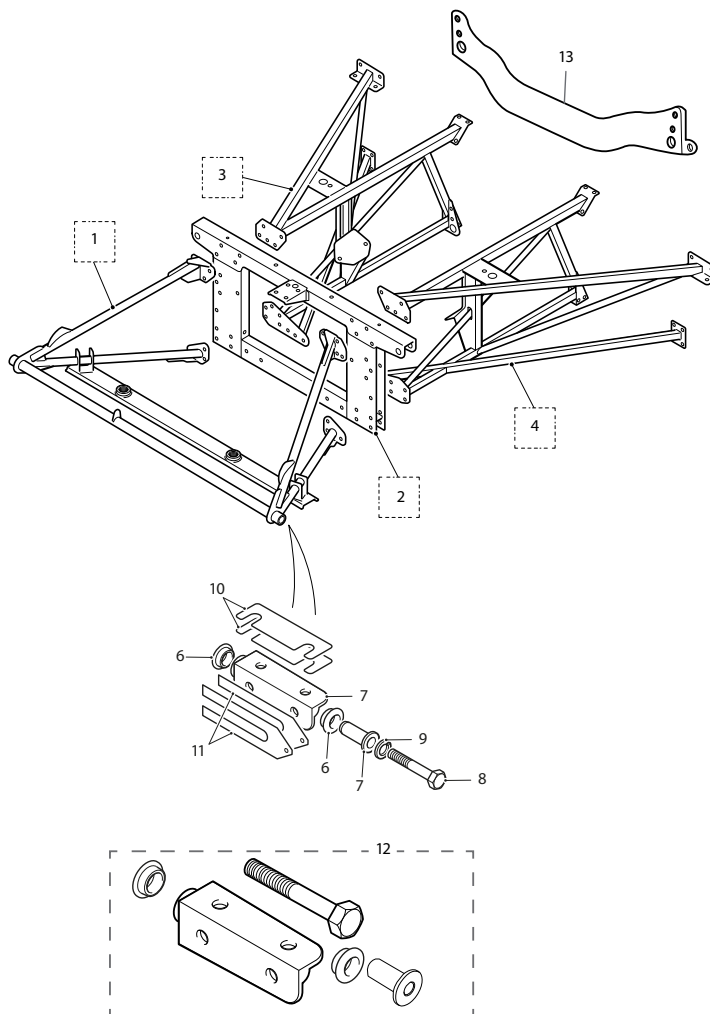
FRONT FRAME & BONNET ASSEMBLY

- 153 • FRONT FRAME
- 154 • BONNET ASSEMBLY S1
- 156 • BONNET ASSEMBLY S1.5
- 158 • BONNET ASSEMBLY S2



FRONT FRAME

1. Front Sub-Frame Assembly	C20352	1	11. Shim (Aluminium) for Bonnet Hinges		
2. Front Cross Member Assembly			.036"	BD20950/1	A/R
S1	C25368	1	0.128	BD20950/2	A/R
S1.5/S2	C28922	1	12. Bonnet Hinge Kit	C19326KIT	2
3. RH Side Member Assembly	C15029	1	13. Reaction Plate Assembly		
4. LH Side Member Assembly	C15030	1	Standard	C19179	1
Bolt, securing Side Members and Front Sub-Frame to Cross Member at top and fixing Hydraulic Brakes 4-Way Union	UFB131/25R	1	Adjustable	C19179ADJ	1
Bolt, securing upper front Fulcrum Mounting Plates, Side Members and Front Sub-Frame to Cross Member at top	UFB131/20R	7	Bolt, securing Reaction Plate and Torsion Bar Anchor Brackets to side Members	C18730	4
Bolt, securing lower front Fulcrum Blocks, Side Members, Front Sub-Frame and Anti-Roll Bar Brackets to Cross Member at bottom	UFB131/31R	2	Nut, Self-Locking, on Bolts	C8667/3	4
Bolt, securing lower front Fulcrum Blocks, Side Members and Front Sub-Frame to cross Member at bottom	UFB131/19R	6	Bolt, securing Reaction Plate to Body Underframe Channels through Side Members	C8060	2
Bolt, securing Side Members and Front Sub-Frame to Cross Member at bottom	UFB131/18R	4	Nut, Self-Locking, on Bolts	C8667/5	2
Packing Plate, between attachment flange of Side Members and lower rail of Cross Member	C15045	2			
Bracket, on Cross Member side channels, for Front Brake Hoses	C17510	2			
Screw, Set, securing Brackets to Cross Member	UFS131/6R	2			
Nut, Self-Locking, on Bolts and Setscrews	C8667/2	22			
Screw, Set, securing Side Members to Dash	UFS131/7R	24			
Nut, Self-Locking, on Setscrews	C8667/2	12			
Washer, Plain, under Nuts	FW105/T	12			
Bolt, securing Side Members to Body Underframe Channels	UFB137/18R	2			
Nut, Self-Locking, on Bolts	C8667/3	2			
Washer, Plain, under Nuts	FW106/T	2			
5. Bonnet Hinge	C19326	2			
6. Nylon Bush, in Bonnet Hinges	C16804	4			
7. Bearing (Steel) for Bonnet Hinges	C19330	2			
8. Bolt, securing Bonnet Hinges to Front Sub-Frame	UFB137/18R	2			
9. Washer, Spring, on Bolts	FG106/X	2			
Screw, Set, securing Hinges to Bonnet	BD13565/6	4			
Screw, Set, securing Hinges to Bonnet	BD13565/8	4			
Washer, Shakeproof, on Setscrews	C725	8			
Washer, Plain, under Shakeproof Washers	C985	8			
10. Shim (Steel) for Bonnet Hinges					
.064"	BD18951	A/R			
.036"	BD18951/1	A/R			
0.128	BD18951/2	A/R			



FRONT FRAME ASSEMBLY

BONNET ASSEMBLY: S1

1. Bonnet and Front Wings Assembly	BD36616	1	Washer, Shakeproof, under Nuts	C723/A	2
2. Centre Panel Assembly, for Bonnet	BD15174	1	Washer, Plain, under Shakeproof Washers	AW102/T	2
3. Front Under Panel Assembly	BD15175	1	11. RH Diaphragm Assembly, at rear of Bonnet	BD16381	1
4. Air Duct Lower Panel Assembly	BD16557	1	12. LH Diaphragm Assembly, at rear of Bonnet	BD16382	1
Screw, Self-Tapping, securing Air Duct Lower Panel to Valances	DAZ814/10C	6	Screw, Set, securing Rear Diaphragms to Wings, Valances, and Centre Panel	UCS125/5R	18
Screw, Set, securing Front Under Panel to Valances, Centre Panel, and Wing Nut, on Setscrews	UCS125/5R	14	Nut, on Setscrews	UCN125/L	18
Washer, Spring, under Nuts and on Self-Tapping Screws	FG104/X	20	Screw, Self-Tapping, securing Rear Diaphragms to Centre Panel	DAZ814/10C	9
Washer, Special, on Setscrews and Self-Tapping Screws	BD542/3	34	Washer, Spring, on Setscrews and Self-Tapping Screws	FG104/X	27
Spacing Washer, between Front Under Panel and Wings, below Headlamp Aperture	C10193	4	Washer, Special, on Setscrews and Self-Tapping Screws	BD542/3	38
5. RH Front Wing Assembly	BD19930	1	Reinforcing Angle, between Wings and Centre Panel at Rear	BD18767	2
6. LH Front Wing Assembly	BD19931	1	Screw, Set, securing Reinforcing Angles	UFS125/4R	8
Screw, Set, securing Wings to Centre Panel	UCS125/5R	18	Washer, Spring, on Setscrews	FG104/X	8
Nut, on Setscrews	UCN125/L	18	Washer, Plain, under Spring Washers	FW104/T	8
Washer, Spring, under Nuts	FG104/X	18	Bonnet Fitting Kit	BD36166FK	1
Washer, Special, on Setscrews	BD542/3	36			
Spacing Washer, between Centre Panel and Wings	C10193	18			
7. RH Valance and Air Duct Assembly	BD19021	1			
8. LH Valance and Air Duct Assembly	BD19022	1			
Screw, Self-Tapping, securing Valances to Centre Panel and Front Under Panel	DAZ814/10C	23			
Washer, Spring, on Self-Tapping Screws	FG104/X	23			
Washer, Special, under Spring Washers	BD542/3	23			
9. RH Front Diaphragm Assembly, mounting Headlamp	BD16422	1			
10. LH Front Diaphragm Assembly, mounting Headlamp	BD16423	1			
Screw, Set, securing Diaphragms to Wings	UCS125/5R	8			
Nut, on Setscrews	UCN125/L	8			
Screw, Self-Tapping, securing Diaphragms to Valances, Wings, and Front Under Panel	DAZ814/10C	26			
Washer, Spring, on Setscrews and Self-Tapping Screws	FG104/X	34			
Washer, Special, on Setscrews and Self-Tapping Screws	BD542/3	26			
Washer, Plain, on Setscrews and Self-Tapping Screws	FW104/T	16			
Sealing Panel, for RH Headlamp Diaphragm	BD22749	1			
Sealing Panel, for LH Headlamp Diaphragm	BD22750	1			
Felt, on Sealing Panels	BD22749/1	4			
Rivet, bifurcated, securing Felts to Panels	BD1328/2	8			
Screw, Set, securing Sealing Panels	UFS419/3H	2			
Nut, on Setscrews	UFN119/L	2			



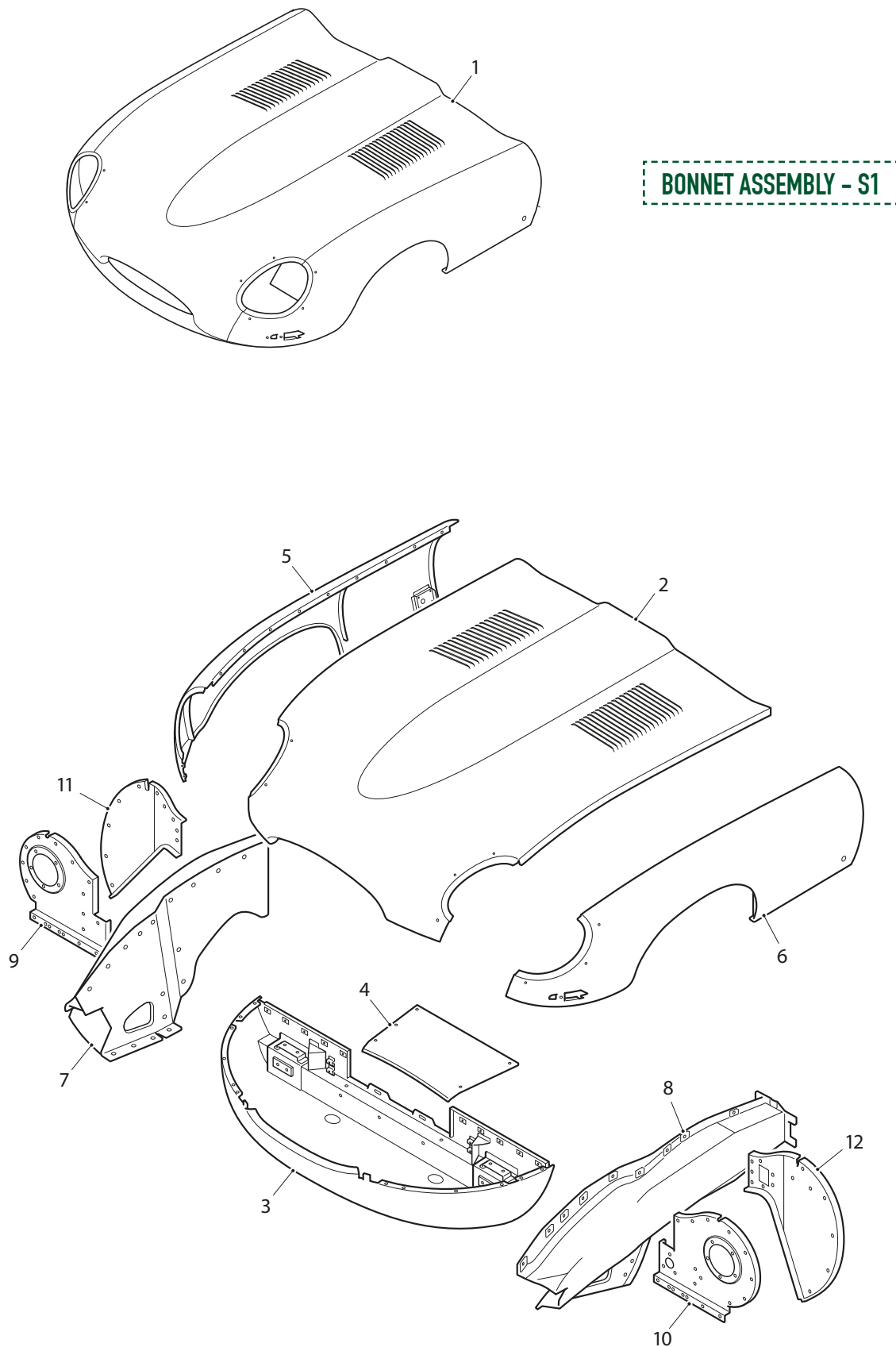
BD16422 (RH)
BD16423 (LH)

FRONT DIAPHRAGM ASSEMBLY



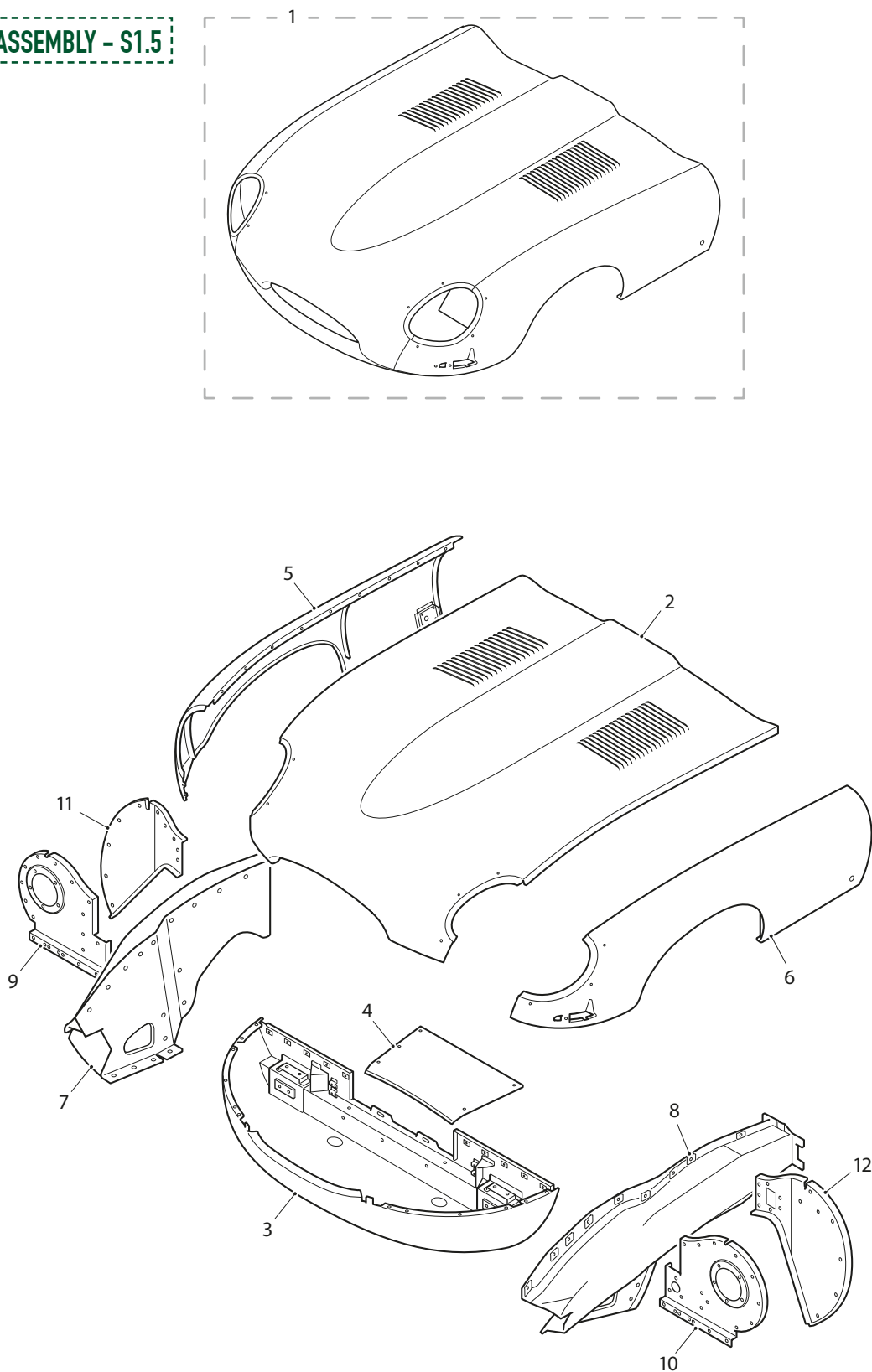
BD36166FK
BONNET FITTING KIT

BONNET ASSEMBLY: S1



BONNET ASSEMBLY: S1.5

BONNET ASSEMBLY - S1.5



BONNET ASSEMBLY: S1.5

1. Bonnet and Front Wings Assembly	BD28379	1	Washer, Plain, under Shakeproof Washers	AW102/T	2
2. Centre Panel Assembly, for Bonnet	BD30935	1	11. RH Diaphragm Assembly, at rear of Bonnet	BD16381	1
3. Front Under Panel Assembly	BD28467	1	12. LH Diaphragm Assembly, at rear of Bonnet	BD28376	1
Air Duct Lower Panel Assembly	BD16557	1	Screw, Set, securing Rear Diaphragms to Wings, Valances, and Centre Panel	UCS125/5R	18
Screw, Self-Tapping, securing Air Duct Lower Panel to Valances	DAZ814/10C	6	Nut, on Setscrews	UCN125/L	18
Screw, Set, securing Front Under Panel to Valances, Centre Panel, and Wings	UCS125/5R	14	Screw, Self-Tapping, securing Rear Diaphragms to Centre Panel	DAZ814/10C	9
Nut, on Setscrews	UCN125/L	14	Washer, Spring, on Setscrews and Self-Tapping Screws	FG104/X	27
Washer, Spring, under Nuts and on Self-Tapping Screws	FG104/X	20	Washer, Special, on Setscrews and Self-Tapping Screws	BD542/3	38
Washer, Special, on Setscrews and Self-Tapping Screws	BD542/3	34	Reinforcing Angle, between Wings and Centre Panel at rear	BD18767	2
4. Spacing Washer, between Front Under Panel and Wings, below Headlamp Aperture	C10193	4	Screw, Set, securing Reinforcing Angles	UFS125/4R	8
5. RH Front Wing Assembly	BD28380	1	Washer, Spring, on Setscrews	FG104/X	8
6. LH Front Wing Assembly	BD28381	1	Washer, Plain, under Spring Washers	FW104/T	8
Screw, Set, securing Wings to Centre Panel	UCS125/5R	18			
Nut, on Setscrews	UCN125/L	18			
Washer, Spring, under Nuts	FG104/X	18			
Washer, Special, on Setscrews	BD542/3	36			
6. Spacing Washer, between Centre Panel and Wings	C10193	18			
7. RH Valance and Air Duct Assembly	BD19021	1			
8. LH Valance and Air Duct Assembly	BD19022	1			
Screw, Self-Tapping, securing Valances to Centre Panel and Front Under Panel	DAZ814/10C	23			
Washer, Spring, on Self-Tapping Screws	FG104/X	23			
Washer, Special, under Spring Washers	BD542/3	23			
9. RH Front Diaphragm Assembly, mounting Headlamp	BD28460	1			
10. LH Front Diaphragm Assembly, mounting Headlamp	BD28461	1			
Screw, Set, securing Diaphragms to Wings	UCS125/5R	8			
Nut, on Setscrews	UCN125/L	8			
Screw, Self-Tapping, securing Diaphragms to Valances, Wings, and Front Under Panel	DAZ814/10C	26			
Washer, Spring, on Setscrews and Self-Tapping Screws	FG104/X	34			
Washer, Special, on Setscrews and Self-Tapping Screws	BD542/3	26			
Washer, Plain, on Setscrews and Self-Tapping Screws	FW104/T	16			
Sealing Panel, for RH Headlamp Diaphragm	BD22749	1			
Sealing Panel, for LH Headlamp Diaphragm	BD22750	1			
Felt, on Sealing Panels	BD22749/1	4			
Rivet, bifurcated, securing Felts to Panels	BD1328/2	8			
Screw, Set, securing Sealing Panels	UFS419/3H	2			
Nut, on Setscrews	UFN119/L	2			
Washer, Shakeproof, under Nuts	C723/A	2			



BD28460 (RH)
BD28461 (LH)

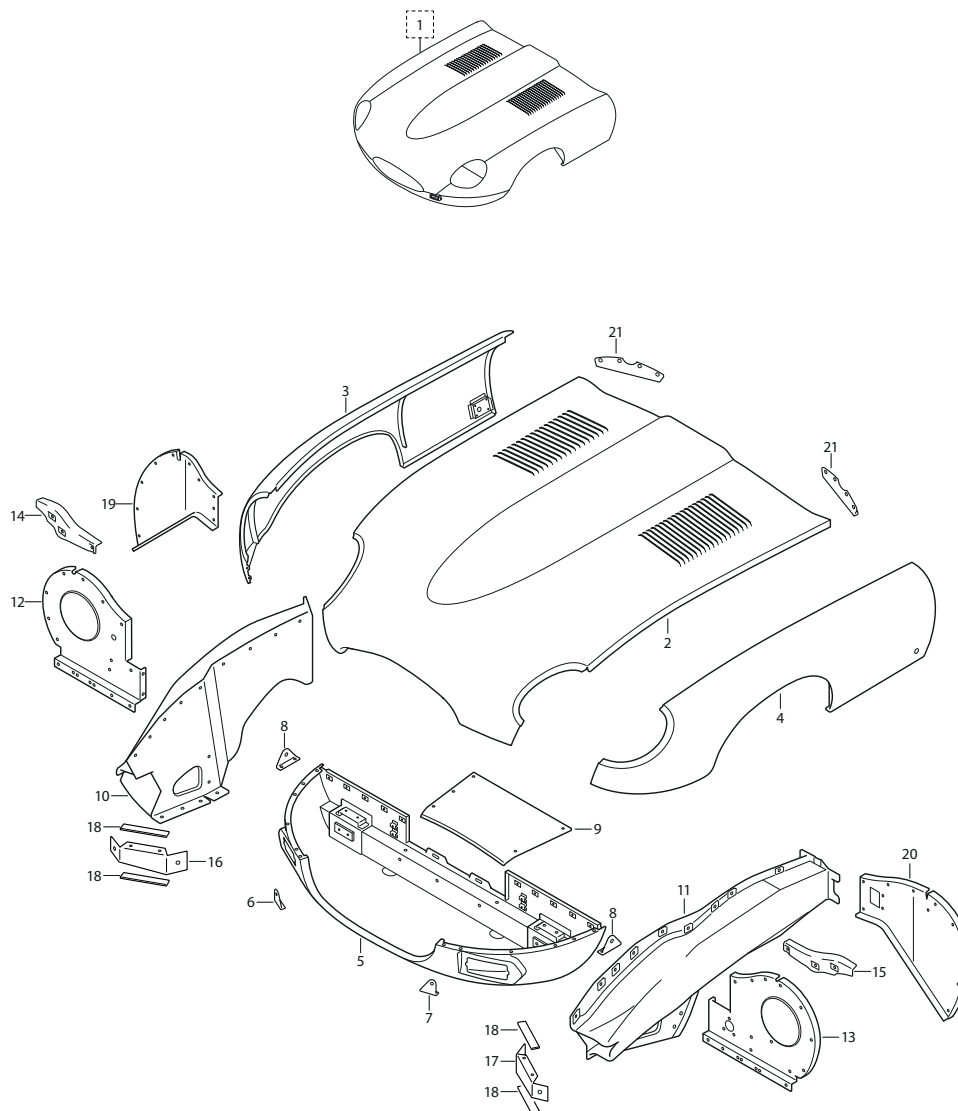
FRONT DIAPHRAGM ASSEMBLY



BD16381 (RH)
BD28376 (LH)

REAR DIAPHRAGM ASSEMBLY

BONNET ASSEMBLY: S2



BONNET ASSEMBLY - S2

1. Bonnet and Front Wings Assembly	BD36788	1	4. LH Front Wing Assembly	BD35642	1
2. Centre Panel Assembly	BD35662	1	Setscrew, securing Wing to Centre Panel	UCS125/5R	11
3. RH Front Wing Assembly	BD35641	1	Nut, on Setscrews	UCN125/L	9
Setscrew, securing Wing to Centre Panel	UCS125/5R	11	Spacing Washer, between Centre Panel and Wing	C10193	11
Nut, on Setscrews	UCN125/L	9	Washer, Spring, under Nuts	FG104/X	18
Spacing Washer, between Centre Panel and Wing	C10193	11	Washer, Special (Oval), under Setscrews and Nuts	BD542/3	4
Washer, Spring, under Nuts	FG104/X	14	Washer, Plain, under Setscrews and Nuts	FW104/T	1
Washer, Special (Oval), under Setscrews and Nuts	BD542/3	8	5. Front Under Panel Assembly	BD35651	1
Washer, Plain, under Setscrews and Nuts	FW104/T	1	6. Bracket Assembly, RH Inner, mounting Front Bumper	BD35584	1

BONNET ASSEMBLY: S2

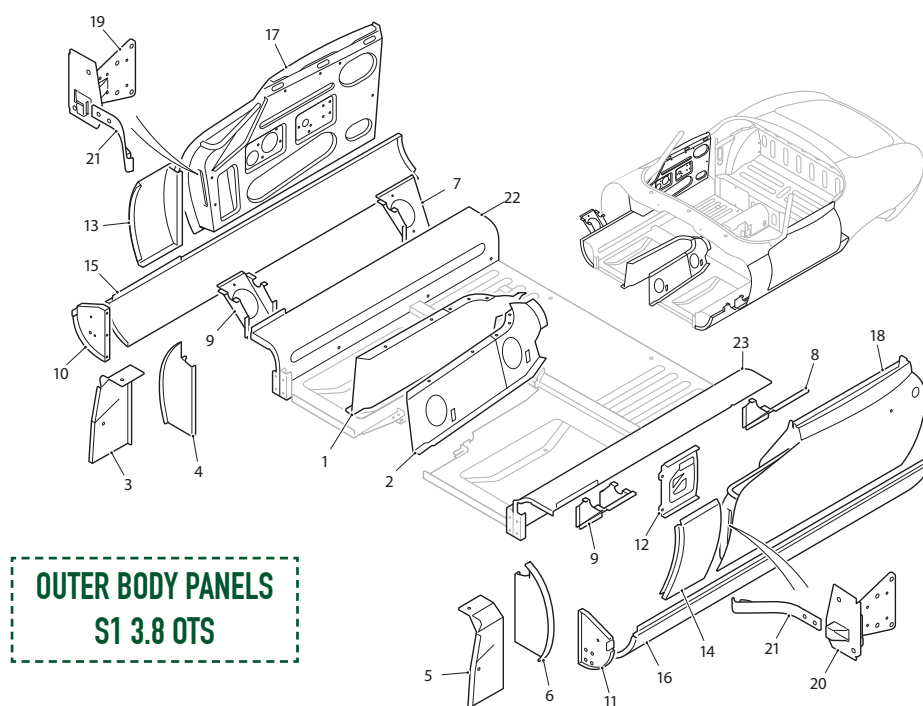
6a. Bracket Assembly, LH Inner, mounting Front Bumper	BD35585	1	12. LH Front Diaphragm Assembly	BD36578	4
7. Bracket Assembly, Outer, mounting Front Bumpers	NLA	2	Setscrew, securing Diaphragm to Wing	UCS125/5R	4
Setscrew, securing Front Under Panel to Centre Panel, Valences, and Wings	UCS125/5R	12	Nut, on Setscrews	UCN125/L	13
Nut, on Setscrews	UCN125/L	12	Screw, Self-Tapping, securing Diaphragm to Valence, Centre Panel, and Front Under Panel	DAZ814/10C	17
Washer, Spring, under Nut	FG104/X	14	Washer, Spring, on Self-Tapping Screws and under Nuts	FG104/X	9
Washer, Plain, under Setscrews and Nuts	FW104/T	10	Washer, Special (Oval) on Self-Tapping Screws	BD542/3	12
Washer, Special (Oval), on Setscrews	BD542/3	1	Washer, Plain, on Screws and under Nuts	FW104/T	1
8. Air Duct Lower Panel Assembly	BD35655	6	13. Reinforcement Angle, for RH Front Diaphragm	BD18739	1
Screw, Self-Tapping, securing Air Duct Lower Panel to Valences	DAZ814/10C	6	14. Reinforcement Angle, for LH Front Diaphragm	BD18738	1
Washer, Spring, under Screws	FG104/X	6	15. Sealing Panel, for RH Front Diaphragm	BD22749	1
Washer, Special (Oval), on Screws	BD542/3	1	16. Sealing Panel, for LH Front Diaphragm	BD22750	1
9. RH Valance and Air Duct Assembly	BD35632	1	17. Felt, on Sealing Panels	BD22749/1	4
Setscrew, securing Front Under Panel to Valance	UCS125/5R	1	Rivet (bifurcated) securing Felts to Sealing Panels	BD1328/2	8
Nut, on Setscrew	UCN125/L	9	Setscrew, securing Sealing Panels to Valances	UFS419/3H	2
Screw, Self-Tapping, securing Valance to Centre Panel	DAZ814/10C	10	Nut, on Setscrew	UFN119/L	2
Washer, Spring, on Setscrew and Self-Tapping Screws	FG104/X	11	Washer, Shakeproof, under Nut	C723/A	2
Washer, Special (Oval) on Screws	BD542/3	1	Washer, Shakeproof, under Shakeproof Washer	AW102/T	2
10. LH Valance and Air Duct Assembly	BD36722	1	18. RH Rear Diaphragm Assembly	BD16381	1
Setscrew, securing Front Under Panel to Valance	UCS125/5R	1	Setscrew, securing Rear Diaphragm to Wing	UCS125/5R	5
Nut, on Setscrew	UCN125/L	8	Nut, on Setscrews	UCN125/L	5
Screw, Self-Tapping, securing Valance to Centre Panel	DAZ814/10C	9	Screw, Self-Tapping, securing Rear Diaphragm to Centre Panel	DAZ814/10C	5
Washer, Spring, on Setscrew and Self-Tapping Screws	FG104/X	10	Washer, Spring, on Self-Tapping Screws and under Nuts	FG104/X	10
Washer, Special (Oval) on Screws	BD542/3	1	Washer, Plain, on Setscrews and under Nuts	FW104/T	4
11. RH Front Diaphragm Assembly	BD36577	4	Washer, Special (Oval) on Screws and under Nuts	BD542/3	11
Setscrew, securing Diaphragm to Wing	UCS125/5R	4	19. LH Rear Diaphragm Assembly	BD28376	1
Nut, on Setscrews	UCN125/L	13	Setscrew, securing Rear Diaphragm to Wing, Valence, and Centre Panel	UCS125/5R	9
Screw, Self-Tapping, securing Diaphragm to Valence, Centre Panel, and Front Under Panel	DAZ814/10C	17	Nut, on Setscrews	UCN125/L	9
Washer, Spring, on Self-Tapping Screws and under Nuts	FG104/X	9	Screw, Self-Tapping, securing Rear Diaphragm to Centre Panel	DAZ814/10C	1
Washer, Special (Oval) on Self-Tapping Screws	BD542/3	12	Washer, Spring, on Self-Tapping Screw and under Nuts	FG104/X	10
Washer, Plain, on Screws and under Nuts	FW104/T	1	Washer, Plain, on Setscrews and under Nuts	FW104/T	5
			Washer, Special (Oval) on Screws and under Nuts	BD542/3	12
			20. Reinforcing Angle, between Wings and Centre Panel	BD18767	2
			Setscrew, securing Reinforcing Angles	UFS125/4R	8
			Washer, Plain, on Setscrew	FG104/X	8
			Washer, Spring, under Nuts	FW104/T	8
			Bonnet Fitting Kit	BD36166FK	1

BODY PANELS S1 3.8...

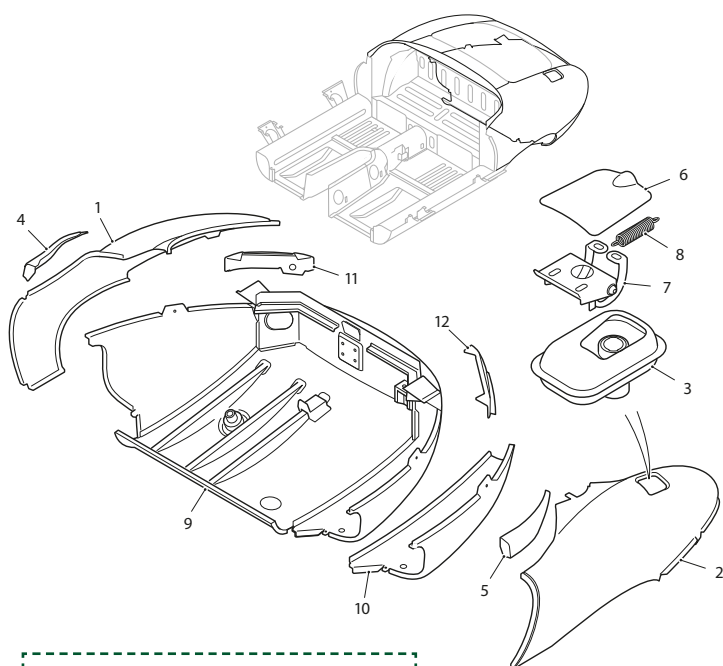
161	•	OTS	OUTER BODY PANELS
162	•		REAR END PANELS
162	•		BOOT LID PANEL
163	•		SCUTTLE PANEL & WINDSCREEN PILLARS
164	•		BODY UNDERFRAME
166	•	FHC	OUTER BODY PANELS
167	•		REAR END PANELS
168	•		BOOT LID PANEL
170	•		SCUTTLE PANEL & WINDSCREEN PILLARS
170	•		BODY UNDERFRAME

OUTER BODY PANELS: OTS

1. Panel Assembly, at RH side of Gearbox	BD15137	1	17. Door Shell Assembly, RH	BD24850	1
2. Panel Assembly, at LH side of Gearbox	BD15138	1	18. Door Shell Assembly, LH	BD24851	1
3. Reinforcement Panel, for RH Shut Pillar	BD15198	1	Door Skin Panel, RH	BD21319	1
4. Closing Panel, for RH Shut Pillar	BD15994	1	Door Skin Panel, LH	BD21320	1
5. Reinforcement Panel, for LH Shut Pillar	BD15199	1	Drain Tray, at top of RH Door	BD21030	1
6. Closing Panel, for LH Shut Pillar	BD15995	1	Drain Tray, at top of LH Door	BD21031	1
Support Panel, for Shut Pillars	BD17456	2	Pop Rivet, securing Drain Tray	BD11712/2	4
Reinforcement Panel, Lower Rear, for Propeller Shaft Tunnel	BD18368	1	Shroud, for Drain Holes at bottom of Door	BD20878	2
7. Reinforcement Panel, at rear of RH Sill	BD15982	1	Pop Rivet, Securing Shroud	BD1814/1	6
8. Reinforcement Panel, at rear of LH Sill	BD15983	1	Drain Tube, Rubber, for Trays	BD21180	2
9. Reinforcement Panel, at front of Sills	BD16488	2	Shroud, for Drain Holes at front of Door	BD20978	2
10. Closing Panel, for front of RH Sill	BD15202	1	Shroud, for Drain Holes at rear of Door	BD20979	2
11. Closing Panel, for front of LH Sill	BD15203	1	Pop Rivet, securing Shrouds at front and rear of Door	BD1814/2	14
Reinforcement Panel, for RH Dash Side	BD14918	1	19. Hinge Assembly for RH Door	BD15495	1
12. Reinforcement Panel, for LH Dash Side	BD14919	1	20. Hinge Assembly for LH Door	BD15496	1
Closing Panel Assembly, RH Lower Dash Front	BD16942	1	Grease Nipple, for Door Hinges	C16168	2
Closing Panel, LH Lower Dash Front	BD16943	1	21. Check Arm Assembly for Doors	BD22662	2
13. Exterior Panel Assembly, RH Dash Side	BD15180	1	Brass Cam, for Check Arms	BD22661	2
14. Exterior Panel Assembly, LH Dash Side	BD15181	1	Screw, Set, Csk. Hd., securing Cam to Check Arms	UCS519/4H	4
15. RH Sill Outer Panel	BD15133	1	Screw, Set securing Check Arm to Door Hinges	UFS425/5	4
End Plate, at front of RH Sill	BD15184	1	Washer, Shakeproof, on Setscrews	C724	4
Bracket Assembly, at side of RH Sill for mounting Air Cleaner	BD15187	1	Screw, Set, Securing Hinge to Door	BD17034/5	8
16. LH Sill Outer Panel	BD15134	1	Screw, Self-Tapping, securing Hinge to Doors	BD711/20	4
End Plate Assembly, at front of LH Sill	BD15185	1	Screw, Set, securing Hinges to Body	BD13565/3	8
Bracket Assembly, at side of LH Sill for Mounting Battery Tray	BD15186	1	Washer, Spring, on Setscrews	FG105/X	8
Battery Carrier	BD15165	1	22. Inner Sill RH	BD27374/ARH	1
			23. Inner Sill LH	BD27374/ALH	1



REAR END PANELS: OTS



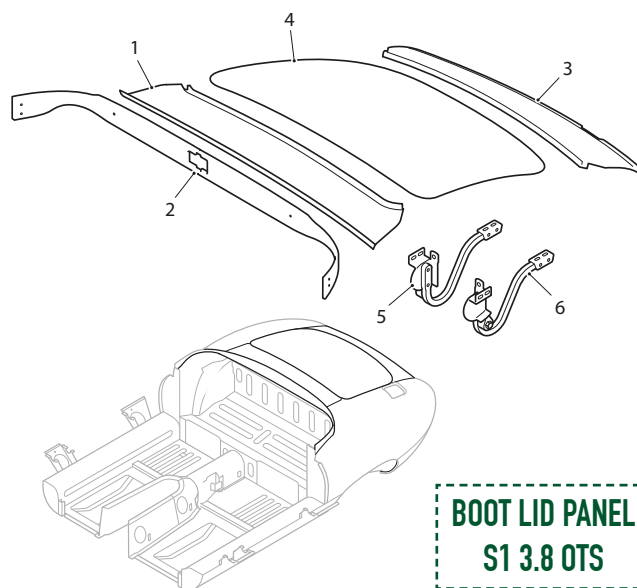
REAR END PANELS - S1 3.8 OTS

1. Rear Wing Assembly RH	BD15191	1
2. Rear Wing Assembly LH	BD15192	1
3. Petrol Filler Box Assembly, in LH Wing	BD15933	1
4. Top Quarter Panel Assembly, RH	BD18872	1
5. Top Quarter Panel Assembly, LH	BD18873	1
6. Lid Assembly for Petrol Filler Box	BD15934	1
7. Hinge Assembly for Petrol Filler Lid	BD15932	1
Screw, Set, securing Hinge to Lid and to Body	BD8291/1	4
Washer, Shakeproof, on Setscrews	C724	4
Washer, Plain, under Shakeproof Washers	FW104/T	4
8. Spring, between Lid and Hinge	BD15930	1
9. Panel Assembly, Lower Rear	BD15188	1
Lower Panel, RH Outer	BD18837	1
10. Lower Panel, LH Outer	BD18838	1
Boot Floor	MRE036	1
Panel Assembly, for Rear Number Plate	BD16207	1
11. Filler Panel, Seating RH Stop/Tail Lamp	BD18945	1
Fixing Bracket, Inner, for RH Stop/Tail Lamp	BD18952	1
Fixing Bracket, Outer, for RH Stop/Tail Lamp	BD18955	1
12. Filler Panel, Seating LH Stop/Tail Lamp	BD18946	1
Fixing Bracket, Inner, for LH Stop/Tail Lamp	BD18953	1
Fixing Bracket, Outer, for LH Stop/Tail Lamp	BD18956	1

BOOT LID PANEL: OTS

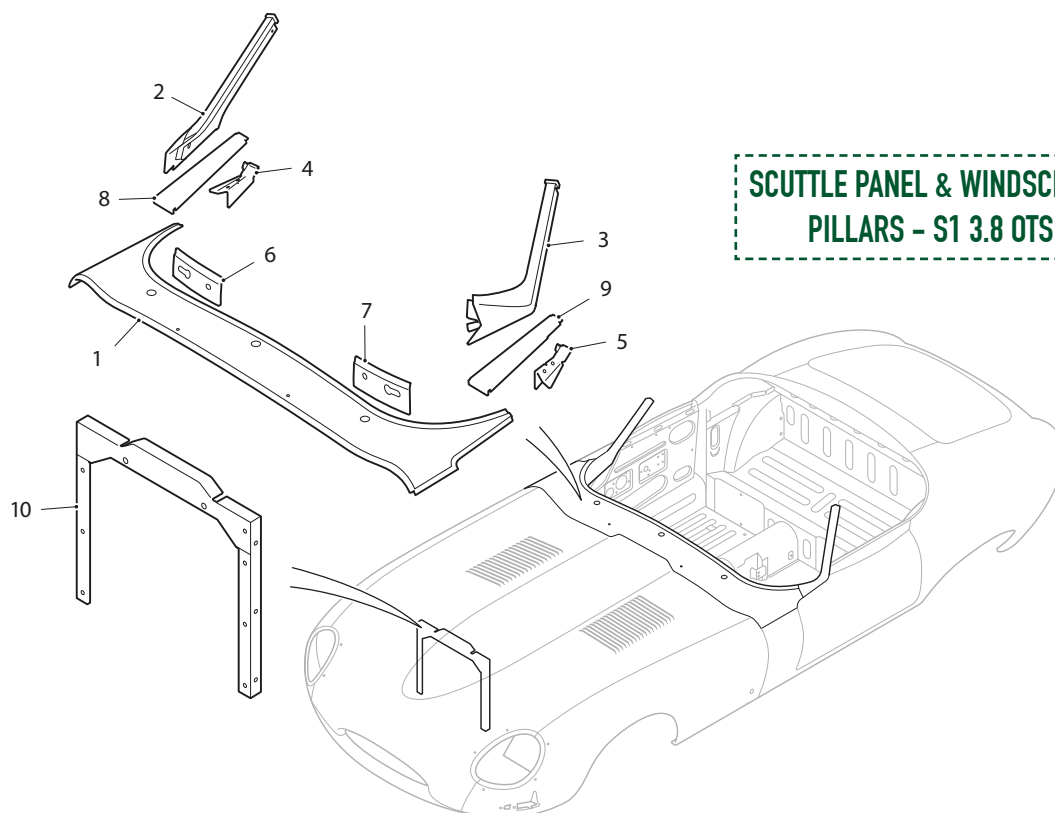
1. Tonneau Top Panel	BD15189	1
2. Support Panel Assembly, under front of Tonneau Top Panel	BD18801	1
3. Tonneau Rear Panel Assembly	BD15219	1
4. Boot Lid Shell Assembly	BD15172	1
5. RH Hinge Assembly for Boot Lid	BD20622	1
Leaf Spring, on RH Hinge	BD19204	5
Screw, Set, securing Springs to Bracket	UFS119/4R	1
Nut, on Setscrew	UFN119/L	1
Washer, Shakeproof, under Nut	C723/A	1
Washer, Plain, on Setscrew	AW102/T	2
Anchor Pin, for Spring	BD20628	1
Distance Tube, on Anchor Pin	BD19202	1
Distance Collar, below Tube	BD19203	1
6. LH Hinge Assembly for Boot Lid	BD20623	1
Leaf Spring, on Hinge	BD19204	5
Screw, Set, securing Hinges to Boot Lid	BD8291/2	4
Washer, Shakeproof, on Setscrews	C724	4
Washer, Plain, under Shakeproof Washers	FW104/T	4
Screw, Set (3/4" Long) securing Hinges to Body	BD13565/2	4
Washer, Shakeproof, on Setscrews	C725	4
Washer, plain, under Shakeproof Washers	FW105/T	4

Shim, for Hinges		
.036"	BD6265/1	A/R
.064"	BD6265/2	A/R
Nut, securing Hinges to Body	UFN125/L	4
Washer, Shakeproof, under Nuts	C724	4



BOOT LID PANEL
S1 3.8 OTS

SCUTTLE PANEL & WINDSCREEN PILLARS: OTS



1. Scuttle Top Panel Assembly	BD20957	1
2. RH Windscreen Pillar Assembly	BD16547	1
3. LH Windscreen Pillar Assembly	BD16548	1
4. Filler Panel, between RH Windscreen Pillar and Scuttle Top Panel	BD15217	1
5. Filler Panel, between LH Windscreen Pillar and Scuttle Top Panel	BD15218	1
6. Corner Panel, Dash to Scuttle Top Panel, RH	BD17069	1
7. Corner Panel, Dash to Scuttle Top Panel, LH	BD17070	1
8. Closing Panel, under RH Windscreen Pillar	BD15467	1
9. Closing Panel, under LH Windscreen Pillar	BD15468	1
10. Frame Assembly mounting Stoneguard	BD18710	1



BODY UNDERFRAME: OTS

NON-ILLUSTRATED PARTS

Bracket, mounting RH Hinge for Boot Lid	BD18949	1
Bracket, mounting LH Hinge for Boot Lid	BD18950	1
Extension, between RH Hinge Bracket and Rear Bulkhead Panel	BD20504	1
Extension, between LH Hinge Bracket and Rear Bulkhead Panel	BD20505	1
Stiffening Bracket, RH side of Rear Cross Member	BD22816	1
Stiffening Bracket, LH side of Rear Cross Member	BD22817	1
Bracket, RH, for mounting of Rear Suspension Cross Member	BD19077	1
Bracket, LH, for mounting of Rear Suspension Cross Member	BD19078	1
Reinforcement Angle, between Spare Wheel Compartment Panel and Top Panel	BD15238	1
Bracket, mounting RH Hinge for Boot Lid	BD18949	1
Bracket, mounting LH Hinge for Boot Lid	BD18950	1
Extension, between RH Hinge Bracket and Rear Bulkhead Panel	BD20504	1
Extension, between LH Hinge Bracket and Rear Bulkhead Panel	BD20505	1
Extension, on RH Shut Pillar, for Door Seal Retainer	BD19221	1
Extension, on LH Shut Pillar, for Door Seal Retainer	BD19222	1
Bracket, for mounting of Rear Suspension Bump Stop Rubbers	BD19132	2

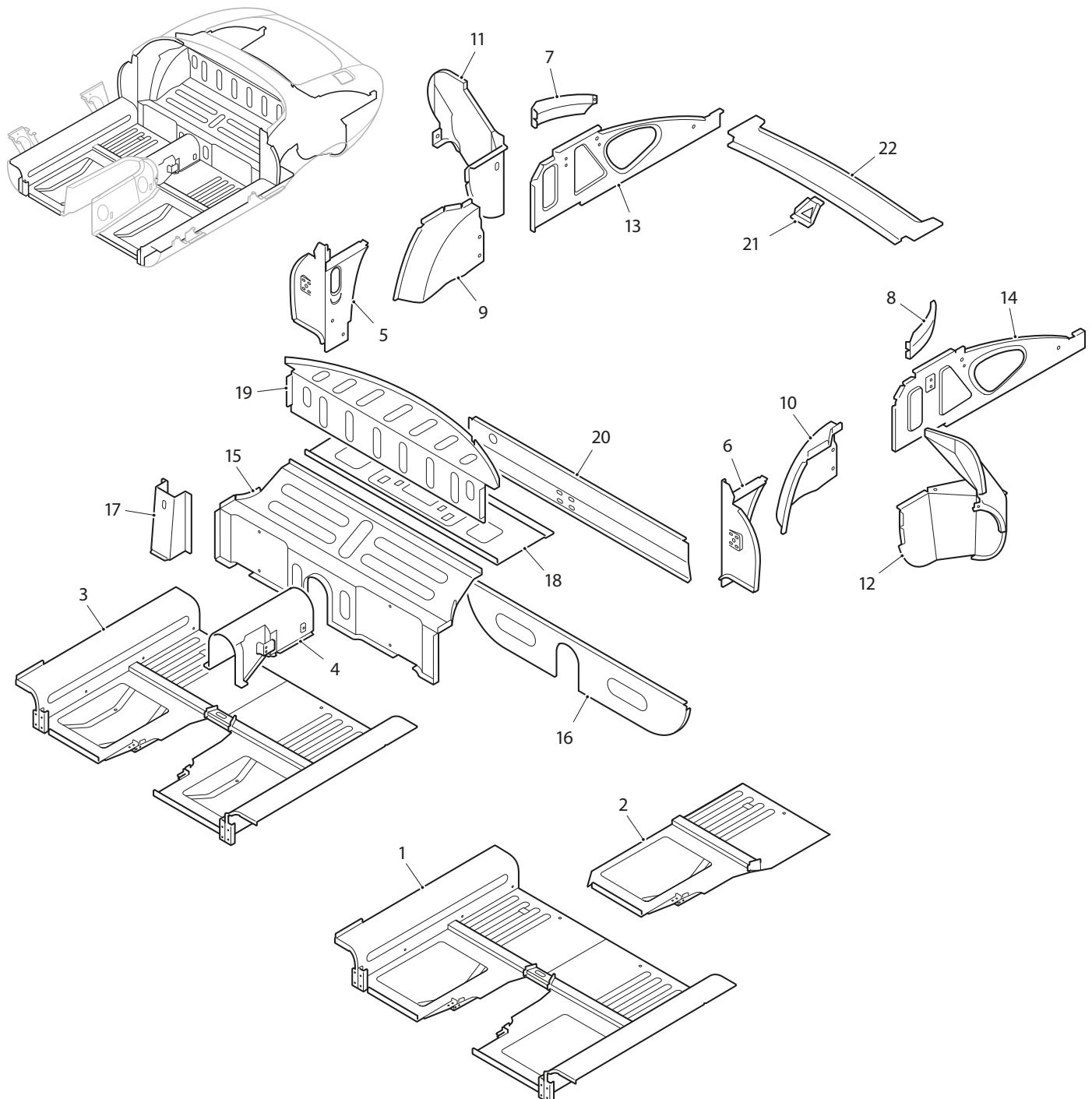
FLAT FLOOR ASSEMBLY

1. Complete Flat Floor Assembly	BD15171	1
2. Full Flat Floor RH	BD15171/BRH	1
Full Flat Floor LH	BD15171/BLH	1
Front Flat Floor Section RH	BD15171/ARH	1
Front Flat Floor Section LH	BD15171/ALH	1
Complete Floor Cross Member	BR15171/C	1
Floor Cross Member RH	BD15171/DRH	1
Floor Cross Member LH	BD15171/DLH	1

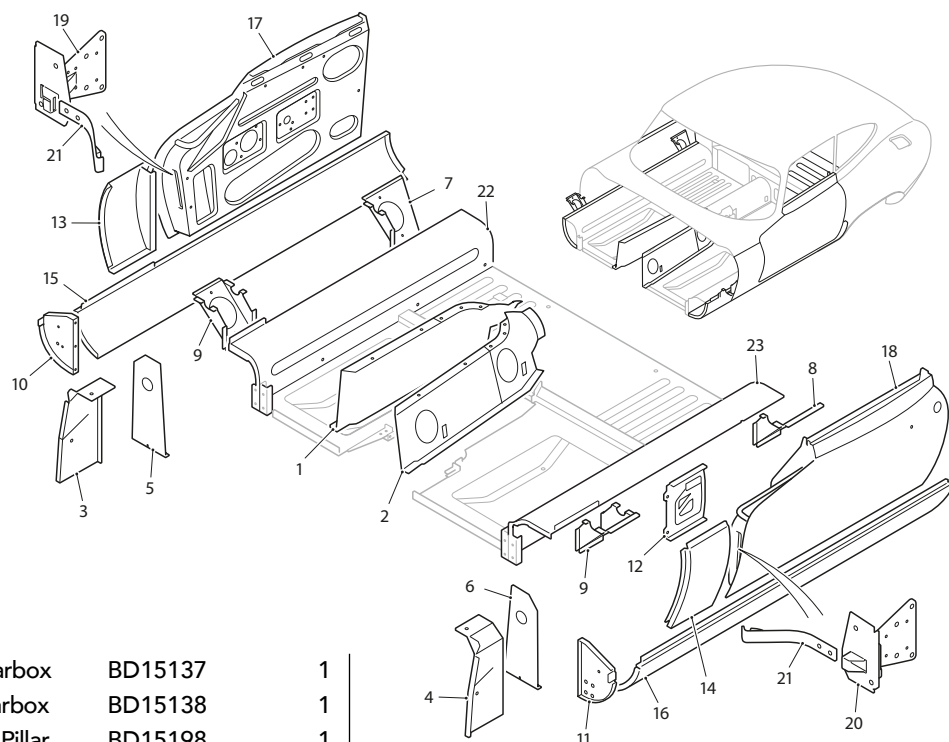
FLOOR ASSEMBLY (COMPLETE WITH HEEL WELLS)

3. Complete Floor Assembly	BD27374	1
Full Floor RH	BD27374/ERH	1
Full Floor LH	BD27374/ELH	1
Front Floor Section RH	SNG012RH	1
Front Floor Section LH	SNG012LH	1
Heel Well only	BD15131/2	2
Bracket Assembly, for Exhaust Silencer Mounting	BD19238	4
Plastic Plug, in Floor (3/8" dia.)	BD15588/1	26
Plastic Plug, in Floor (1/2" dia.)	BD15588/2	2
Plastic Plug, in Floor (3/4" dia.)	BD15588/4	2
Plastic Plug, in Floor (7/8" dia.)	BD15588/5	10
Plastic Plug, in Floor	BD19902	1
Plastic Plug, in Floor (Safety Harness)	BD22756	4
4. Tunnel Assembly	BD16650	1
5. Shut Pillar Assembly, RH	BD15223	1
6. Shut Pillar Assembly, LH	BD15224	1

7. Support Panel, for RH Rear Quarter	BD18839	1
8. Support Panel, for LH Rear Quarter	BD18840	1
Mounting Panel, RH, for Hoodsticks	BD18831	1
Mounting Panel, LH, for Hoodsticks	BD18832	1
9. Wheel Arch Panel, RH Forward	BD15232	1
10. Wheel Arch Panel, LH Forward	BD15233	1
11. Wheel Arch Panel, RH Rear	BD15225	1
12. Wheel Arch Panel, LH Rear	BD15226	1
13. Valance Assembly, behind RH Wheel Arch	BD15231	1
14. Valance Assembly, behind LH Wheel Arch	BD15230	1
15. Floor Panel Assembly, rear	BD22693	1
Floor Panel Assembly, rear	BD22808	1
16. Cross Member Assembly, for Rear Floor	BD20162	1
17. Stiffening Bracket, at sides of Rear Cross Member	BD17445	2
Bracket Assembly, RH, for mounting of Rear Suspension Cross Member	BD19077	1
Bracket Assembly, LH, for mounting of Rear Suspension Cross Member	BD19078	1
18. Top Panel Assembly, above Rear Floor	BD17442	1
19. Rear Bulkhead Panel Assembly	BD19681	1
20. Panel Assembly, for front of Spare Wheel Compartment	BD15228	1
Reinforcement Angle, between Spare Wheel Compartment Panel and Top Panel	BD15238	1
21. Shield, for Interior Light	BD18963	1
22. Panel Assembly, reinforcing Tonneau	BD16212	1



OUTER BODY PANELS: FHC

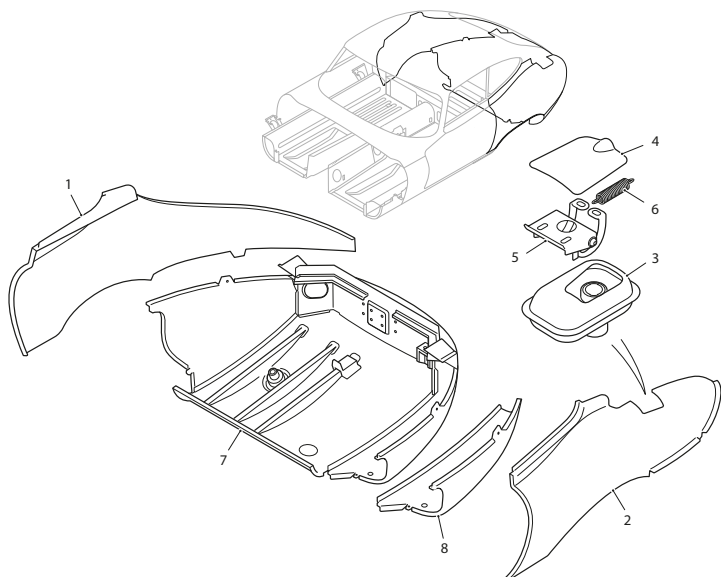


OUTER BODY PANELS S1 3.8 FHC

1. Panel Assembly, at RH side of Gearbox	BD15137	1		
2. Panel Assembly, at LH side of Gearbox	BD15138	1		
3. Reinforcement Panel, for RH Shut Pillar	BD15198	1		
4. Reinforcement Panel, for LH Shut Pillar	BD15199	1		
5. Closing Panel Assembly, for RH Shut Pillar	BD19897	1		
6. Closing Panel Assembly, for LH Shut Pillar	BD19898	1		
Support Panel, for Shut Pillars	BD17456	2		
Reinforcement Panel, Lower Rear, for Propeller Shaft Tunnel	BD18368	1		
7. Reinforcement Panel, at Rear of RH Sill	BD15982	1		
8. Reinforcement Panel, at Rear of LH Sill	BD15983	1		
9. Reinforcement Panel, at Front of Sills	BD16488	2		
10. Closing Panel, for front of RH Sill	BD28252	1		
11. Closing Panel, for front of LH Sill	BD28253	1		
Reinforcement Panel, for RH Dash Side	BD14918	1		
12. Reinforcement Panel, for LH Dash Side	BD14919	1		
Closing Panel Assembly, RH Lower Dash Front	BD16942	1		
Closing Panel, LH Lower Dash, Front	BD16943	1		
13. Exterior Panel Assembly, RH Dash Side	BD15180	1		
14. Exterior Panel Assembly, LH Dash Side	BD15181	1		
15. RH Sill Outer Panel	BD15133	1		
End Plate, at Front of RH Sill	BD15184	1		
Bracket Assembly, at side of RH Sill for mounting Air Cleaner	BD15187	1		
16. LH Sill Outer Panel	BD15134	1		
End Plate Assembly, at Front of LH Sill	BD15185	1		
Bracket Assembly, at side of LH Sill for mounting Battery Tray	BD15186	1		
Bracket, Under Sills, for Jack Location	BD19586	2		
17. Door Shell Assembly, RH	BD19739	1		
Door Skin Panel, RH	BD19741	1		
18. Door Shell Assembly, LH	BD19740	1		
Door Skin Panel, LH	BD19742	1		
			Drain Tray, at top of RH Door	BD21030 1
			18. Drain Tray, at top of LH Door	BD21031 1
			Drain Tube Rubber, for Tray	BD21180 1
			Inner Panel Assembly, for RH Door	BD15453 1
			Inner Panel Assembly, for LH Door	BD15454 1
			Outer Panel Assembly, for RH Door	BD19741 1
			Outer Panel Assembly, for LH Door	BD19742 1
			Pop Rivet, securing Drain Tray	BD11712/1 4
			Pop Rivet, securing Shrouds	BD1814/1 12
			Pop Rivet, securing Shrouds at front and rear of Doors	BD1814/2 14
			Shroud, for Drain Holes at Bottom of Door	BD20878 4
			Shroud, for Drain Holes, at Front of Door	BD20978 2
			Shroud, for Drain Holes, at Rear of Door	BD20979 2
			19. Hinge Assembly, for RH Door	BD15495 1
			20. Hinge Assembly, for LH Door	BD15496 1
			Grease Nipple, on Door Hinges (Tec. Yh. 109)	C16168 2
			21. Check Arm Assembly for Doors	BD22662 2
			Brass Cam, for Check Arms	BD22661 2
			Screw, Self-Tapping, securing Hinge to Doors	BD711/20 4
			Screw, Set, Csk, Hd., securing Cam to Check Arms	UCS519/4H 4
			Screw, Set, securing Check Arm to Door Hinges	UFS425/5H 4
			Screw, Set, securing Hinge to Doors	BD17034/5 8
			Screw, Set, securing Hinges to Body	BD13565/3 8
			Washer, Shakeproof, on Setscrews	C724 4
			Washer, Spring, on Setscrews	FG105/X 8
			22. Inner Sill RH	BD27374/ARH 1
			23. Inner Sill LH	BD27374/ALH 1

REAR END PANELS: FHC

1. Rear Wing Assembly, RH	BD36100	1
Outer Wheel Arch Repair Section	MRE026RH	1
2. Rear Wing Assembly, LH	BD36101	1
Outer Wheel Arch Repair Section	MRE026LH	1

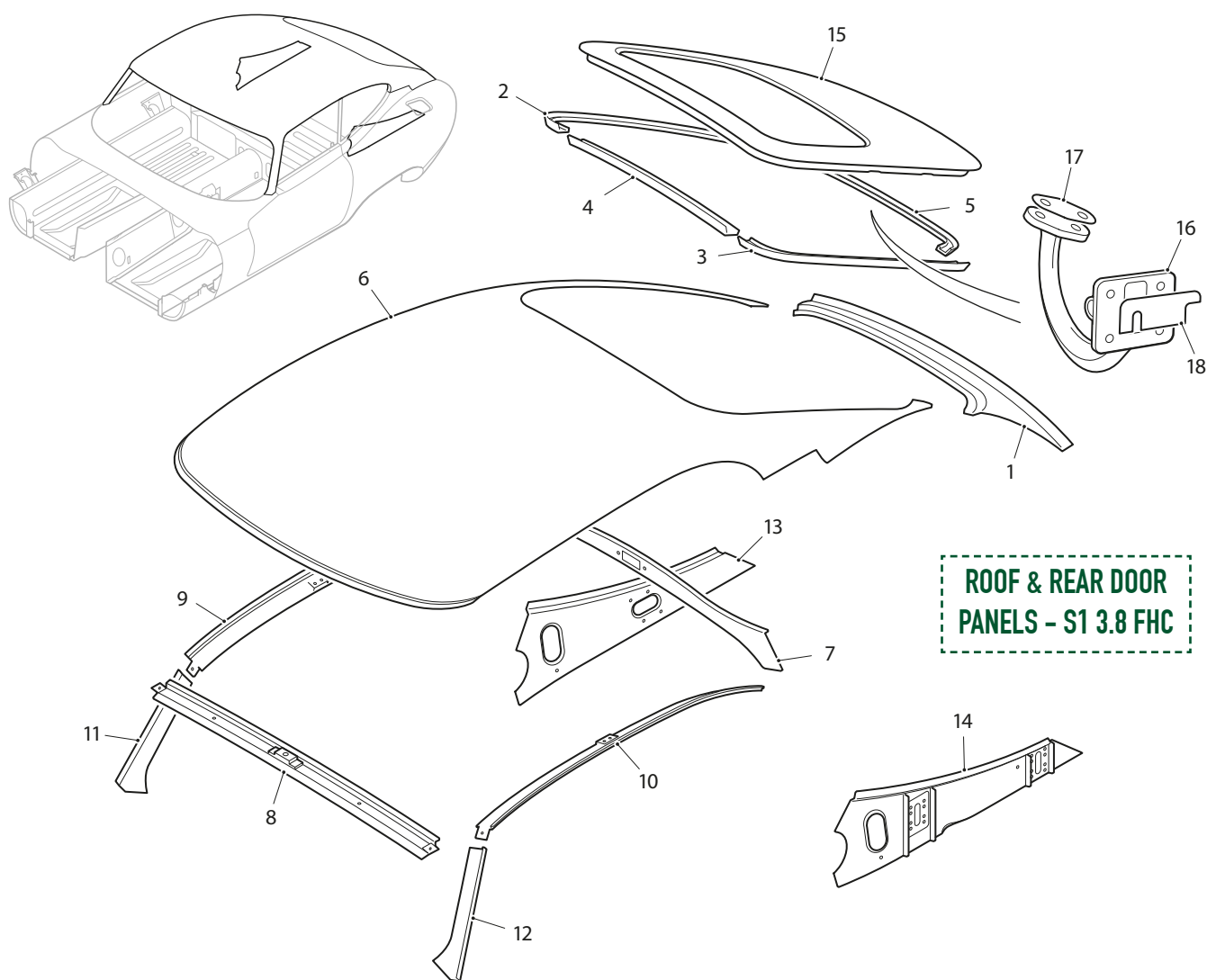


REAR END PANELS - S1 3.8 FHC

3. Petrol Filler Box Assembly in LH Wing		
Chassis No. 860001 to 860478.		
875001 to 886013.	BD21386	1
Chassis No. 860479 and subs.		
886014 and subs.	BD19339	1
4. Lid Assembly, for Petrol Filler Box		
Chassis No. 860001 to 860478.		
875001 to 886013.	BD19355	1
Chassis No. 860479 and subs.		
886014 and subs.	BD22242	1
5. Hinge Assembly for Petrol Filler Lid	BD19552	1
Screw, Set, securing Hinge to Lid, and to Body	BD8291/1	4
Washer, Plain, under Shakeproof Washers	FW104/T	4
Washer, Shakeproof, on Setscrews	C724	4
6. Spring, between Lid and Hinge	BD15930	1
7. Panel Assembly, Lower Rear	BD19338	1
Lower Panel, RH Outer	BD18837	1
8. Lower Panel, LH Outer	BD18838	1
Fixing Bracket, Outer, for RH Stop/Tail Lamp	BD19532	1
Fixing Bracket, Outer, for LH Stop/Tail Lamp	BD19533	1
Fixing Bracket, Inner, for RH Stop/Tail Lamp	BD19534	1
Fixing Bracket, Inner, for LH Stop/Tail Lamp	BD19535	1
Boot Floor	MRE036	1
Panel Assembly for Rear Number Plate	BD19970	1



ROOF & REAR DOOR PANELS: FHC



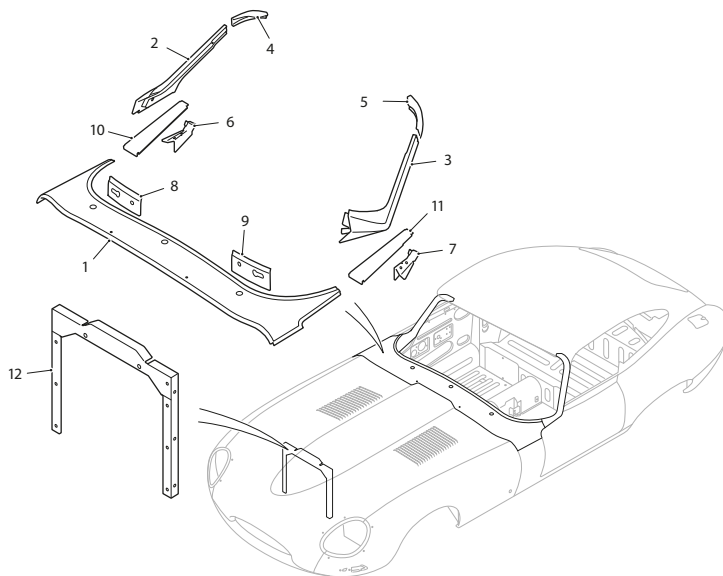
1. Tail Panel, below Boot Lid	BD19340/4	1
2. Gutter at RH side of Boot Lid Aperture	BD19878/1	1
3. Gutter at LH side of Boot Lid Aperture	BD19878/2	1
4. Gutter at top of Boot Lid Aperture	BD19878/3	1
5. Gutter at bottom of Boot Lid Aperture	BD19878/4	1
6. Roof Panel Assembly		
Chassis No. 860001 to 860478. 875001 to 886013.	BD19340/1	1
Chassis No. 860479 and subs. 886014 and subs.	BD19540/1	1
7. Reinforcement Rail Assembly, for Roof		
Chassis No. 860001 to 860478. 875001 to 886013.	BD19762	1
Chassis No. 860479 and subs. 886014 and subs.	BD20119	1
8. Windscreen Header Panel		
Chassis No. 860001 to 860478. 875001 to 886013.	BD19619	1
Chassis No. 860479 and subs. 886014 and subs.	BD20106	1

ROOF & REAR DOOR PANELS: FHC

9. RH Cantrail Panel Assembly		
Chassis No. 860001 to 860478. 875001 to 886013.	BD19617	1
Chassis No. 860479 and subs. 886014 and subs.	BD20115	1
10. LH Cantrail Panel Assembly		
Chassis No. 860001 to 860478. 875001 to 886013.	BD19618	1
Chassis No. 860479 and subs. 886014 and subs.	BD20116	1
11. Drip Bead Extension On RH Cantrail Panel		
Chassis No. 860001 to 860478. 875001 to 886013.	BD21354	1
Chassis No. 860479 and subs. 886014 and subs.	BD21448	1
12. Drip Bead Extension On LH Cantrail Panel		
Chassis No. 860001 to 860478. 875001 to 886013.	BD21355	1
Chassis No. 860479 and subs. 886014 and subs.	BD21449	1
13. Support Panel Assembly, at RH side of Boot Lid Aperture		
Chassis No. 860001 to 860478. 875001 to 886013.	BD20809	1
Chassis No. 860479 and subs. 886014 and subs.	BD19626	1
14. Support Panel Assembly, at LH side of Boot Lid Aperture		
Chassis No. 860001 to 860478. 875001 to 886013.	BD20810	1
Chassis No. 860479 and subs. 886014 and subs.	BD19627	1
15. Boot Lid Shell Assembly		
Chassis No. 860001 to 860478. 875001 to 886013.	BD19550	1
Chassis No. 860479 and subs. 886014 and subs.	BD19544	1
BOOT HINGES, CHASSIS NO. 860001 TO 860478. 875001 TO 886013.		
Hinge Assembly, Upper, for Boot Lid	BD20306	1
Hinge Assembly, Lower, for Boot Lid	BD20307	1
Screw, Set, Securing Hinges to Body	UFS425/3H	8
Screw, Set, Securing Hinges to Boot Lid	UFS125/4R	4
Special Washer, under Shakeproof Washers	BD541/20	4
Washer, Shakeproof, on Setscrews	C724	12
BOOT HINGES, CHASSIS NO. 860479 AND SUBS. 886014 AND SUBS.		
16. Hinge Assembly, for Boot Lid	BD20261	2
Screw, Set, securing Hinges to Body	UFS125/5R	8
Screw, Set, securing Hinges to Boot Lid	BD17034/3	4
17. Shim, between Hinges and Boot Lid	BD23163	A/R
18. Shim, between Hinges and Body	BD23164	A/R
Washer, Shakeproof, Csk., on Setscrews	BD2906/6	4
Washer, Shakeproof, on Setscrews	C724	8

SCUTTLE PANEL & WINDSCREEN PILLARS: FHC

1. Scuttle Top Panel Assembly	BD20957	1
2. RH Windscreen Pillar Assembly		
Chassis No. 860001 to 860478. 885001 to 886013.	BD19341	1
Chassis No. 860479 and subs. 886014 and subs.	BD23913	1
3. LH Windscreen Pillar Assembly		
Chassis No. 860001 to 860478. 885001 to 886013.	BD19342	1
Chassis No. 860479 and subs. 886014 and subs.	BD23914	1
4. Reinforcement Channel, at top of RH Pillar		
Chassis No. 860001 to 860478. 885001 to 886013.	BD19869	1
Chassis No. 860479 and subs. 886014 and subs.	BD20203	1
5. Reinforcement Channel, at top of LH Pillar		
Chassis No. 860001 to 860478. 885001 to 886013.	BD19870	1
Chassis No. 860479 and subs. 886014 and subs.	BD20202	1
6. Filler Panel, between RH Windscreen Pillar and Scuttle Top Panel	BD15217	1
7. Filler Panel, between LH Windscreen Pillar and Scuttle Top Panel	BD15218	1
8. Corner Panel, Dash to Scuttle Top, RH	BD17069	1
9. Corner Panel, Dash to Scuttle Top, LH	BD17070	1
10. Closing Panel, under RH Windscreen Pillar	BD15467	1
11. Closing Panel, under LH Windscreen Pillar	BD15468	1
12. Frame Assembly mounting Stoneguard	BD18710	1



**SCUTTLE PANEL & WINDSCREEN
PILLARS - S1 3.8 FHC**

BODY UNDERFRAME: FHC

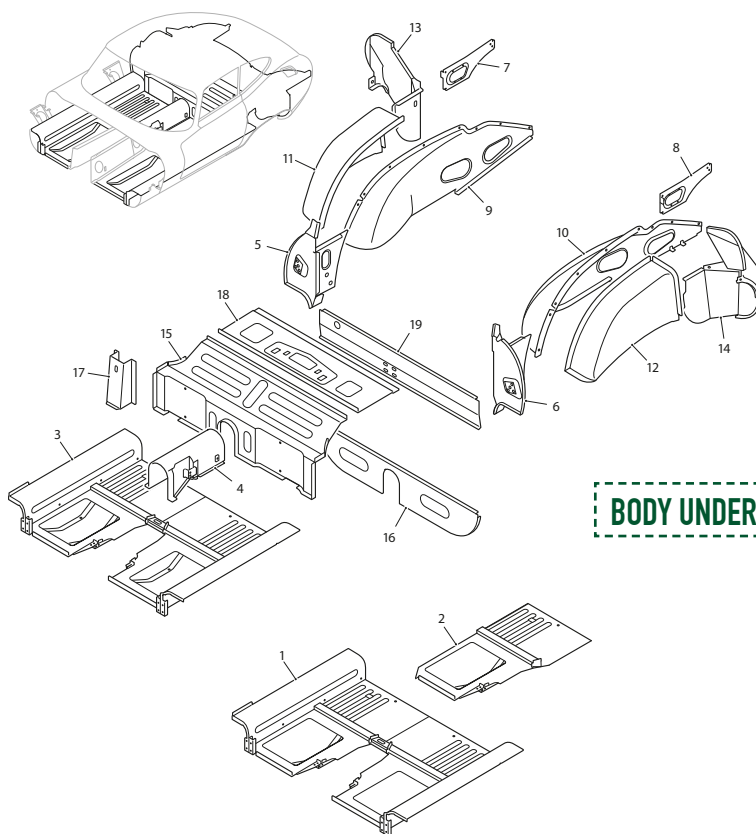
FLAT FLOOR ASSEMBLY (SEE DIAGRAM ON PAGE 171)

1. Complete Flat Floor Assembly	BD15171	1
2. Full Flat Floor RH	BD15171/BRH	1
Full Flat Floor LH	BD15171/BLH	1
Front Flat Floor Section RH	BD15171/ARH	1
Front Flat Floor Section LH	BD15171/ALH	1
Complete Floor Cross Member	BR15171/C	1
Floor Cross Member RH	BD15171/DRH	1
Floor Cross Member LH	BD15171/DLH	1

BODY UNDERFRAME: FHC

FLOOR ASSEMBLY COMPLETE WITH HEEL WELLS

3. Complete Floor Assembly	BD27374	1	11. Wheel Arch Panel Assembly, RH Outer forward	BD19628	1
Full Floor RH	BD27374/ERH	1	12. Wheel Arch Panel Assembly, LH Outer forward	BD19629	1
Full Floor LH	BD27374/ELH	1	13. Wheel Arch Panel Assembly, RH rear	BD19545	1
Front Floor Section RH	SNG012RH	1	14. Wheel Arch Panel Assembly, LH rear	BD19546	1
Front Floor Section LH	SNG012LH	1	15. Floor Panel, rear	BD15985	1
Heel Well only	BD15131/2	2	Floor Panel Assembly (Not Illustrated)	BD22809	1
Bracket Assembly, for Exhaust Silencer Mounting	BD19238	4	16. Cross Member Assembly, for Rear Floor	BD20162	1
Plastic Plug, in Floor (3/8" dia.)	BD15588/1	26	17. Stiffening Bracket, at sides of Rear Floor Cross Member	BD17445	2
Plastic Plug, in Floor (1/2" dia.)	BD15588/2	2	Stiffening Bracket, at LH side of Rear Cross Member	BD22817	1
Plastic Plug, in Floor (3/4" dia.)	BD15588/4	2	Stiffening Bracket, at RH side of Rear Cross Member	BD22816	1
Plastic Plug, in Floor (7/8" dia.)	BD15588/5	10	Bracket Assembly, RH, for mounting of Rear Suspension Cross Member	BD19077	1
Plastic Plug, in Floor	BD19902	1	Bracket Assembly, LH, for mounting of Rear Suspension Cross Member	BD19078	1
Plastic Plug, in Floor (Safety Harness)	BD22756	4	18. Top Panel Assembly, above Rear Floor	BD17442	1
4. Tunnel Assembly	BD28567	1	19. Panel Assembly, for front of Petrol Tank and Spare Wheel Compartment	BD15228	1
5. Shut Pillar Assembly, RH	BD15223	1	Reinforcement Angle, between Tank Compartment Panel and Top Panel	BD15238	1
6. Shut Pillar Assembly, LH	BD15224	1	Bracket Assembly, for mounting of Rear Suspension Bump Stop Rubbers	BD19132	2
7. Support Panel, for RH Inner Quarter	BD19322/3	1			
8. Support Panel, for LH Inner Quarter	BD19323/3	1			
9. Wheel Arch Panel Assembly, RH Inner forward	BD20544	1			
10. Wheel Arch Panel Assembly, LH Inner forward	BD20545	1			



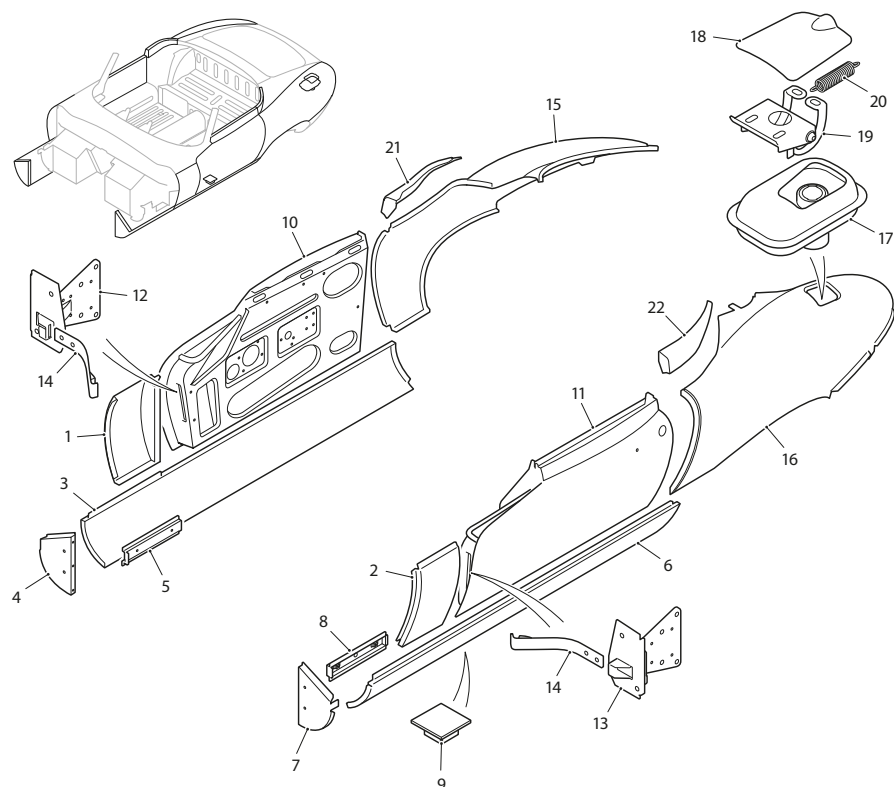
BODY UNDERFRAME - S1 3.8 OTS

BODY PANELS s1 4.2

173	•	OTS	OUTER BODY PANELS
174	•		REAR END PANELS
175	•		BOOT LID PANEL
177	•		SCUTTLE PANEL & WINDSCREEN PILLARS
178	•		BODY UNDERFRAME
180	•	FHC	OUTER BODY PANELS
181	•		REAR END PANELS
182	•		ROOF & REAR DOOR PANELS
183	•		SCUTTLE PANEL & WINDSCREEN PILLARS
184	•		BODY UNDERFRAME
186	•	2+2	DOORS, SILLS & REAR WINGS
187	•		SEAL RETAINERS, ROOF & REAR DOOR
188	•		REAR LOWER PANEL
189	•		SCUTTLE PANEL & WINDSCREEN PILLARS
190	•		BODY UNDERFRAME

OUTER BODY PANELS: OTS

1. Exterior Panel Assembly at RH Dash Side	BD15180	1	Drain Tube (rubber) for Tray	BD21180	1
2. Exterior Panel Assembly at LH Dash Side	BD15181	1	Clip, securing Drain Tube	BD25213	1
3. RH Sill Outer Panel	BD15133	1	12. Hinge Assembly for RH Door	BD15495	1
4. End Plate, at front of RH Sill	BD15184	1	13. Hinge Assembly for LH Door	BD15496	1
5. Bracket Assembly, at side of RH Sill, mounting Air Cleaner	BD15187	1	14. Check Arm Assembly for Doors	BD22662	2
6. LH Sill Outer Panel	BD15134	1	Brass Cam, for Check Arm	BD22661	2
7. End Plate Assembly, at Front of LH Sill	BD15185	1	Screw, Set, securing Cam to Check Arms	UCS519/4H	4
8. Bracket Assembly, at Side of LH Sill, mounting Battery Tray	BD15186	1	Screw, Set, securing Check Arm to Door Hinges	UFS425/5H	4
Battery Carrier	BD15165	1	Washer, Shakeproof, on Setscrews	C724	4
9. Bracket, under Sills, for Jack Location	BD19586	2	Screw, Set, securing Hinges to Doors	BD17034/5	8
10. RH Door Shell Assembly	BD24850	1	Screw, Self-Tapping, securing Hinges to Doors	DAZ412/12C	4
Door Skin Panel, RH	BD21319	1	Screw, Set, securing Hinges to Body	BD13565/3	8
Drain Tray, at Top of RH Door	BD22773	1	Washer, Spring, on Setscrews	FG105/X	8
Pop Rivet, Securing Drain Tray	BD11712/2	4	15. RH Rear Wing Assembly	BD15191	1
Shroud, for Drain Holes at bottom of Door	BD20878	2	16. LH Rear Wing Assembly	BD15192	1
Pop Rivet, securing Shrouds	BD1814/1	6	17. Petrol Filler Box Assembly in LH Wing	BD15933	1
Drain Tube (rubber) for Tray	BD21180	1	18. Lid Assembly for Petrol Filler Box	BD15934	1
Clip, securing Drain Tube	BD25213	1	19. Hinge Assembly for Petrol Filler Lid	BD15932	1
11. LH Door Shell Assembly	BD24851	1	Screw, Set, securing Hinge to Lid and Body	BD8291/1	4
Door Skin Panel, LH	BD21320	1	Washer, Shakeproof, on Setscrews	C724	4
Drain Tray, at top of LH Door	BD22774	1	Washer, Plain, under Shakeproof Washers	FW104/T	4
Pop Rivet, securing Drain Tray	BD11712/2	4	20. Spring between Lid and Hinge	BD15930	1
Shroud, for Drain Holes at bottom of Door	BD20878	2	21. RH Top Quarter Panel Assembly	BD18872	1
Pop Rivet, securing Shrouds	BD1814/1	6	22. LH Top Quarter Panel Assembly	BD18873	1

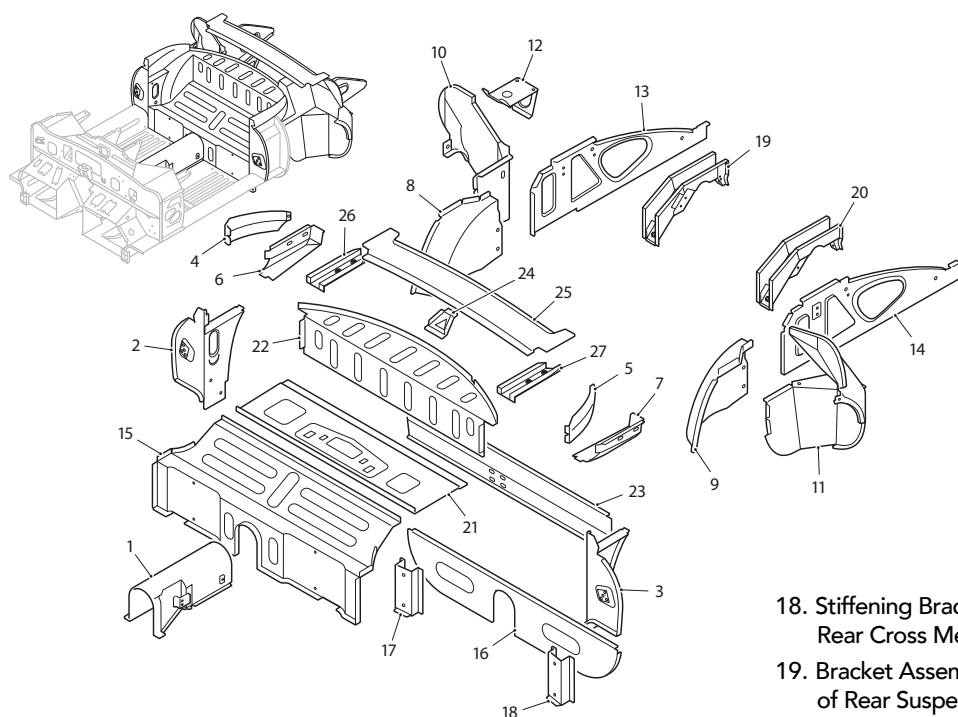


OUTER BODY PANELS
S1 4.2 OTS



BD15165
BATTERY CARRIER

REAR END PANELS: OTS



REAR END ASSEMBLY (NOT ILLUSTRATED)

Chassis No. 1E.1001 to 1E.1069.
1E.10001 to 1E.10425

BD27845 1

Chassis No. 1E.1070 and subs.
1E.10426 and subs.

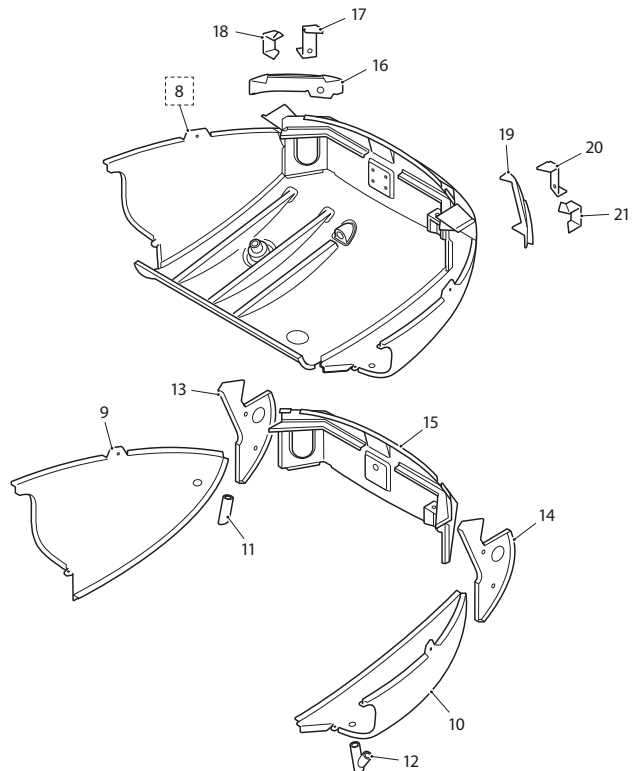
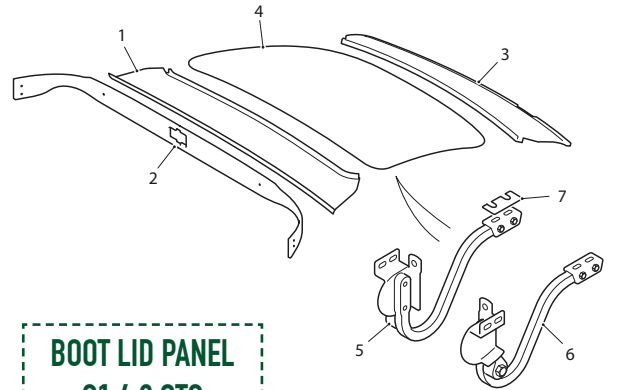
BD28149 1

REAR END PANELS - S1 4.2 OTS

1. Tunnel Assembly					
Chassis No. 1E.1001 to 1E.1069.					
1E.10001 to 1E.10425	BD16650	1			
Chassis No. 1E.1070 and					
subs. 1E.10426 and subs.	BD28567	1			
2. Shut Pillar Assembly, RH	BD15223	1			
3. Shut Pillar Assembly, LH	BD15224	1			
4. Support Panel, for RH Rear Quarter	BD18839	1			
5. Support Panel, for LH Rear Quarter	BD18840	1			
6. Mounting Panel, RH, for Hoodsticks	BD18831	1			
7. Mounting Panel, LH, for Hoodsticks	BD18832	1			
8. Wheel Arch Panel Assembly, RH Forward	BD15232	1			
9. Wheel Arch Panel Assembly, LH Forward	BD15233	1			
10. Wheel Arch Panel Assembly, RH Rear	BD15225	1			
11. Wheel Arch Panel Assembly, LH Rear	BD15226	1			
12. Bracket Assembly, on RH Rear Wheel					
Arch, mounting Petrol Pump	BD27181	1			
13. Valance Assembly, behind RH Wheel Arch	BD15230	1			
14. Valance Assembly, behind LH Wheel Arch	BD15231	1			
15. Floor Panel Assembly, Rear					
Chassis No. 1E.1001 to 1E.1285.					
E.10001 to 1E.11117	BD22693	1			
Chassis No. 1E.1286 and subs.					
1E.11118 and subs.	BD22808	1			
16. Panel Assembly, for Rear Floor Cross Member	BD20162	1			
17. Stiffening Bracket, at RH side of					
Rear Cross Member	BD22816	1			
18. Stiffening Bracket, at LH side of					
Rear Cross Member	BD22817	1			
19. Bracket Assembly, RH, for Mounting					
of Rear Suspension Cross Member	BD19077	1			
20. Bracket, Assembly, LH, for Mounting					
of Rear Suspension Cross Member	BD19078	1			
21. Top Panel Assembly, above Rear Floor					
Chassis 1E.1001 to 1E.1069 and					
1E.10001 to 1E.10425	BD25859	1			
Chassis 1E.1070 and subs.					
and 1E.10426 and subs.	BD28148	1			
22. Rear Bulkhead Panel Assembly	BD19681	1			
23. Panel Assembly, for front of					
Spare Wheel Compartment					
Chassis 1E.1001 to 1E.1069					
and 1E.10001 to 1E.10425	BD15228	1			
Chassis 1E.1070 and subs.					
and 1E.10426 and subs.	BD27834	1			
24. Reinforcement Angle, between Spare					
Wheel Compartment Panel and Top Panel	BD15238	1			
25. Shield, for Interior Light	BD18963	1			
26. Panel Assembly, reinforcing Tonneau	BD16212	1			
27. Bracket Assembly, mounting RH					
Hinge for Boot Lid	BD18949	1			
Bracket Assembly, Mounting LH Hinge					
for Boot Lid	BD18950	1			
Extension, between RH Hinge Bracket					
and Rear Bulkhead Panel	BD20504	1			
Extension, between LH Hinge Bracket					
and Rear Bulkhead Panel	BD20505	1			
Extension, on RH Shut Pillar,					
for Door Seal Retainer	BD19221	1			
Extension, on LH Shut Pillar,					
for Door Seal Retainer	BD19222	1			
Bracket Assembly, for Mounting of					
Rear Suspension Bump Stops	BD19132	1			

BOOT LID PANEL: OTS

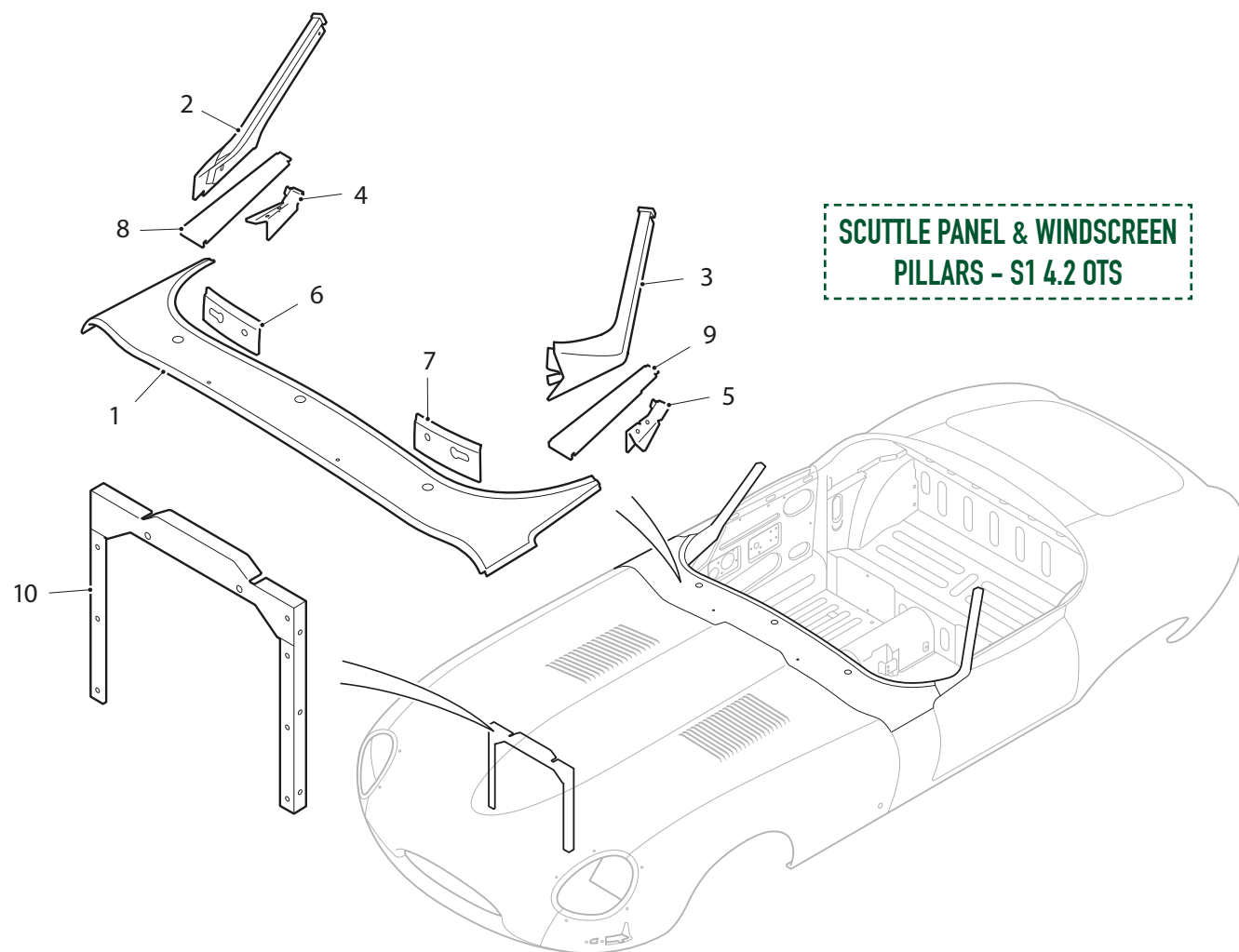
1. Tonneau Top Panel	BD15189	1
2. Support Panel Assembly at front of Tonneau Top Panel	BD18801	1
3. Tonneau Rear Panel Assembly	BD15219	1
4. Boot Lid Shell Assembly	BD28911	1
5. RH Hinge Assembly for Boot Lid	BD20622	1
Leaf Spring, on Hinge	BD19204	5
Screw, Set, Securing Springs to Bracket	UFS119/4R	1
Nut, on Setscrew	UFN119/L	1
Washer, Shakeproof, under Nut	A723/A	1
Washer, Plain, on Setscrew	BW102/T	2
Anchor Pin, for Springs	BD20628	1
Distance Tube, on Anchor Pin	BD19202	1
Distance Collar, below Tube	BD19203	1
6. LH Hinge Assembly for Boot Lid	BD20623	1
Leaf Spring, on Hinge	BD19204	5
Screw, Set, securing Springs to Bracket	UFS119/4R	1
Nut, on Setscrew	UFN119/L	1
Washer, Shakeproof, under Nut	A723/A	1
Anchor Pin, for Springs	BD20628	1
Distance Tube, on Anchor Pin	BD19202	1
Distance Collar, below Tube	BD19203	1
Screw, Set, securing Hinges to Boot Lid	BD8291/2	4
Washer, Shakeproof, on Setscrews	C724	4
Washer, Plain, under Shakeproof Washers	FW104/T	4
Screw, Set (3/4" Long) securing Hinges to Body	BD13565/2	4
Washer, Shakeproof, on Setscrews	C725	4
Washer, Plain, under Shakeproof Washers	FW105/T	4
7. Shim (.036" Thick) for Hinges	BD6265/1	A/R
Shim (.064" Thick) for Hinges	BD6265/2	A/R
Nut, securing Hinges to Body	UFN125/L	4
Washer, Shakeproof, under Nuts	C724	4
Washer, Plain, under Shakeproof Washers	FW104/T	4
8. Panel Assembly, Lower Rear	BD15188	1
9. Lower Panel, RH Outer	BD18837	1
10. Lower Panel, LH Outer	BD18838	1
11. Drain Tube, in RH Outer Lower Panel	BD21120	1
12. Drain Tube Assembly, in LH Outer Lower Panel	BD21114	1
13. Stiffener, between RH Outer Lower Panel and Rear Wheel Arch Valance	BD15264	1
14. Stiffener, between LH Outer Lower Panel and Rear Wheel Arch Valance	BD15265	1
15. Panel Assembly, mounting Rear Number Plate and Boot Lid Lock	BD16207	1
16. Filler Panel Seating RH Stop / Tail Lamp	BD18945	1
17. Fixing Bracket, Inner, for RH Stop/Tail Lamp	BD25409	1



18. Fixing Bracket Assembly, Outer, for RH Stop/Tail Lamp	BD19532	1
19. Filler Panel Seating LH Stop / Tail Lamp	BD18946	1
20. Fixing Bracket, Inner, for LH Stop/Tail Lamp	BD25410	1
21. Fixing Bracket Assembly, Outer, for LH Stop/Tail Lamp	BD19533	1
Attachment Bracket Assembly for Rear Bumpers (Not Illustrated)		
Chassis No. 1E.1412 and subs. 1E.11728 and subs.		
	BD28612	4

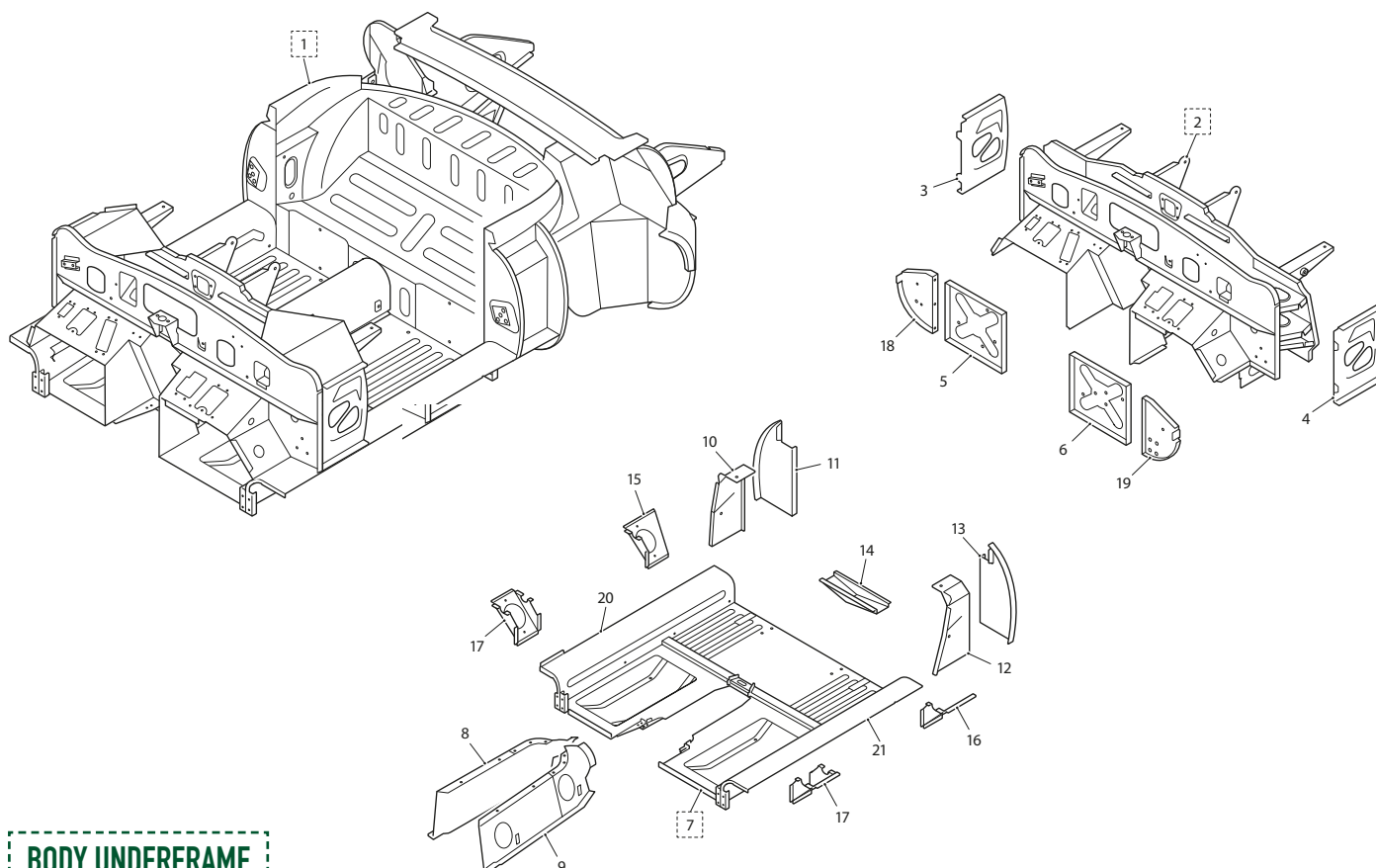


SCUTTLE PANEL & WINDSCREEN PILLARS: OTS



1. Scuttle Top Panel Assembly	BD20957	1
2. RH Windscreen Pillar Assembly	BD16547	1
3. LH Windscreen Pillar Assembly	BD16548	1
4. Filler Panel, Between RH Windscreen Pillar And Scuttle Top Panel	BD15217	1
5. Filler Panel, Between LH Windscreen Pillar And Scuttle Top Panel	BD15218	1
6. Corner Panel, Dash To Scuttle Top Panel, RH	BD17069	1
7. Corner Panel, Dash To Scuttle Top Panel, LH	BD17070	1
8. Closing Panel, Under RH Windscreen Pillar	BD15467	1
9. Closing Panel, Under LH Windscreen Pillar	BD15468	1
10. Frame Assembly Mounting Stoneguard	BD18710	1

BODY UNDERFRAME: OTS



BODY UNDERFRAME S1 4.2 OTS

1. Body Underframe Assembly	BD27419	1	3. Reinforcement Panel, for RH Dash side	BD14918	1
2. Dash Assembly	BD27429	1	4. Reinforcement Panel, for LH Dash side	BD14919	1
Dash Centre Panel Assembly	BD15197	1	Reinforcement Assembly, at top of RH Hinge Pillar	BD15216	1
Panel Assembly, at RH side of Clutch Housing	BD15139	1	Reinforcement Assembly, at top of LH Hinge Pillar	BD15215	1
Panel Assembly, at LH side of Clutch Housing	BD15140	1	5. Closing Panel Assembly, RH Dash Front, lower		
Pedal Mounting Panel Assembly, RH	BD18264	1	Chassis No. 1E.1001 to 1E.1285.		
Pedal Mounting Panel Assembly, LH	BD18263	1	1E.10001 to 1E.11117	BD16942	1
Side Panel Assembly, between			Chassis No. 1E.1286 and subs.		
RH Pedal Mounting Panel and Sill	BD15153	1	1E.11118 and subs.	BD28248	1
Side Panel Assembly, between			6. Closing Panel Assembly, LH Dash Front, lower		
LH Pedal Mounting Panel and Sill	BD15154	1	Fitted from Chassis No. 1E.1001		
Hinge Pillar Assembly, RH	BD18258	1	to 1E.1285. 1E.10001 to 1E.11117	BD16943	1
Hinge Pillar Assembly, LH	BD18257	1	Fitted to Chassis No. 1E.1286		
Diaphragm Assembly, Upper, for RH Hinge Pillar	BD18261	1	and subs. 1E.11118 and subs.	BD28249	1
Diaphragm Assembly, Upper, for LH Hinge Pillar	BD18260	1	Dash Bulkhead Assembly	BD27621	1
Extension Assembly, at top of RH Hinge Pillar	BD19067	1	Reinforcement Assembly, for RH upper		
Extension Assembly, at top of LH Hinge Pillar	BD19068	1	outer attachment point of Front Frame	BD18248	1
Door Assembly, in underside of			Reinforcement Assembly, for LH upper		
Dash, for Air from Heater	BD19853	2	outer attachment point of Front Frame	BD18247	1
Screw, Set securing Heater Doors to Dash	UFS119/3R	8			
Washer, Shakeproof, on Setscrews	C723/A	8			

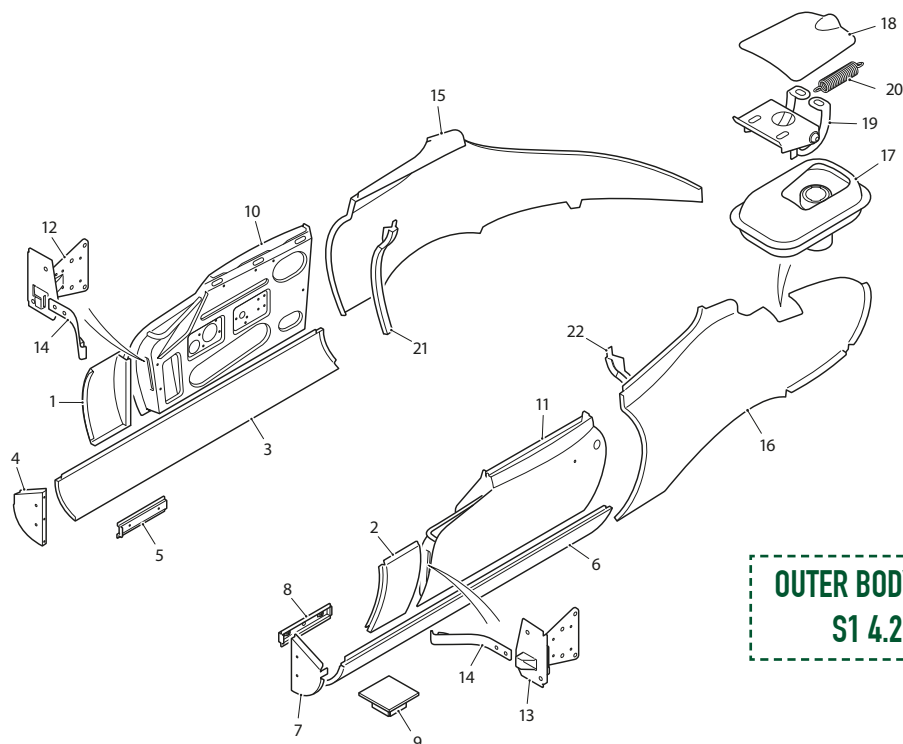
BODY UNDERFRAME: OTS

7. Floor Assembly Complete with Foot Wells	BD27374	1	10. Reinforcement Panel, for RH Shut Pillar	BD15198	1
Full Floor Assembly RH	BD27374/ERH	1	11. Closing Panel, for RH Shut Pillar	BD15994	1
Full Floor Assembly LH	BD27374/ELH	1	12. Reinforcement Panel, for LH Shut Pillar	BD15199	1
Front Floor Assembly RH	SNG012RH	1	13. Closing Panel, for LH Shut Pillar	BD15995	1
Front Floor Assembly LH	SNG012LH	1	Support Panel, for Shut Pillars	BD17456	2
Heel Well only	BD15131/2	2	14. Reinforcement Panel, lower rear, for Propeller Shaft Tunnel	BD18368	1
Reinforcement Assembly, for lower outer attachment points of Front Frame	BD15158	2	15. Reinforcement Panel, at rear of RH Sill	BD15982	1
Reinforcement Assembly, for RH lower inner attachment point of Front Frame	BD15159	1	16. Reinforcement Panel, at rear of LH Sill	BD15983	1
Reinforcement Assembly, for LH lower inner attachment point of Front Frame	BD15160	1	17. Reinforcement Panel, at front of Sills	BD16488	2
Bracket Assembly, for Exhaust Silence Mounting	BD19238	4	18. Closing Panel, for front of RH Sill		
8. Panel Assembly, at RH side of Gearbox			Chassis No. 1E.1001 to 1E.1285. 1E.10001 to 1E.11117	BD15202	1
Chassis No. 1E.1001 to 1E.1060. 1E.10001 to 1E.10359	BD15137	1	Chassis No. 1E.1286 and subs. 1E.11118 and subs.	BD28252	1
Chassis No. 1E.1061 and subs. 1E.10360 and subs.	BD28056	1	19. Closing Panel, for front of LH Sill		
9. Panel Assembly, at LH side of Gearbox			Chassis No. 1E.1001 to 1E.1285. 1E.10001 to 1E.11117	BD15203	1
Chassis No. 1E.1001 to 1E.1060. 1E.10001 to 1E.10359	BD15138	1	Chassis No. 1E.1286 and subs. 1E.11118 and subs.	BD28253	1
Chassis No. 1E.1061 and subs. 1E.10360 and subs.	BD28057	1	20. Inner Sill RH	BD27374/ARH	1
			21. Inner Sill LH	BD27374/ALH	1

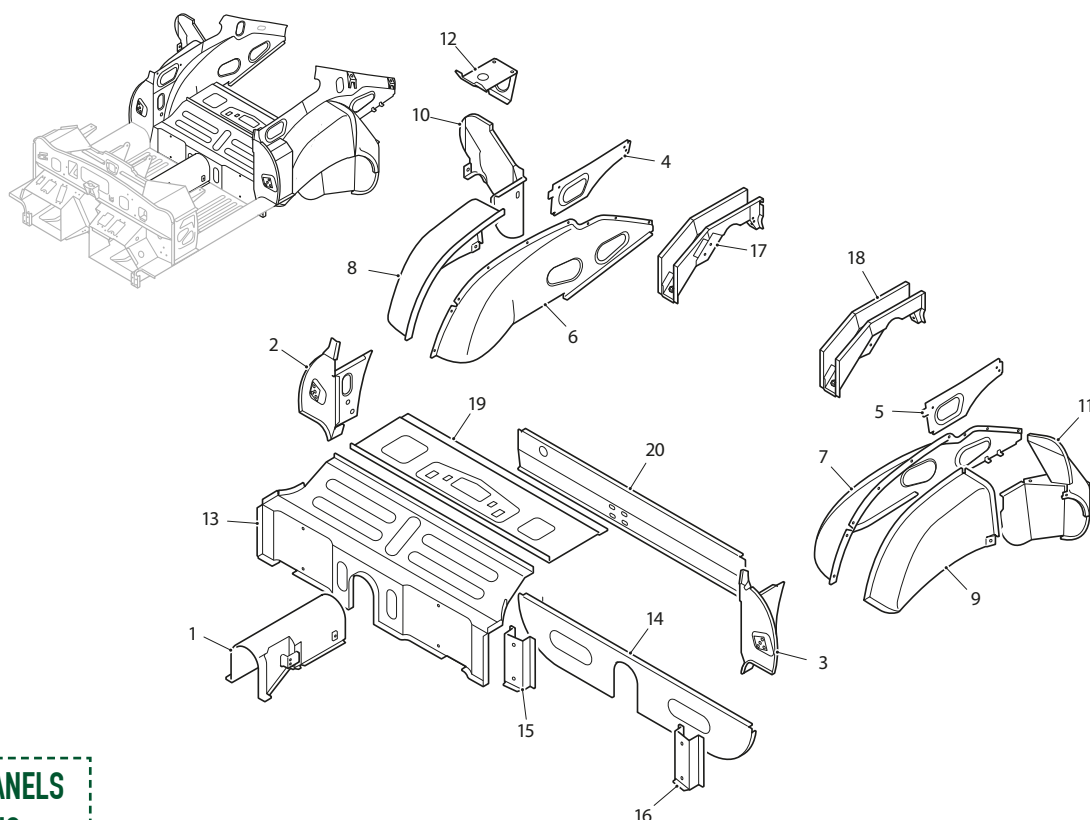


OUTER BODY PANELS: FHC

1. Exterior Panel Assembly, for RH Dash Side	BD15180	1	12. Hinge Assembly for RH Door	BD15495	1
2. Exterior Panel Assembly, for LH Dash Side	BD15181	1	13. Hinge Assembly for LH Door	BD15496	1
3. RH Outer Sill Panel	BD15133	1	14. Check Arm Assembly for Door	BD22662	2
4. End Plate, at front of RH Sill	BD15184	1	Brass Cam, for Check Arm	BD22661	2
5. Bracket Assembly, at side of RH Sill, mounting Air Cleaner	BD15187	1	Screw, Set, securing Cam to Check Arms	UCS519/4H	4
6. LH Outer Sill Panel	BD15134	1	Screw, Set, securing Check Arm to Door Hinges	UFS425/5H	4
7. End Plate Assembly, at Front Of LH Sill	BD15185	1	Washer, Shakeproof, on Setscrews	C724	4
8. Bracket Assembly, at side of RH Sill, mounting Battery Tray	BD15186	1	Screw, Set, Securing Hinges to Doors	BD17034/5	8
9. Bracket, under Sills, for Jack Location	BD19586	2	Screw, Self-Tapping, securing Hinges to Doors	DAZ412/12C	4
10. RH Door Shell Assembly	BD24848	1	Screw, Set, securing Hinges to Body	BD13565/3	8
Door Skin Panel, RH	BD19741	1	Washer, Spring, on Setscrews	FG105/X	8
Drain Tray, at top of RH Door	BD22773	1	15. RH Rear Wing Assembly	BD36100	1
Pop Rivet, securing Drain Tray	BD11712/2	4	Outer Wheel Arch Repair Section	MRE026RH	1
Shroud, for Drain Holes at bottom of Door	BD20878	2	16. LH Rear Wing Assembly	BD36101	1
Pop Rivet, securing Shrouds	BD1814/1	6	Outer Wheel Arch Repair Section	MRE026LH	1
Drain Tube (Rubber) for Tray	BD21180	1	17. Petrol Filler Box Assembly in LH Rear Wing	BD19339	1
Clip, securing Drain Tube	BD25213	1	18. Lid Assembly for Petrol Filler Box	BD22242	1
11. LH Door Shell Assembly	BD24849	1	19. Hinge Assembly for Petrol Filler Lid	BD19552	1
Door Skin Panel, LH	BD19742	1	Screw, Set, securing Hinge to Lid and Body	BD8291/1	4
Drain Tray, at top of LH Door	BD22774	1	Washer, Shakeproof, on Setscrews	C724	4
Pop Rivet, securing Drain Tray	BD11712/2	4	Washer, Plain, under Shakeproof Washers	FW104/T	4
Shroud, for Drain Holes at Bottom of Door	BD20878	2	20. Spring between Hinge and Lid	BD15930	1
Pop Rivet, securing Shrouds	BD1814/1	6	21. Seal Retainer, on RH Shut Pillar	BD15191/3	1
Drain Tube (Rubber) for Tray	BD21180	1	22. Seal Retainer, on LH Shut Pillar	BD15192/3	1
Clip, securing Drain Tube	BD25213	1			



OUTER BODY PANELS
S1 4.2 FHC



REAR END PANELS S1 4.2 FHC

REAR END ASSEMBLY (NOT ILLUSTRATED)

Chassis No. 1E.20001 to 1E.20116.

1E.30001 to 1E.30401 BD27826 1

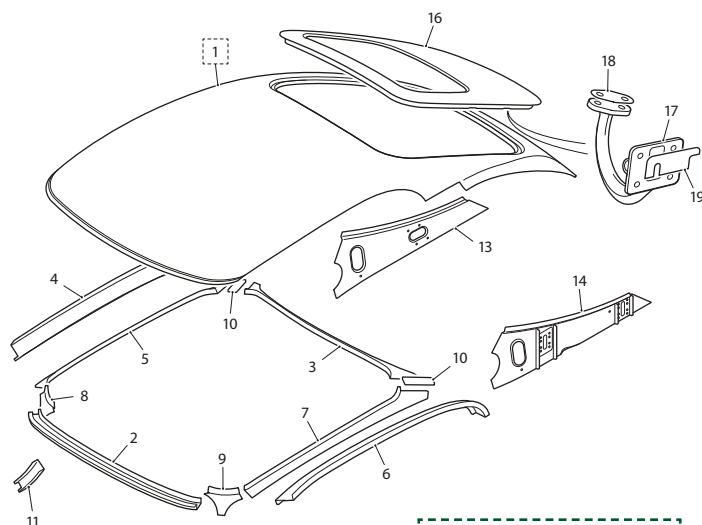
Chassis No. 1E.20117 and subs.

1E.30402 and subs. BD28142 1

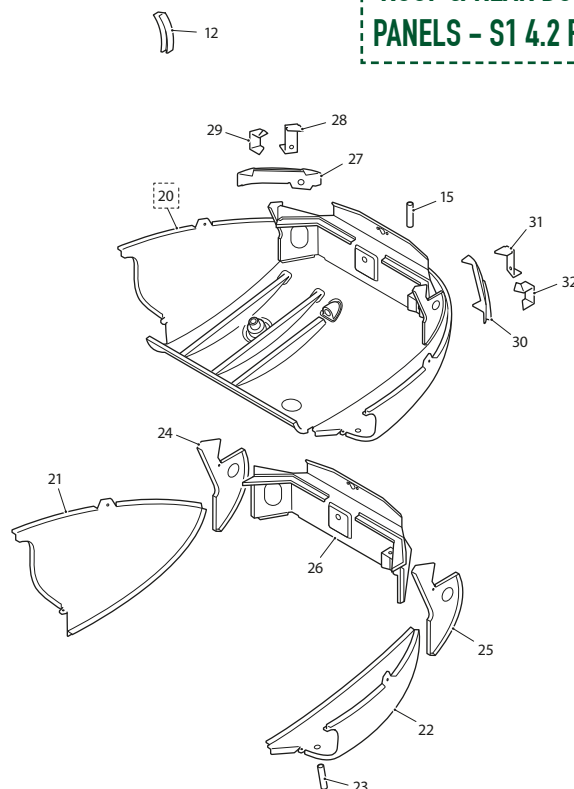
1. Tunnel Assembly				
Chassis No. 1E.20001 to 1E.20116.				
1E.30001 to 1E.30401	BD16650	1		
Chassis No. 1E.20117 and subs.				
1E.30402 and subs.	BD28567	1		
2. Shut Pillar Assembly, RH	BD19322	1		
3. Shut Pillar Assembly, LH	BD19323	1		
4. Support Panel, for RH Rear Quarter	BD19322/3	1		
5. Support Panel, for LH Rear Quarter	BD19323/3	1		
6. Wheel Arch Panel Assembly, RH Inner Forward	BD20544	1		
7. Wheel Arch Panel Assembly, LH Inner Forward	BD20545	1		
8. Wheel Arch Panel Assembly, RH Outer Forward	BD19628	1		
9. Wheel Arch Panel Assembly, LH Outer Forward	BD19629	1		
10. Wheel Arch Panel Assembly, RH Rear	BD19545	1		
11. Wheel Arch Panel Assembly, LH Rear	BD19546	1		
12. Bracket Assembly, on RH Rear Wheel Arch, mounting Petrol Pump	BD27181	1		
13. Floor Panel Assembly	BD22809	1		
14. Panel Assembly, for Rear Floor Cross Member	BD20162	1		
15. Stiffening Bracket, at RH side of Rear Floor Cross Member	BD22816	1		
16. Stiffening Bracket, at LH side of Rear Floor Cross Member	BD22817	1		
17. Bracket Assembly, RH, for mounting of Rear Suspension Cross Member	BD19077	1		
18. Bracket Assembly, LH, for mounting of Rear Suspension Cross Member	BD19078	1		
19. Top Panel Assembly, above Rear Floor				
Chassis No. 1E.20001 to 1E.20116.				
1E.30001 to 1E.30401	BD27827	1		
Chassis No. 1E.20117 and subs.				
1E.30402 and subs.	BD27654	1		
20. Panel Assembly, for front of Spare Wheel Compartment	BD27834	1		
Reinforcement Angle, between Spare Wheel Compartment and Top Panel	BD15238	1		
Support Panel Assembly, at RH Side of Back Door Aperture	BD19626	1		
Support Panel Assembly, at LH Side of Back Door Aperture	BD19627	1		
Bracket Assembly, for mounting of Rear Suspension Bump Stops	BD19132	2		

ROOF & REAR DOOR PANELS: FHC

1. Roof Panel Assembly	BD26628	1
2. Windscreen Header Panel Assembly	BD20106	1
3. Reinforcement Rail Assembly, at Rear of Roof	BD20119	1
4. RH Cantrail Panel Assembly, Outer	BD20115	1
5. RH Cantrail, Inner	BD20117	1
6. LH Cantrail Panel Assembly, Outer	BD20116	1
7. LH Cantrail, Inner	BD20118	1
8. RH Cantrail Corner, Front	BD20112	1
9. LH Cantrail Corner, Front	BD20113	1
10. Joint Plate, from Cantrail to Reinforcement Rail	BD23171	2
11. Reinforcement Channel, at top of RH Windscreen Pillar	BD20203	1
12. Reinforcement Channel, at top of LH Windscreen Pillar	BD20202	1
Extension, for RH Shut Pillar	BD19322/2	1
Extension, for LH Shut Pillar	BD19323/2	1
13. Support Panel Assembly at RH side of Back Door Aperture	BD19626	1
14. Support Panel Assembly at LH side of Back Door Aperture	BD19627	1
15. Drain Tube, at bottom of Back Door Aperture	BD19635	1
16. Back Door Shell Assembly	BD19544	1
17. Hinge Assembly for Back Door	BD20261	2
Screw, Set, Securing Hinges to Back Door	BD17034/3	4
Washer, Shakeproof, on Setscrews	BD2906/6	4
18. Shim, Between Hinges and Back Door (.036" Thick)	BD23163	A/R
Screw, Set, securing Upper Hinge to Body	UFS125/4R	4
Screw, Set, securing Lower Hinge to Body	UFS125/5R	4
Washer, Shakeproof, on Setscrews	C724	8
19. Shim, between Hinges and Body (.036" Thick)	BD23164	A/R
20. Panel Assembly, Lower Rear	BD19338	1
21. Lower Panel, RH Outer	BD18837	1
22. Lower Panel, LH Outer	BD18838	1
23. Drain Tube, in LH Outer Lower Panel	BD19032	1
24. Stiffener, between RH Outer Lower Panel and Rear Wheel Arch Panel	BD15264	1
25. Stiffener, between LH Outer Lower Panel and Rear Wheel Arch Panel	BD15265	1
26. Panel Assembly, mounting Rear Number Plate	MRE039/040A	1
27. Filler Panel, seating RH Stop / Tail Lamp	BD18945	1
28. Fixing Bracket, Inner, for RH Stop/Tail Lamp	BD25418	1
29. Fixing Bracket Assembly, Outer, for RH Stop/Tail Lamp	BD19532	1
30. Filler Panel, seating LH Stop / Tail Lamp	BD18946	1
31. Fixing Bracket, Inner, for LH Stop/Tail Lamp	BD25419	1



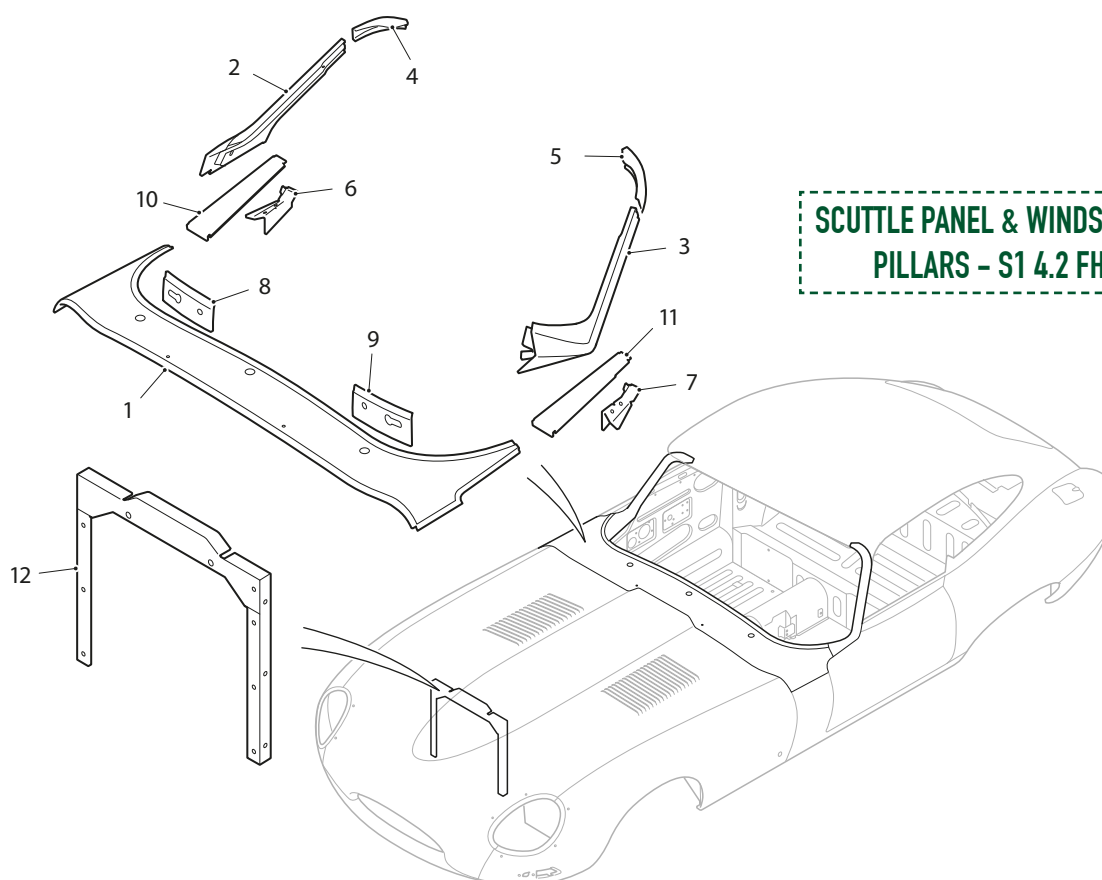
**ROOF & REAR DOOR
PANELS - S1 4.2 FHC**



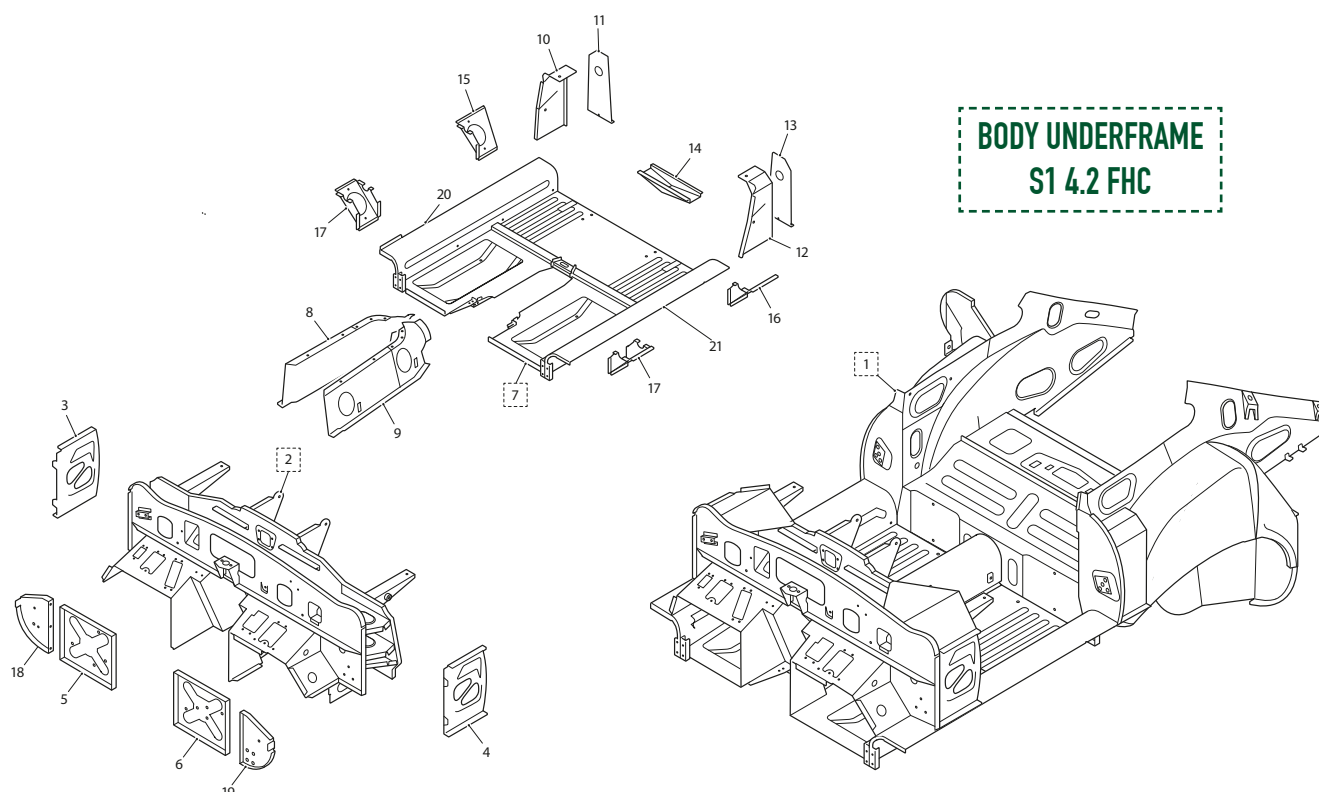
32. Fixing Bracket Assembly, Outer, for LH Stop/Tail Lamp	BD19533	1
Bracket Assembly for attachment of Rear Bumpers	BD28612	4

SCUTTLE PANEL & WINDSCREEN PILLARS: FHC

1. Scuttle Top Panel Assembly	BD20957	1
2. RH Windscreen Pillar Assembly		
Chassis No. 860001 to 860478. 885001 to 886013.	BD19341	1
Chassis No. 860479 and subs. 886014 and subs.	BD23913	1
3. LH Windscreen Pillar Assembly		
Chassis No. 860001 to 860478. 885001 to 886013.	BD19342	1
Chassis No. 860479 and subs. 886014 and subs.	BD23914	1
4. Reinforcement Channel, at top of RH Pillar		
Chassis No. 860001 to 860478. 885001 to 886013.	BD19869	1
Chassis No. 860479 and subs. 886014 and subs.	BD20203	1
5. Reinforcement Channel, at top of LH Pillar		
Chassis No. 860001 to 860478. 885001 to 886013.	BD19870	1
Chassis No. 860479 and subs. 886014 and subs.	BD20202	1
6. Filler Panel, between RH Windscreen Pillar and Scuttle Top Panel	BD15217	1
7. Filler Panel, between LH Windscreen Pillar and Scuttle Top Panel	BD15218	1
8. Corner Panel, Dash to Scuttle Top, RH	BD17069	1
9. Corner Panel, Dash to Scuttle Top, LH	BD17070	1
10. Closing Panel, under RH Windscreen Pillar	BD15467	1
11. Closing Panel, under LH Windscreen Pillar	BD15468	1
12. Frame Assembly mounting Stoneguard	BD18710	1



BODY UNDERFRAME: FHC



1. Body Underframe Assembly

Chassis No. 1E.20001 to 1E.20116.
1E.30001 to 1E.30401

BD27424

1

Chassis No. 1E.20117 and subs
1E.30402 and subs.

BD28143

1

2. Dash Assembly

BD27429

1

Dash Bulkhead Assembly

BD27621

1

Dash Centre Panel Assembly

BD15197

1

Panel Assembly, at RH Side of Clutch Housing

BD15139

1

Panel Assembly, at LH Side of Clutch Housing

BD15140

1

Pedal Mounting Panel Assembly, RH

BD18264

1

Pedal Mounting Panel Assembly, LH

BD18263

1

Side Panel Assembly, between RH

Pedal Mounting Panel and Sill

BD15153

1

Side Panel Assembly, between LH Pedal

Mounting Panel and Sill

BD15154

1

Hinge Pillar Assembly, RH

BD18258

1

Hinge Pillar Assembly, LH

BD18257

1

Diaphragm Assembly, Upper, for
RH Hinge Pillar

BD18261

1

Diaphragm Assembly, Upper, for LH
Hinge Pillar

BD18260

1

Extension Assembly, at top of RH Hinge Pillar

BD19067

1

Extension Assembly, at top of LH Hinge Pillar

BD19068

1

Door Assembly, in Underside Of Dash,
for Air from Heater

BD19853

2

Screw, Set, securing Heater Doors to Dash

UFS119/3R

8

Washer, Shakeproof, on Setscrews

C723/A

8

3. Reinforcement Panel, for RH Dash Side

BD14918

1

4. Reinforcement Panel, for LH Dash Side

BD14919

1

Reinforcement Assembly, at top of
RH Hinge Pillar

BD15216

1

Reinforcement Assembly, at top of
LH Hinge Pillar

BD15215

1

5. Closing Panel Assembly, RH Dash Front Lower

Chassis No. 1E.20001 to 1E.20752.

1E.30001 to 1E.31170

BD16942

1

Chassis No. 1E.20753 and subs.

1E.31171 and subs.

BD28248

1

6. Closing Panel Assembly, LH Dash Front, Lower

Chassis No. 1E.20001 to 1E.20752.

1E.30001 to 1E.31170

BD16943

1

Chassis No. 1E.20753 and subs.

1E.31171 and subs.

BD28249

1

Dash Bulkhead Assembly

BD27621

1

Reinforcement Assembly, for RH Upper

Outer Attachment Point Of Front Frame

BD18248

1

Reinforcement Assembly, for LH Upper

Outer Attachment Point Of Front Frame

BD18247

1

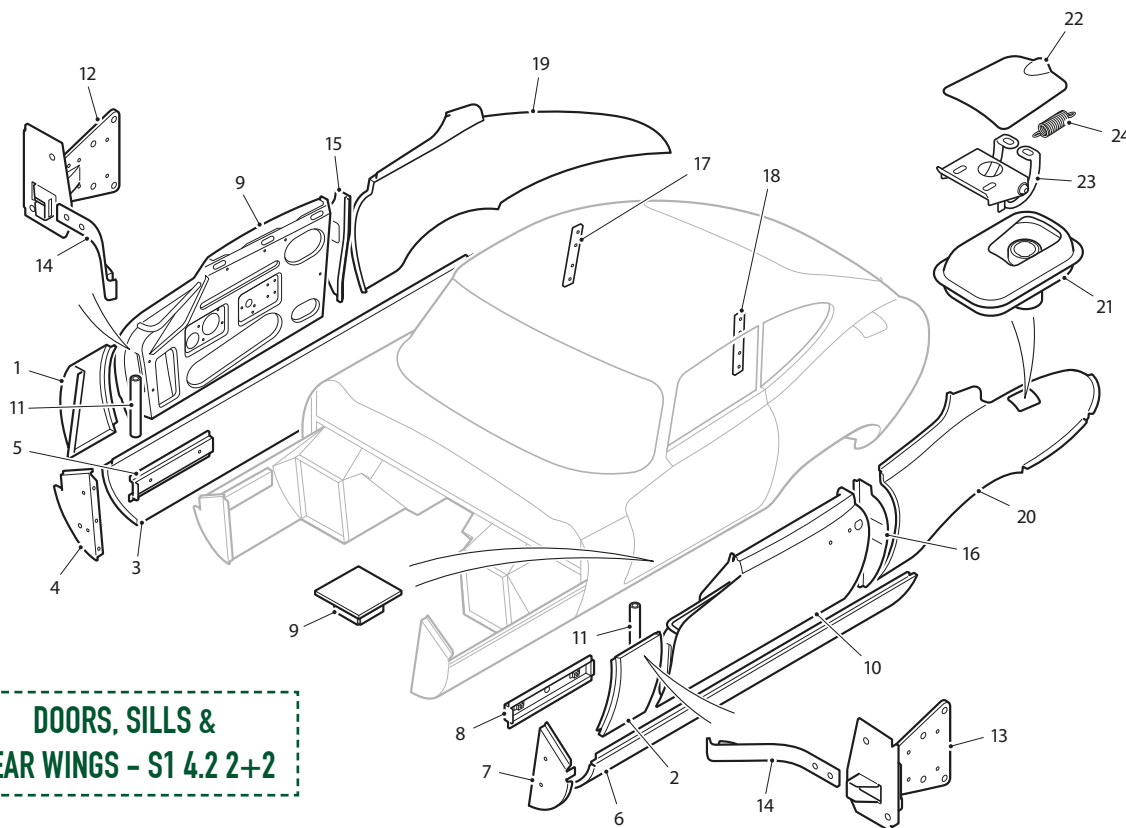
BODY UNDERFRAME: FHC

7. Floor Assembly Complete with Heel Wells	BD27374	1
Full Floor Assembly RH	BD27374/ERH	1
Full Floor Assembly LH	BD27374/ELH	1
Front Floor Assembly RH	SNG012RH	1
Front Floor Assembly LH	SNG012LH	1
Heel Well Only	BD15131/2	2
Reinforcement Assembly, for Lower Outer Attachment Points Of Front Frame	BD15158	2
Reinforcement Assembly, for RH lower inner attachment point of Front Frame	BD15159	1
Reinforcement Assembly, for LH lower inner attachment point of Front Frame	BD15160	1
Bracket Assembly, for Exhaust Silencer Mounting	BD19238	4
8. Panel Assembly, At RH Side of Gearbox		
Chassis No. 1E.20001 to 1E.20102.		
1E.30001 to 1E.30349	BD15137	1
Chassis No. 1E.20103 and subs.		
1E.30350 and subs.	BD28056	1
9. Panel Assembly, at LH side of Gearbox		
Chassis No. 1E.20001 to 1E.20102.		
1E.30001 to 1E.30349	BD15138	1
Chassis No. 1E.20103 and subs.		
1E.30350 and subs.	BD28057	1
10. Reinforcement Panel, for RH Shut Pillar	BD15198	1
11. Closing Panel, for RH Shut Pillar	BD19897	1
12. Reinforcement Panel, for LH Shut Pillar	BD15199	1
13. Closing Panel, for LH Shut Pillar	BD19898	1
Support Panel, for Shut Pillars	BD17456	2
14. Reinforcement Panel, Lower Rear, for Propeller Shaft Tunnel	BD18368	1
15. Reinforcement Panel, at rear of RH Sill	BD15982	1
16. Reinforcement Panel, at rear of LH Sill	BD15983	1
17. Reinforcement Panel, at front of Sills	BD16488	2
18. Closing Panel, for front of RH Sill		
Chassis No. 1E.20001 to 1E.20752.		
1E.30001 to 1E.31170	BD15202	1
Chassis No. 1E.20753 and subs.		
1E.31171 and subs.	BD28252	1
19. Closing Panel, for front of LH Sill		
Chassis No. 1E.20001 to 1E.20752.		
1E.30001 to 1E.31170	BD15203	1
Chassis No. 1E.20753 and subs.		
1E.31171 and subs.	BD28253	1
20. Inner Sill RH	BD27374/ARH	1
21. Inner Sill LH	BD27374/ALH	1



DOORS, SILLS & REAR WINGS: 2+2

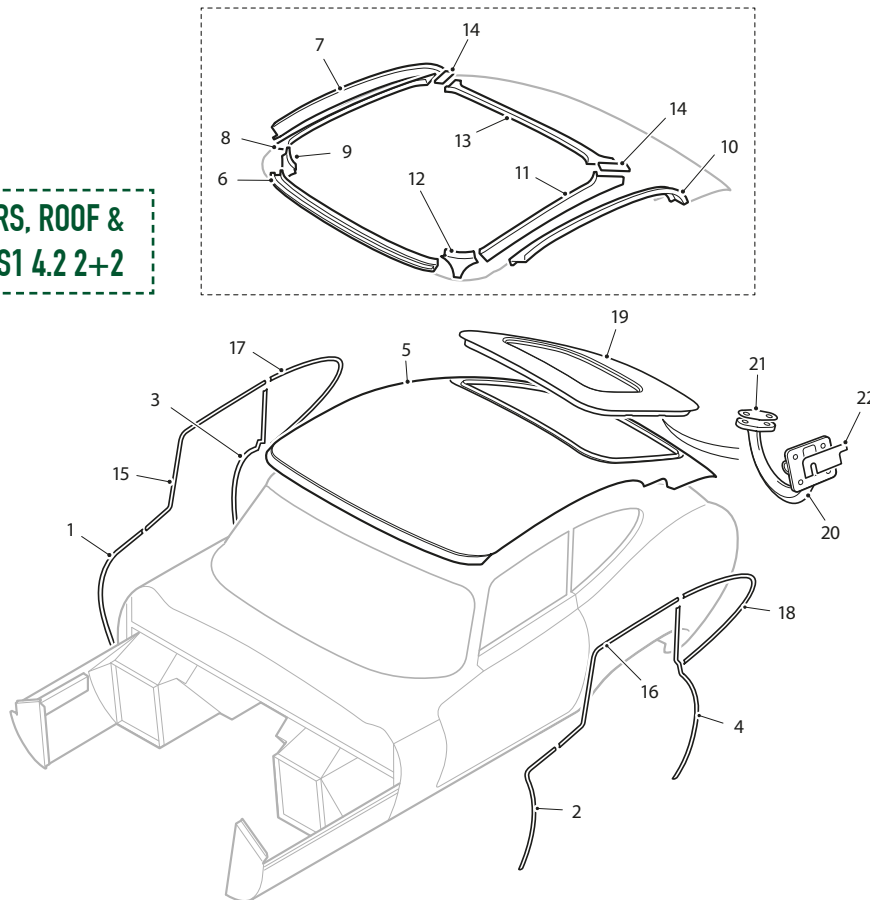
1. Exterior Panel Assembly, for RH Dash Side	BD28003	1	Setscrew, securing Cam to Check Arms	UCS519/4H	4
2. Exterior Panel Assembly, for LH Dash Side	BD28004	1	Setscrew, securing Check Arm to Door Hinges	UFS425/5H	4
3. Outer Sill Panel, RH	BD27639	1	Washer, Shakeproof, on Setscrews	C724	4
4. End Plate, at front of RH Sill	BD15184	1	15. Face Panel, for R.H. Shut Pillar	BD27712	1
5. Bracket Assembly, at front of RH Sill, mounting Air Cleaner	BD15187	1	Attachment Bracket, between Face Panel and Reinforcement Panel	BD27750	1
6. Outer Sill Panel, LH	BD2764	1	16. Face Panel, for L.H. Shut Pillar	BD27713	1
7. End Plate, at front of LH Sill	BD15185	1	Attachment bracket, between Face Panel and Reinforcement Panel	BD27751	1
8. Bracket Assembly, at front of LH Sill, mounting Battery Tray	BD15186	1	17. Standing Pillar Assembly, for RH Quarter Light	BD27731	1
9. RH Door Shell Assembly	BD33734	1	18. Standing Pillar Assembly, for LH Quarter Light	BD27732	1
10. LH Door Shell Assembly	BD33735	1	19. RH Rear Wing Assembly	BD35519	1
Door Skin Panel, RH	BD32392	1	20. LH Rear Wing Assembly	BD35520	1
Door Skin Panel, LH	BD32393	1	21. Petrol Filler Box Assembly	BD19339	1
11. Drain Tube (Rubber) for Doors	NLA	2	Petrol Filler Box Assembly (EX/EM)	BD37581	1
12. Hinge Assembly, for RH Door	BD27680	1	22. Lid Assembly, for Petrol Filler Box	BD22242	1
13. Hinge Assembly, for LH Door	BD27681	1	23. Hinge Assembly, for Petrol Filler Lid	BD15552	1
Setscrew, securing Hinges to Doors	BD17034/5	8	Setscrew, securing Hinge to Lid and Body	BD8291/1	4
Screw, Self-Tapping, securing Hinges	BD30161/3	4	Washer, Shakeproof, on Setscrews	C724	4
Setscrew, securing Hinges to Body	BD13565/5	8	Washer, Plain, under Shakeproof Washers	FW104/T	4
Washer, Spring, on Setscrews	FG105/X	8	24. Spring, for Petrol Filler Lid	BD15930	1
14. Check Arm Assembly, for Doors	BD27794	2			
Brass Cam, for Check Arm	BD22661	2			



**DOORS, SILLS &
REAR WINGS - S1 4.2 2+2**

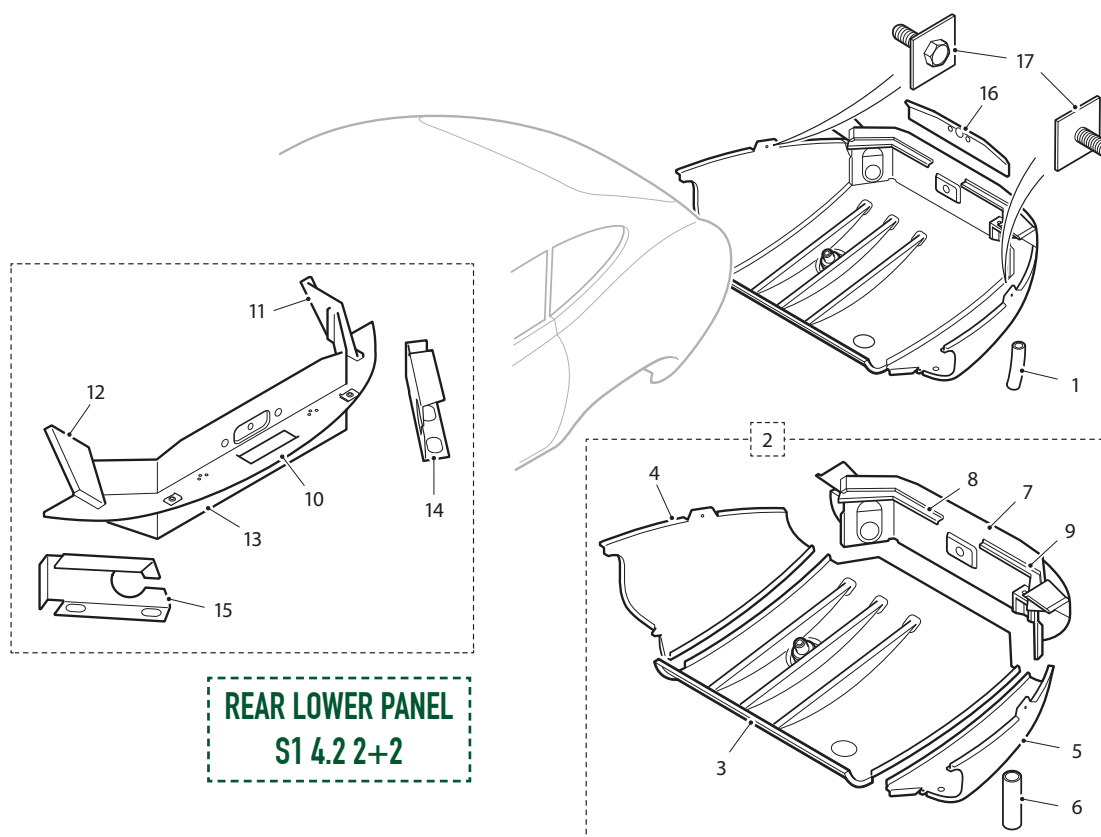
SEAL RETAINERS, ROOF & REAR DOOR: 2+2

SEAL RETAINERS, ROOF & REAR DOOR - S1 4.2 2+2



1. Retainer, at RH Dash Side, for Door Seal	BD29158	1	14. Joint Plate, from Cantrail to Reinforcement Rail	BD23171/1	2
Pop Rivet, securing Retainer	BD1814/2	6	15. Retainer, on RH Cantrail and Windscreen Pillar, for Door Seal	BD28237	1
2. Retainer, at LH Dash Side, for Door Seal	BD29159	1	16. Retainer, on LH Cantrail and Windscreen Pillar, for Door Seal	BD28238	1
Pop Rivet, securing Retainer	BD1814/2	6	Pop Rivet, securing Retainers	BD1814/2	18
3. Retainer, on RH Shut Pillar, for Door Seal	BD27770	1	17. Seal Retainer, for RH Quarter Light	BD28235	1
Pop Rivet, securing Retainer	BD1814/2	8	18. Seal Retainer, for LH Quarter Light	BD28236	1
4. Retainer, on LH Shut Pillar, for Door Seal	BD27771	1	Pop Rivet, securing Seal Retainers	BD1814/2	20
Pop Rivet, securing Retainer	BD1814/2	8	19. Back Door Shell Assembly	BD19544	1
5. Roof Panel Assembly	BD36081	1	20. Hinge Assembly, for Back Door	BD20261	2
6. Windscreen Header Panel Assembly	BD32928	1	Setscrew, securing Hinges to Back Door	BD17034/3	4
7. RH Cantrail Panel Assembly, Outer	BD29013	1	Washer, Shakeproof. on Setscrews	BD2906/6	4
8. RH Cantrail, Inner	BD27489	1	21. Shim, between Hinges and Back Door (.036" thick)	BD23163	A/R
9. LH Cantrail Panel Assembly, Outer	BD27491	1	Setscrew, securing Upper Hinge to Body	UFS125/4R	4
10. LH Cantrail, Inner	BD29014	1	Setscrew, securing Lower Hinge to Body	UFS125/5R	4
11. RH Cantrail Corner, Front	BD27490	1	Washer, Shakeproof. on Setscrews	C724	8
12. LH Cantrail Corner, Front	BD27492	1	22. Shim, between Hinges and Body (.036" thick)	BD23164	A/R
13. Reinforcement Rail, at rear of roof Reinforcement Rail	BD27493	2			

REAR LOWER PANEL: 2+2

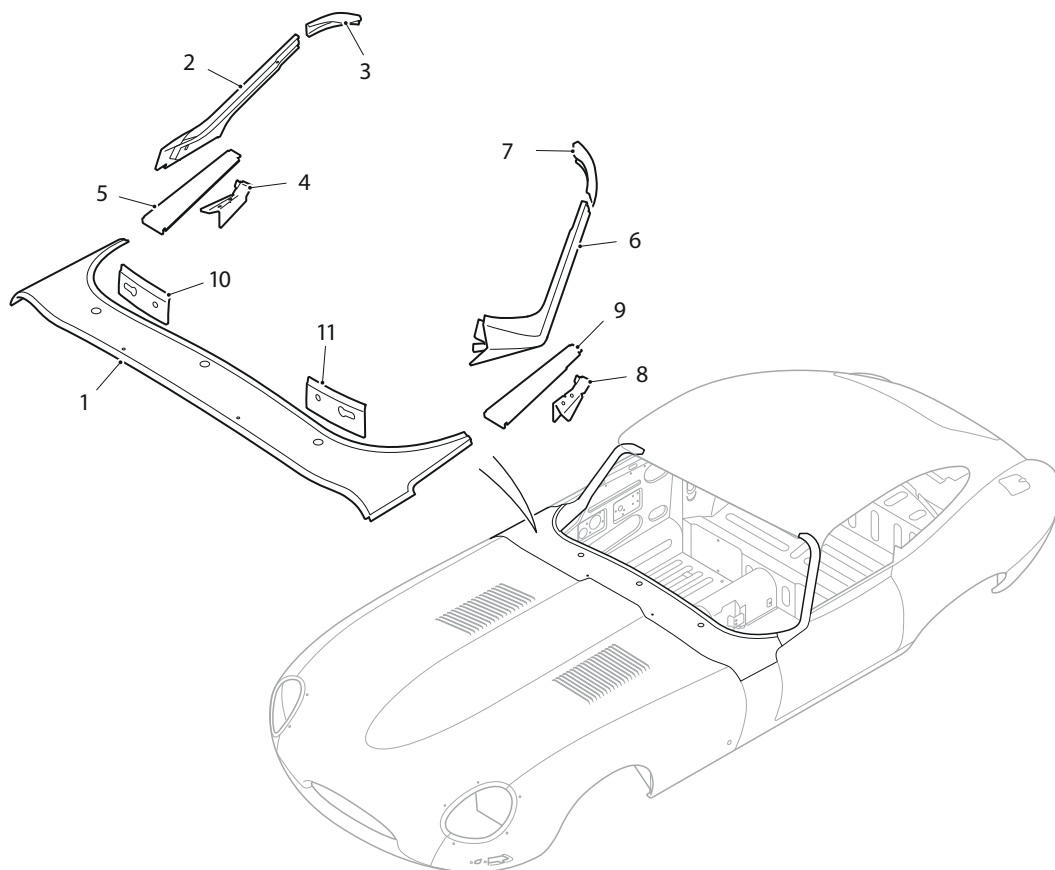


REAR LOWER PANEL
S1 4.2 2+2

1. Drain Tube, in Back Door Drain Channel	BD19635/1	1
2. Panel Assembly, Lower Rear	BD35602	1
3. Lower Centre Panel Assembly	BD36105	1
4. Lower Outer Panel, RH	BD35595/2	1
5. Lower Outer Panel, LH	BD35595/3	1
6. Drain Pipe Assembly, in LH Lower Outer Panel for Petrol Overflow	BD19032	1
7. Panel Assembly, mounting Rear Number Plate	BD36106	1
8. Support, RH, for Floor Assembly covering Spare Tire	BD15244/1	1
9. Support, LH, for Floor Assembly covering Petrol Tank	BD15245	1
10. Closing Panel, Rear	BD35562	1
11. Corner Plate, Rear RH	BD35573	1
12. Corner Plate, Rear LH	BD35574	1
13. Mounting Plate Assembly	BD35592	1
14. Bracket, mounting RH Tail/Flasher Lamp	BD35620	1
15. Bracket, mounting LH Tail/Flasher Lamp	BD35621	1
16. Extension Assembly, at top of Rear Number Plate Panel	BD28160	1
17. Bracket Assembly, for attachment of Rear Bumpers	BD28612	2
Pop Rivet, securing Bumper Bracket to Body	BD1814/6	4

SCUTTLE PANEL & WINDSCREEN PILLARS: 2+2

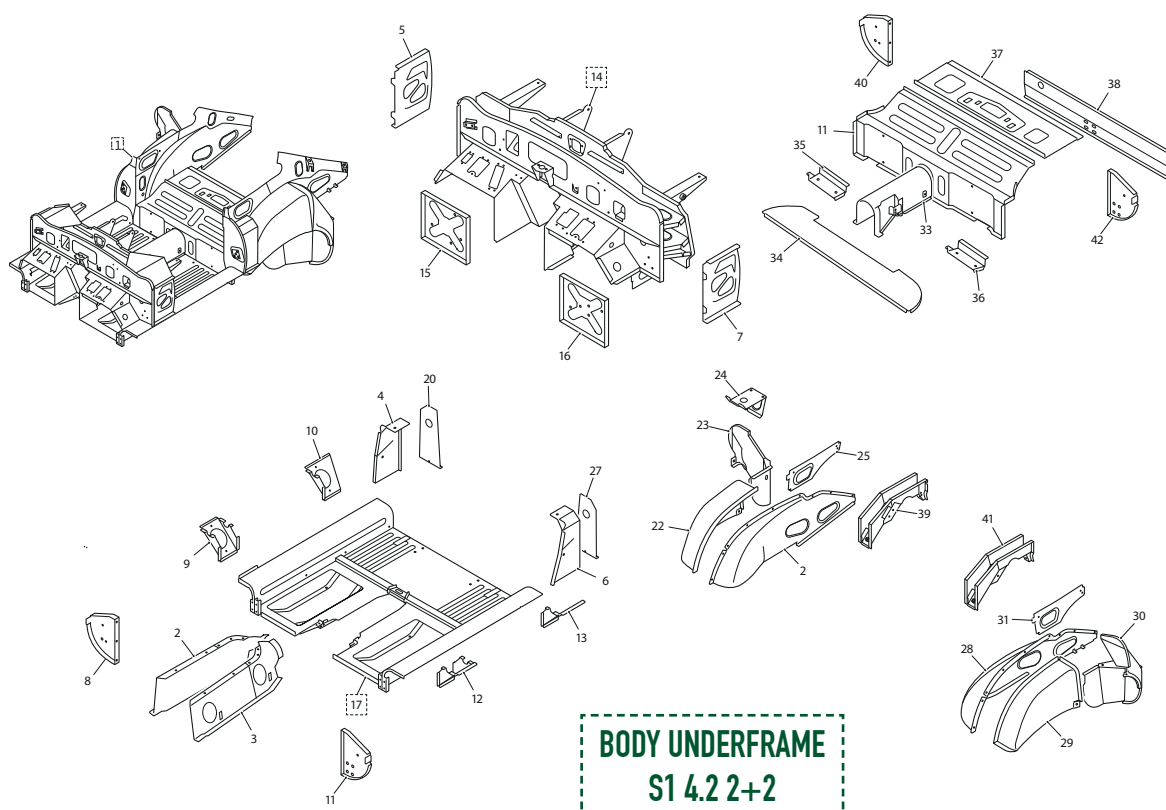
1. Scuttle Top Panel	BD35811	1
2. RH Windscreen Pillar Assembly	BD35567	1
3. Bracket, for RH outer fixing of Screen Rail Facia	BD21182	1
4. Bracket, fixing RH Facia Panel to Dash Side	BD19242	1
5. Reinforcement Channel, at top of RH Windscreen Pillar	B028102	1
6. Drain Tray Assembly, at bottom of RH Windscreen Pillar	BD30438	1
7. Closing Panel, under RH Windscreen Pillar	BD27676	1
8. LH Windscreen Pillar Assembly	BD35568	1
Bracket, for LH outer fixing of Screen Rail Facia	BD21183	1
Bracket, fixing LH Facia Panel to Dash Side	BD19241	1
9. Reinforcement Channel, at top of LH Windscreen Pillar	BD28103	1
10. Drain Tray Assembly, at bottom of LH Windscreen Pillar	BD30439	1
11. Closing Panel, under LH Windscreen Pillar	BD27677	1
12. RH Corner Panel, Dash to Scuttle Top Panel	BD35597	1
13. LH Corner Panel, Dash to Scuttle Top Panel	BD35598	1



SCUTTLE PANEL & WINDSCREEN PILLARS - S1 4.2 2+2

BODY UNDERFRAME: 2+2

1. Body Underframe Assembly			14. Dash Bulkhead Assembly	BD35697	1
For Standard Transmission	BD35761	1	Dash Centre Panel		
For Automatic Transmission	BD35755	1	For Standard Transmission	BD15197	1
2. Panel Assembly, at RH side of Gearbox	BD27655	1	For Automatic Transmission	BD27660	1
3. Panel Assembly, at LH side of Gearbox	BD27656	1	Panel Assembly, at RH side of Clutch Housing	BD27592	1
Automatic Transmission Cover			Panel Assembly, at LH side of Clutch Housing	BD27593	1
Panel Assembly	BD27510	1	Panel Assembly, RH side of Converter Housing	BD27468	1
4. Reinforcement Assembly, at top of RH Hinge Pillar	BD35619	1	Panel Assembly, LH side of Converter Housing	BD27469	1
5. Reinforcement Panel, for RH Dash Side	BD27696	1	Pedal Mounting Panel Assembly, RH	BD32739	1
6. Reinforcement Assembly, at top of LH Hinge Pillar	BD35618	1	Side Panel Assembly, between RH Pedal Mounting Panel and Sill	BD15153	1
7. Reinforcement Panel, LH Dash Side	BD27697	1	Hinge Pillar Assembly, RH	BD27798	1
8. Closing Panel, front of RH Sill	BD27560	1	Reinforcement Panel Assembly, for RH Hinge Pillar	BD27738	1
9. Reinforcement Panel, front of RH Sill	BD16488	1	Reinforcement Angle, between LH Hinge Pillar and Reinforcement Panel	BD28194	1
10. Reinforcement Panel, rear of RH Sill	BD27754	1	Extension Assembly, at top of RH Hinge Pillar	BD27820	1
11. Closing Panel, front of LH Sill	BD27561	1	Pedal Mounting Panel Assembly, LH	BD32438	1
12. Reinforcement Panel, front of LH Sill	BD16488	1			
13. Reinforcement Panel, rear of LH Sill	BD27755	1			
Dash Assembly					
For Standard Transmission	BD35762	1			
For Automatic Transmission	BD35756	1			



BODY UNDERFRAME: 2+2

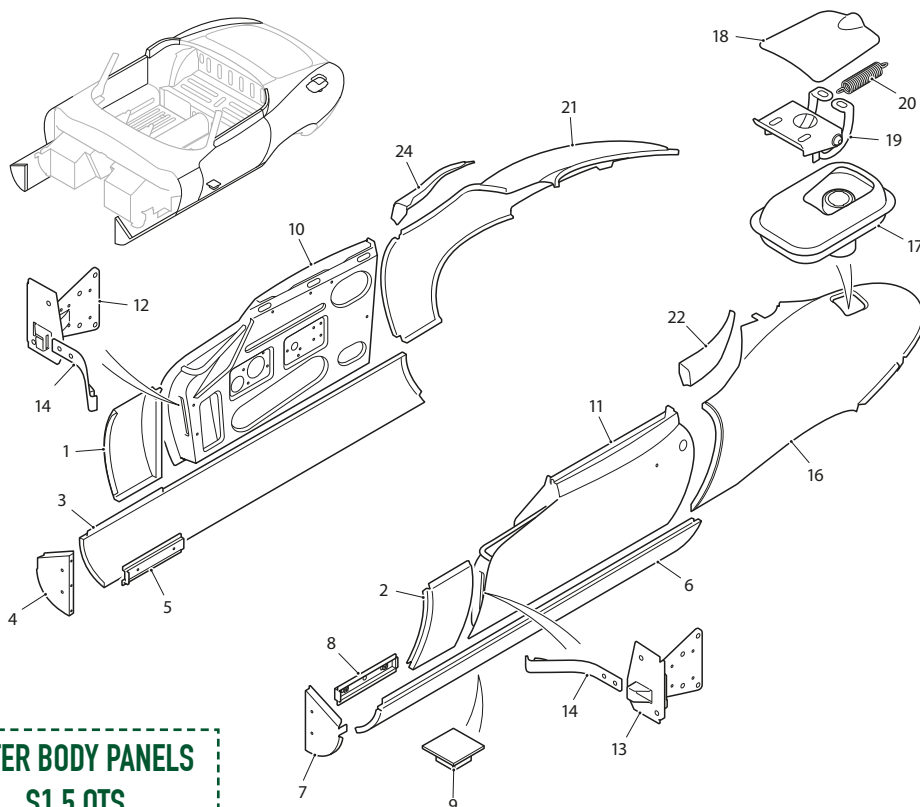
Side Panel Assembly, between LH Pedal Mounting Panel and Sill	BD15154	1	24. Bracket Assembly, on RH Rear Wheel Arch, mounting Petrol Pump	BD27181	1
Hinge Pillar Assembly, LH	BD27799	1	25. Support Panel Assembly, at RH side of Back Door Aperture	BD27744	1
Reinforcement Panel Assembly, for RH Hinge Pillar Reinforcement Panel	BD27739	1	26. Support Panel, for LH Shut Pillar	BD27747	1
Reinforcement Angle, between LH Hinge Pillar and Extension Assembly, at top of LH Hinge Pillar	BD28195	1	27. Reinforcement Panel, for LH Shut Pillar	BD27749	1
15. Closing Panel Assembly, RH Dash Front, Lower	BD27544	1	28. Wheel Arch Panel Assembly, LH Inner Forward	BD20549	1
16. Closing Panel Assembly, LH Dash Front, Lower Dash Bulkhead Assembly	BD27545	1	29. Wheel Arch Panel Assembly, LH Outer Forward	BD19629	1
Reinforcement Assembly, for RH upper outer attachment point of Front Frame	BD35697	1	30. Wheel Arch Panel Assembly, LH Rear	BD19546	1
Reinforcement Assembly, for LH upper outer attachment point of Front Frame	BD18248	1	31. Support Panel Assembly, at LH side of Back Door Aperture	BD27745	1
17. Main Floor Assembly	BD18247	1	Centre Panels Assembly, for Rear End	BD27916	1
For Standard Transmission	BD27760	1	32. Centre Panels Assembly, for Rear End	BD27916	1
For Automatic Transmission	BD27274	1	33. Tunnel and Rear Seat Pan Assembly	BD27786	1
Bracket Assembly, for Front Jack Location	BD28654	2	34. Extension Panel Assembly, for Main Floor	BD28216	1
Reinforcement Assembly, for lower outer attachment points of Front Frame	BD27743	2	35. Closing Panel, RH, from Rear Seat Pan to Floor	BD27530	1
Reinforcement Assembly, for RH lower inner attachment point of Front Frame	BD27597	1	36. Reinforcement Assembly, RH, for mounting of Rear Suspension Roll Bar	BD27522	1
Reinforcement Assembly, for LH lower inner attachment point of Front Frame	BD27598	1	37. Closing Panel, LH, from Rear Seat Pan to Floor	BD27531	1
Bracket Assembly, for Exhaust Silencer Mounting	BD27725	4	38. Reinforcement Assembly, LH, for mounting of Rear Suspension Roll Bar	BD27523	1
18. Rear End Assembly	BD28080	1	39. Top Panel Assembly, above Rear Seat Pan	BD28283	1
19. Support Panel, for RH Shut Pillar	BD27746	1	40. Panel Assembly, for front of Spare Wheel Compartment	BD27834	1
20. Reinforcement Panel, for RH Shut Pillar	BD27748	1	41. Bracket Assembly, RH, for mounting of Rear Suspension Cross Member	BD28060	1
21. Wheel Arch Panel Assembly, RH Inner Forward	BD20544	1	42. Closing Panel, for rear of RH Sill	BD27721	1
22. Wheel Arch Panel Assembly, RH Outer Forward	BD19628	1	43. Bracket Assembly, LH, for mounting of Rear Suspension Cross Member	BD28061	1
23. Wheel Arch Panel Assembly, RH Rear	BD19545	1	44. Closing Panel, for rear of LH Sill	BD27722	1
			45. Bracket Assembly, for mounting of Rear Suspension Bump Stops	BD19132	2
			Extension Panel Assembly, for Main Floor	BD28003	1
			Bracket Assembly, for Rear Jack Location	BD28665	2



BODY PANELS \$1.5...

193	•	OTS	OUTER BODY PANELS
194	•		FLOOR & REAR END ASSEMBLY
195	•		BOOT LID & REAR END PANELS
196	•		SCUTTLE PANEL & WINDSCREEN PILLARS
197	•		BODY UNDERFRAME
198	•	FHC	OUTER BODY PANELS
199	•		FLOOR & REAR END ASSEMBLY
200	•		ROOF & REAR END PANELS
201	•		SCUTTLE PANEL & WINDSCREEN PILLARS
202	•		BODY UNDERFRAME
203	•	2+2	OUTER BODY PANELS
204	•		ROOF & REAR END PANELS
205	•		SCUTTLE PANEL & WINDSCREEN PILLARS
206	•		UNDERFRAME, FLOOR & REAR END

OUTER BODY PANELS: OTS



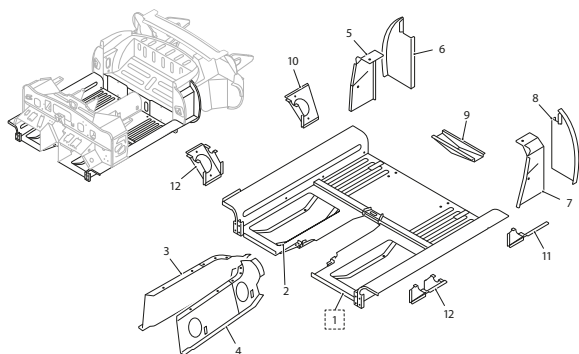
OUTER BODY PANELS S1.5 OTS



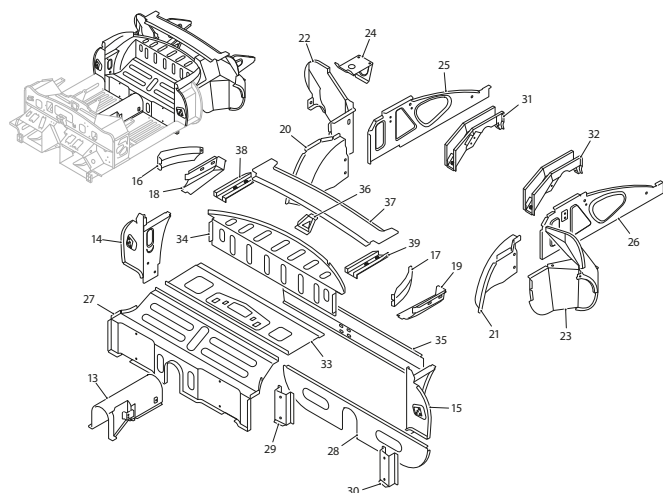
**BD15165
BATTERY CARRIER**

1. Exterior Panel Assembly at RH Dash Side	BD15180	1	12. Hinge Assembly for RH Door	BD15495	1
2. Exterior Panel Assembly at LH Dash Side	BD15181	1	13. Hinge Assembly for LH Door	BD15496	1
3. RH Sill Outer Panel	BD15133	1	14. Check Arm Assembly For Doors	BD22662	2
4. End Plate, at front of RH Sill	BD15184	1	Brass Cam, for Check Arm	BD22661	2
5. Bracket Assembly, at side of RH Sill, mounting Air Cleaner	BD15187	1	Screw, Set, securing Cam to Check Arms	UCS519/4H	4
6. LH Sill Outer Panel	BD15134	1	Screw, Set, securing Check Arm to Door Hinges	UFS425/5H	4
7. End Plate Assembly, at front of LH Sill	BD15185	1	Washer, Shakeproof, on Setscrews	C724	4
8. Bracket Assembly, at side of LH Sill, mounting Battery Tray	BD15186	1	Screw, Set, securing Hinges to Doors	BD17034/5	8
Battery Carrier	BD15165	1	Screw, Self-Tapping, securing Hinges to Doors	DAZ412/12C	4
9. Bracket, under Sills, For Jack Location	BD19586	2	Screw, Set, securing Hinges to Body	BD13565/3	8
10. RH Door Shell Assembly	BD32164	1	Washer, Spring, on Setscrews	FG105/X	8
11. LH Door Shell Assembly	BD32165	1	15. RH Rear Wing Assembly	BD15191	1
Door Skin Panel, RH	BD21319	1	16. LH Rear Wing Assembly	BD15192	1
Door Skin Panel, LH	BD21320	1	17. Petrol Filler Box Assembly In LH Wing	BD15933	1
Drain Tray, at top of RH Door	BD29079	1	18. Lid Assembly for Petrol Filler Box	BD15934	1
Drain Tray, at top of LH Door	BD29080	1	19. Hinge Assembly for Petrol Filler Lid	BD15932	1
Pop Rivet, securing Drain Tray	BD11712/2	8	Screw, Set, securing Hinge to Lid and Body	BD8291/1	4
Shroud, for Drain Holes at bottom of Door	BD20878	4	Washer, Shakeproof, on Setscrews	C724	4
Pop Rivet, securing Shrouds	BD1814/1	12	Washer, Plain, under Shakeproof Washers	FW104/T	4
Drain Tube (Rubber) for Tray	BD21180	2	20. Spring Between Lid And Hinge	BD15930	1
Clip, securing Drain Tube	BD25213	2	21. RH Top Quarter Panel Assembly	BD18872	1
			22. LH Top Quarter Panel Assembly	BD18873	1

FLOOR & REAR END ASSEMBLY: OTS



**FLOOR & REAR END
ASSEMBLY - \$1.5 OTS**

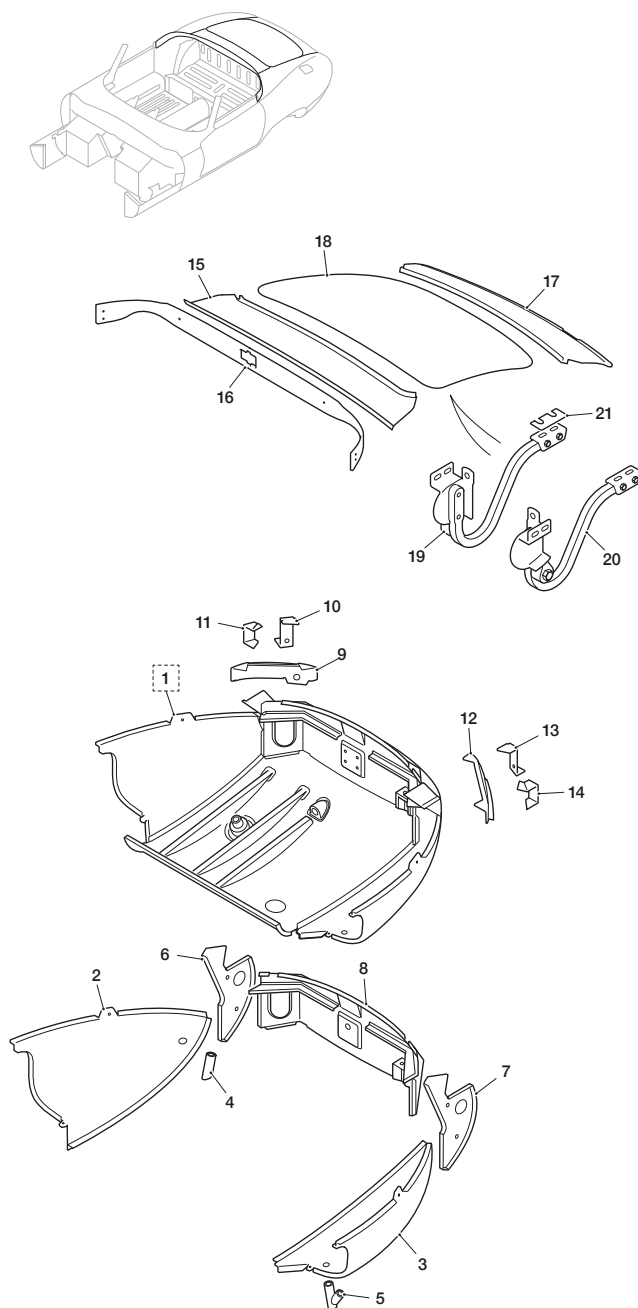


1. Floor Assembly Complete with Heel Wells	BD27374	1
Full Floor Assembly RH	BD27374/ERH	1
Full Floor Assembly LH	BD27374/ELH	1
Front Floor Assembly RH	SNG012RH	1
Front Floor Assembly LH	SNG012LH	1
2. Heel Well only	BD15131/2	2
Reinforcement Assembly, for lower outer attachment points of Front Frame	BD15158	2
Reinforcement Assembly, for RH lower inner attachment point of Front Frame	BD15159	1
Reinforcement Assembly, for LH lower inner attachment point of Front Frame	BD15160	1
Bracket Assembly, for Exhaust Silencer Mounting	BD19238	4
3. Panel Assembly, at RH side of Gearbox	BD28056	1
4. Panel Assembly, at LH side of Gearbox	BD28057	1
5. Reinforcement Panel, for RH Shut Pillar	BD15198	1
6. Closing Panel, for RH Shut Pillar	BD15994	1
7. Reinforcement Panel, for LH Shut Pillar	BD15199	1
8. Closing Panel, for LH Shut Pillar	BD15995	1
Support Panel, for Shut Pillars	BD17456	2
Bracket Assembly, for mounting of Rear Suspension Bump Stops	BD19132	1

9. Reinforcement Panel, lower rear, for Propeller Shaft Tunnel	BD18368	1
10. Reinforcement Panel, at rear of RH Sill	BD15982	1
11. Reinforcement Panel, at rear of LH Sill	BD15983	1
12. Reinforcement Panel, at front of Sills	BD16488	2
Rear End Assembly	BD28149	1
13. Tunnel Assembly	BD28567	1
14. Shut Pillar Assembly, RHBD32256		1
15. Shut Pillar Assembly, LH BD32257		1
16. Support Panel, for RH Rear Quarter	BD18839	1
17. Support Panel, for LH Rear Quarter	BD18840	1
18. Mounting Panel, RH, for Hoodsticks	BD18831	1
19. Mounting Panel, LH, for Hoodsticks	BD18832	1
20. Wheel Arch Panel Assembly, RH Forward	BD15232	1
21. Wheel Arch Panel Assembly, LH Forward	BD15233	1
22. Wheel Arch Panel Assembly, RH Rear	BD15225	1
23. Wheel Arch Panel Assembly, LH Rear	BD15226	1
24. Bracket Assembly, on RH Rear Wheel Arch, mounting Petrol Pump	BD27181	1
25. Valance Assembly, behind RH Wheel Arch	BD15230	1
26. Valance Assembly, behind LH Wheel Arch	BD15231	1
27. Floor Panel Assembly, Rear	BD28148	1
28. Panel Assembly, for Rear Floor Cross Member	BD20162	1
29. Stiffening Bracket, at RH side of Rear Cross Member	BD22816	1
30. Stiffening Bracket, at LH side of Rear Cross Member	BD22817	1
31. Bracket Assembly, RH, for mounting of Rear Suspension Cross Member	BD19077	1
32. Bracket Assembly, LH, for mounting of Rear Suspension Cross Member	BD19078	1
33. Top Panel Assembly, above Rear Floor	BD28148	1
34. Rear Bulkhead Panel Assembly	BD15229	1
Reinforcement Angle, between Spare Wheel Compartment Panel and Top Panel	BD15238	1
35. Panel Assembly, for front of Spare Wheel Compartment	BD27834	1
36. Shield, for Interior Light	BD18963	1
37. Panel Assembly, reinforcing Tonneau	BD16212	1
38. Bracket Assembly, mounting RH Hinge for Boot Lid	BD18949	1
39. Bracket Assembly, mounting LH Hinge for Boot Lid	BD18950	1
Extension, between RH Hinge Bracket and Rear Bulkhead Panel	BD20504	1
Extension, between LH Hinge Bracket and Rear Bulkhead Panel	BD20505	1
Extension, on RH Shut Pillar for Door Seal Retainer	BD19221	1
Extension, on LH Shut Pillar for Door Seal Retainer	BD19222	1

BOOT LID & REAR END PANELS: OTS

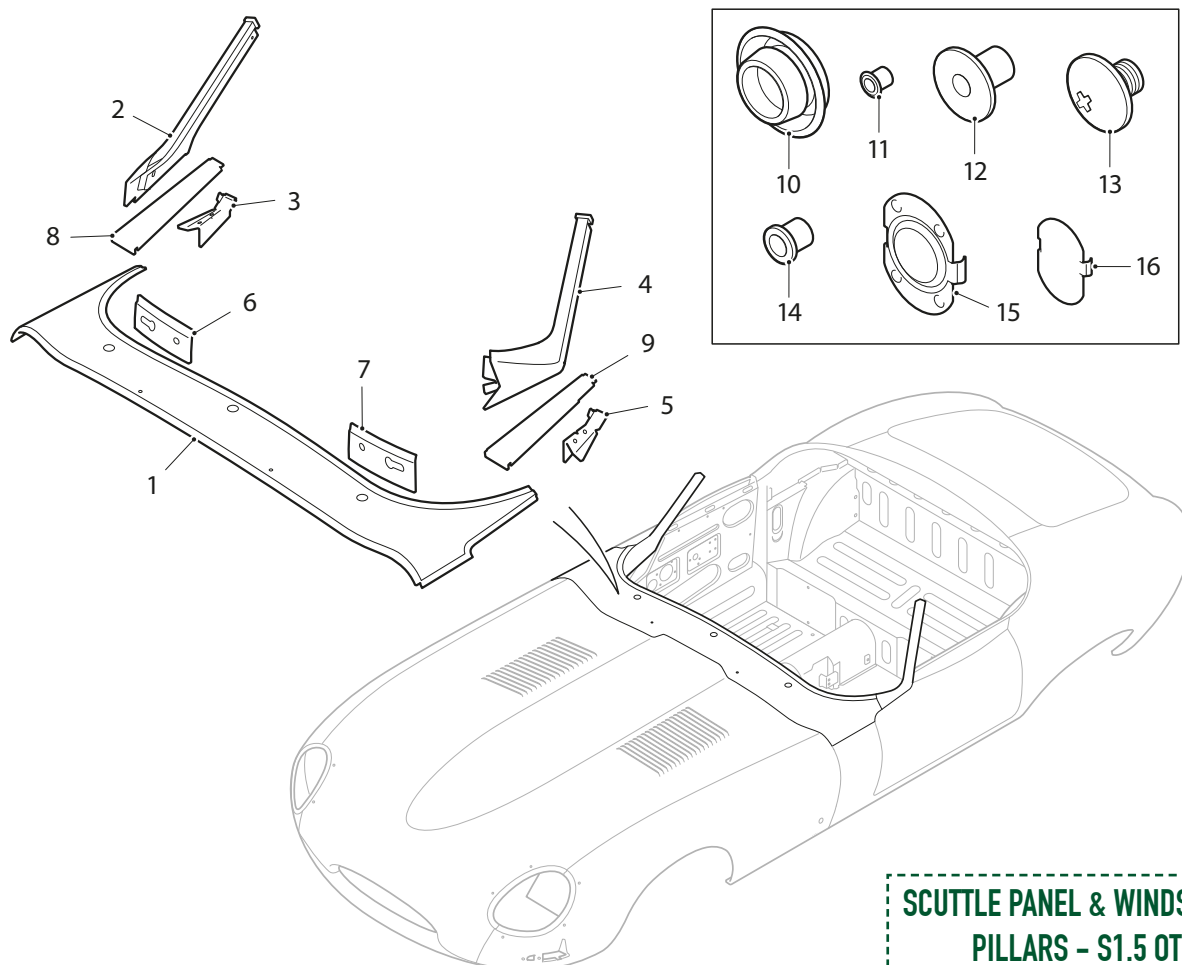
1. Lower Rear Panel Assembly	BD15188	1
2. Lower Panel, RH Outer	BD18837	1
3. Lower Panel, LH Outer	BD18838	1
4. Drain Tube, in RH Outer Lower Panel	BD21120	1
5. Drain Tube Assembly, in LH Outer Lower Panel	BD21114	1
6. Stiffener, between RH Outer Lower Panel and Rear Wheel Arch Valance	BD15264	1
7. Stiffener, between LH Outer Lower Panel and Rear Wheel Arch Valance	BD15265	1
8. Panel Assembly, mounting Rear Number Plate and Boot Lid Lock	BD16207	1
9. Filler Panel, seating RH Stop/Tail Lamp	BD18945	1
10. Fixing Bracket inner, for RH Stop/Tail Lamp	BD25409	1
11. Fixing Bracket Assembly, outer, for RH Stop/Tail Lamp	BD19532	1
12. Filler Panel, seating LH Stop/Tail Lamp	BD18946	1
13. Fixing Bracket, inner, for LH Stop/Tail Lamp	BD25410	1
14. Fixing Bracket Assembly, outer, for LH Stop/Tail Lamp	BD19533	1
Attachment Bracket Assembly for Rear Bumpers	BD28612	4
15. Tonneau Top Panel	BD15189	1
16. Support Panel Assembly at front of Tonneau Top Panel	BD18801	1
17. Tonneau Rear Panel Assembly	BD15219	1
18. Boot Lid Shell Assembly	BD28911	1
19. RH Hinge Assembly For Boot Lid	BD20622	1
20. LH Hinge Assembly For Boot Lid	BD20623	1
Leaf Spring, on Hinge	BD19204	10
Screw, Set, securing Springs to Bracket	UFS119/4R	2
Nut, on Setscrew	UFN119/L	2
Washer, Shakeproof, under Nut	C723/A	2
Washer, Plain, on Setscrew	AW102/T	4
Anchor Pin, for Springs	BD20628	2
Distance Tube, on Anchor Pin	BD19202	2
Distance Collar, below Tube	BD19203	2
Screw, Set, securing Hinges to Boot Lid	BD8291/2	4
Washer, Shakeproof, on Setscrews	C724	4
Washer, Plain, under Shakeproof Washers	FW104/T	4
Screw, Set securing Hinges to Body	BD13565/2	4
Washer, Shakeproof, on Setscrews	C725	4
Washer, Plain, under Shakeproof Washers	FW105/T	4
21. Shim for Hinges		
.036"	BD6265/1	A/R
.064"	BD6265/2	A/R
Nut, securing Hinges to Body	UFN125/L	4
Washer, Shakeproof, under Nuts	C724	4
Washer, Plain, under Shakeproof Washers	FW104/T	4



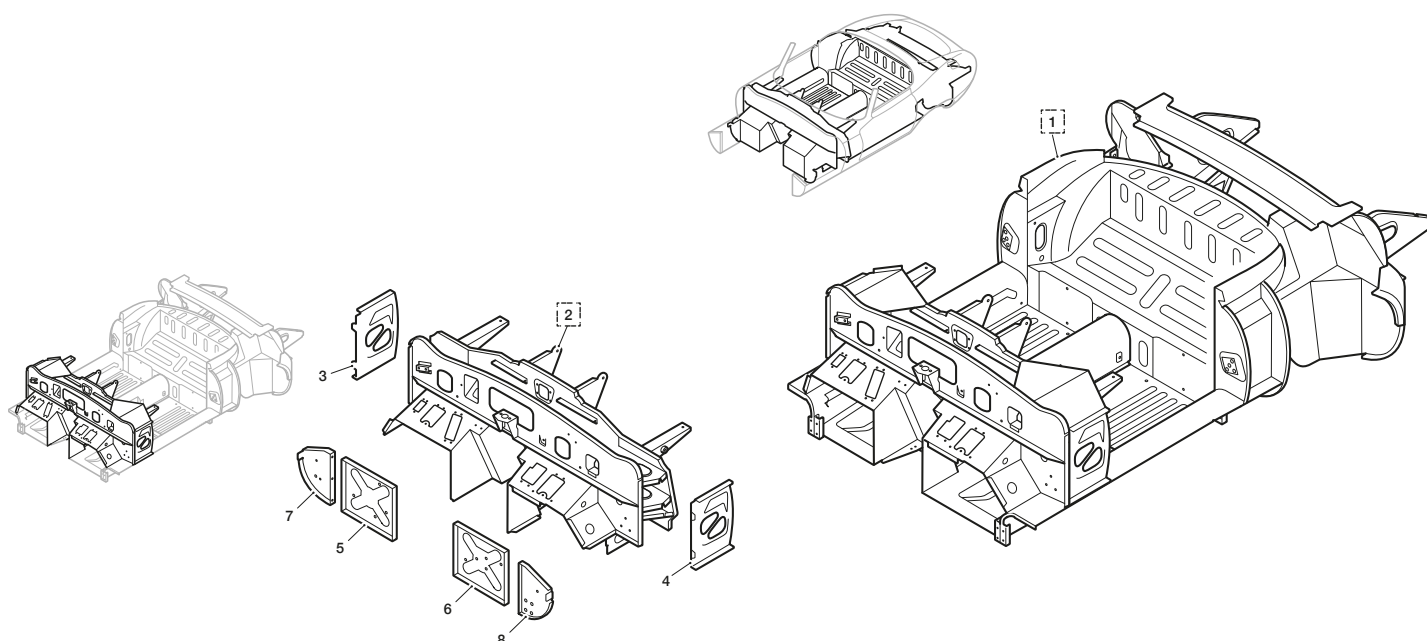
**BOOT LID & REAR END
PANELS - \$1.5 OTS**

SCUTTLE PANEL & WINDSCREEN PILLARS: OTS

1. Scuttle Top Panel Assembly	BD20957	1	11. Plastic Plug, sealing redundant holes for Accelerator Pedal Mounting		
2. RH Windscreen Pillar Assembly	BD16547	1	RHD Models	BD25294	2
3. Filler Panel, between RH Windscreen Pillar and Scuttle Top Panel	BD15217	1	12. Plastic Plug, sealing Drain Hole in Floor	BD19902	1
4. LH Windscreen Pillar Assembly	BD16548	1	13. Plastic Plug, sealing Seat Belt Attachment Points	BD22756	4
5. Filler Panel, between LH Windscreen Pillar and Scuttle Top Panel	BD15218	1	14. Plastic Plug, sealing redundant holes for Steering Column Bracket		
6. RH Corner Panel, Dash To Scuttle Top Panel	BD17069	1	RHD Models	BD25919	6
7. LH Corner Panel, Dash To Scuttle Top Panel	BD17070	1	LHD Models	BD25919	5
8. Closing Panel Under RH Windscreen Pillar	BD15467	1	15. Steel Plug, sealing redundant holes in Floor and Sills	BD19721	12
9. Closing Panel Under LH Windscreen Pillar	BD15468	1	16. Steel Plug, sealing redundant holes in Floor	BD25150	8
10. Plastic Plug, sealing Drain Holes in Floor	BD15588/1	19	Rubber Plug, in Dash Bulkhead Panel	C5648	2
Plastic Plug, sealing Drain Holes in Floor	BD15588/4	2	Rubber Plug, for Dash Bonnet Locking Handles	C5648	2
Plastic Plug, sealing Drain Holes in Floor	BD15588/5	4	Plastic Plug, sealing redundant holes in Dash Bulkhead Panel	BD15588/6	1
Plastic Plug, sealing Drain Holes in Sill	BD15588/10	2			
Plastic Plug, sealing redundant holes for Throttle and Choke Controls					
RHD Models	BD15588/2	2			



BODY UNDERFRAME: OTS

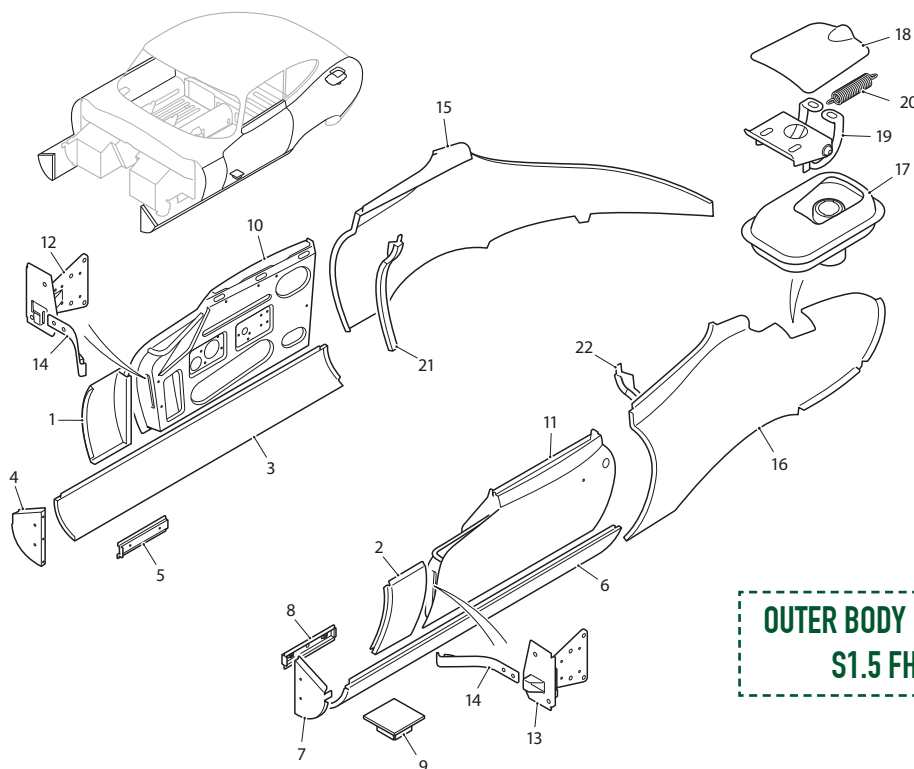


BODY UNDERFRAME - S1.5 OTS

1. Body Underframe Assembly	BD32547	1	Extension Assembly, at top of RH Hinge Pillar	BD19067	1
Dash Assembly	BD32446	1	Extension Assembly, at top of LH Hinge Pillar	BD19068	1
Floor Assembly	BD27374	1	Door Assembly, in underside of Dash, for Air from Heater	BD19853	2
Rear End Assembly	BD32546	1	Screw, Set, securing Heater Doors to Dash	UFS119/3R	8
2. Dash Assembly BD32446		1	Washer, Shakeproof, on Setscrews	C723/A	8
Dash Bulkhead Assembly	BD32553	1	3. Reinforcement Panel, for RH Dash side	BD14918	1
Dash Centre Panel Assembly	BD15197	1	4. Reinforcement Panel, for LH Dash side	BD14919	1
Panel Assembly, at RH side of Clutch Housing	BD15139	1	Reinforcement Assembly, at top of RH Hinge Pillar	BD15216	1
Panel Assembly, at LH side of Clutch Housing	BD15140	1	Reinforcement Assembly, at top of LH Hinge Pillar	BD15215	1
Pedal Mounting Panel Assembly, RH	BD32739	1	5. Closing Panel Assembly, RH Dash Front, lower	BD28248	1
Pedal Mounting Panel Assembly, LH	BD32438	1	6. Closing Panel Assembly, LH Dash Front, lower	BD28249	1
Side Panel Assembly, between RH Pedal mounting Panel and Sill	BD15153	1	Dash Bulkhead Assembly	BD32553	1
Side Panel Assembly, between LH Pedal mounting Panel and Sill	BD15154	1	Reinforcement Assembly, for RH upper outer attachment point of Front Frame	BD18248	1
Hinge Pillar Assembly, RH	BD18258	1	Reinforcement Assembly, for LH upper outer attachment point of Front Frame	BD18247	1
Hinge Pillar Assembly, LH	BD18257	1	7. Closing Panel, for front of RH Sill	BD28252	1
Diaphragm Assembly, Upper, for RH Hinge Pillar	BD18261	1	8. Closing Panel, for front of LH Sill	BD28253	1
Diaphragm Assembly, Upper, for LH Hinge Pillar	BD18260	1			

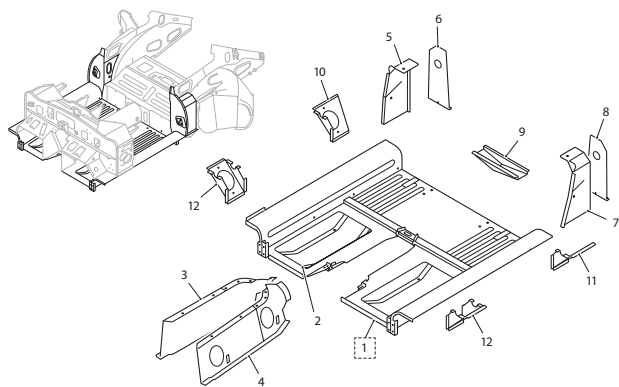
OUTER BODY PANELS: FHC

1. Exterior Panel Assembly, for RH Dash Side	BD15180	1	14. Check Arm Assembly for Doors	BD22662	2
2. Exterior Panel Assembly, for LH Dash Side	BD15181	1	Brass Cam, for Check Arm	BD22661	2
3. RH Outer Sill Panel	BD15133	1	Screw, Set, securing Cam to Check Arms	UCS519/4H	4
4. End Plate, at front of RH Sill	BD15184	1	Screw, Set, securing Check Arm to Door Hinges	UFS42S/5H	4
5. Bracket Assembly, at side of RH Sill, mounting Air Cleaner	BD15187	1	Washer, Shakeproof, on Setscrews	C724	4
6. LH Outer Sill Panel	BD15134	1	Screw, Set, securing Hinges to Doors	BD17034/5	8
7. End Plate Assembly, at front of LH Sill	BD15185	1	Screw, Self-Tapping, securing Hinges to Doors	DAZ412/12C	4
8. Bracket Assembly, at side of LH Sill, mounting Battery Tray	BD15186	1	Screw, Set, securing Hinges to Body	BD13565/3	8
9. Bracket, Under Sills, For Jack Location	BD19586	2	Washer, Spring, on Setscrews	FG105/X	8
10. RH Door Shell Assembly	BD24848	1	15. RH Rear Wing Assembly	BD24830	1
11. LH Door Shell Assembly	BD24849	1	16. LH Rear Wing Assembly	BD24831	1
Door Skin Panel, RH	BD19741	1	17. Petrol Filler Box Assembly in LH Rear Wing	BD19339	1
Door Skin Panel, LH	BD19742	1	18. Lid Assembly for Petrol Filler Box	BD22242	1
Drain Tray, at top of RH Door	BD22773	1	19. Hinge Assembly for Petrol Filler Lid	BD19552	1
Drain Tray, at top of LH Door	BD22774	1	Screw, Set, securing Hinge to Lid and Body	BD8291/1	4
Pop Rivet, securing Drain Tray	BD11712/2	8	Washer, Shakeproof, on Setscrews	C724	4
Shroud, for Drain Holes at bottom of Door	BD20878	4	Washer, Plain, under Shakeproof Washers	FW104/T	4
Pop Rivet, securing Shrouds	BD1814/1	12	20. Spring Between Hinge and Lid	BD15930	1
Drain Tube (Rubber) for Tray	BD21180	2	Extension, for RH Shut Pillar	BD19322/2	1
Clip, securing Drain Tube	BD25213	2	Extension, for LH Shut Pillar	BD19323/2	1
12. Hinge Assembly for RH Door	BD15495	1	21. Seal Retainer, on RH Shut Pillar	BD15191/3	1
13. Hinge Assembly for LH Door	BD15496	1	22. Seal Retainer, on LH Shut Pillar	BD15192/3	1

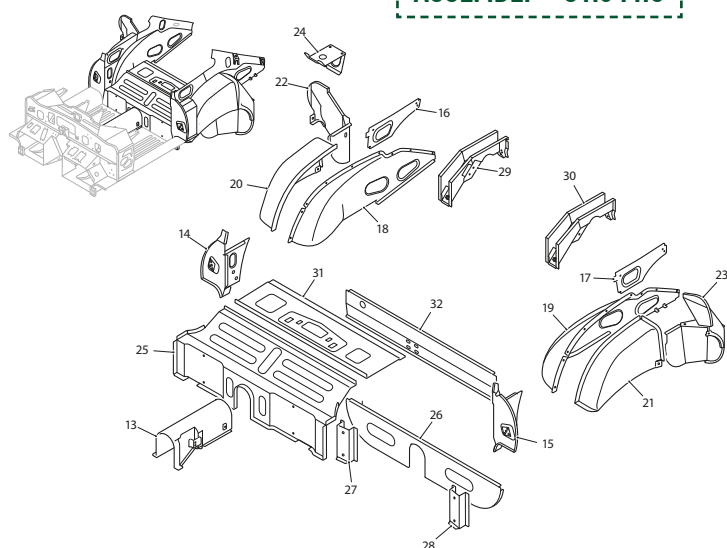


OUTER BODY PANELS
S1.5 FHC

FLOOR & REAR END ASSEMBLY: FHC

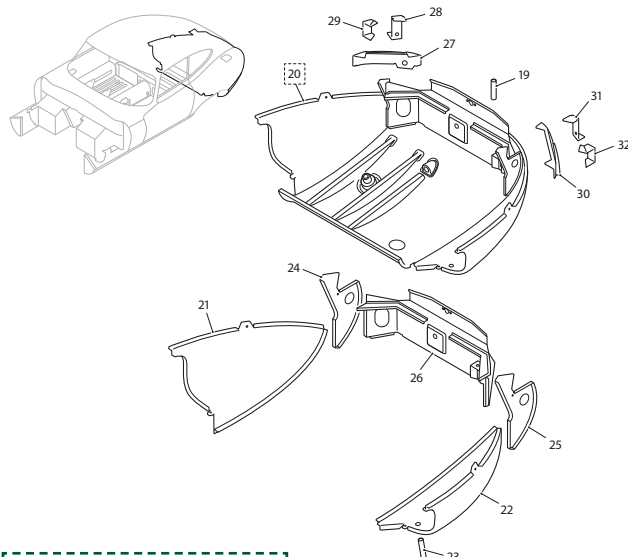
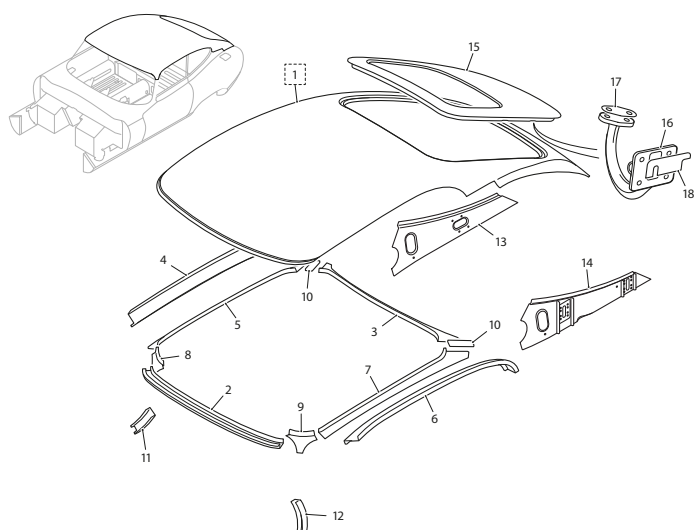


FLOOR & REAR END ASSEMBLY - S1.5 FHC



1. Floor Assembly Complete with Heel Wells	BD27374	1	7. Reinforcement Panel, for LH Shut Pillar	BD15199	1
Full Floor Assembly RH	BD27374/ERH	1	8. Closing Panel, for LH Shut Pillar	BD19898	1
Full Floor Assembly LH	BD27374/ELH	1	Support Panel, for Shut Pillars	BD17456	2
Front Floor Assembly RH	SNG012RH	1	9. Reinforcement Panel, lower rear, for Propeller Shaft Tunnel	BD18368	1
Front Floor Assembly LH	SNG012LH	1	10. Reinforcement Panel, at rear of RH Sill	BD15982	1
2. Heel Well only	BD15131/2	2	11. Reinforcement Panel, at rear of LH Sill	BD15983	1
Reinforcement Assembly, for lower outer attachment points of Front Frame	BD15158	2	12. Reinforcement Panel, at front of Sills	BD16488	2
Reinforcement Assembly, for RH lower inner attachment point of Front Frame	BD15159	1	Rear End Assembly	BD32496	1
Reinforcement Assembly, for LH lower inner attachment point of Front Frame	BD15160	1	13. Tunnel Assembly	BD28567	1
Bracket Assembly, for Exhaust Silencer Mounting	BD19238	4	14. Shut Pillar Assembly, RH	BD32258	4
3. Panel Assembly, at RH side of Gearbox	BD28056	1	15. Shut Pillar Assembly, LH	BD32259	4
4. Panel Assembly, at; LH side of Gearbox	BD28057	1	16. Support Panel, for RH Rear Quarter	BD19322/3	1
5. Reinforcement Panel, for RH Shut Pillar	BD15198	1	17. Support Panel, for LH Rear Quarter	BD19323/3	1
6. Closing Panel, for RH Shut Pillar	BD19897	1	18. Wheel Arch Panel Assembly, RH Inner forward	BD20544	1
			19. Wheel Arch Panel Assembly, LH Inner forward	BD20545	1
			20. Wheel Arch Panel Assembly, RH Outer forward	BD19628	1
			21. Wheel Arch Panel Assembly, LH Outer forward	BD19629	1
			22. Wheel Arch Panel Assembly, RH Rear	BD19545	1
			23. Wheel Arch Panel Assembly, LH Rear	BD19546	1
			24. Bracket Assembly, on RH Rear Wheel Arch, mounting Petrol Pump	BD27181	1
			25. Floor Panel Assembly	BD27654	1
			26. Panel Assembly, for Rear Floor Cross Member	BD20162	1
			27. Stiffening Bracket, at RH side of Rear Floor Cross Member	BD22816	1
			28. Stiffening Bracket, at LH side of Rear Floor Cross Member	BD22817	1
			29. Bracket Assembly, RH, for mounting of Rear Suspension Cross Member	BD19077	1
			30. Bracket Assembly, LH, for mounting of Rear Suspension Cross Member	BD19078	1
			31. Top Panel Assembly, above Rear Floor	BD27654	1
			32. Panel Assembly, for front of Spare Wheel Compartment	BD27834	1
			Reinforcement Angle, between Spare Wheel Compartment and Top Panel	BD15238	1
			Support Panel Assembly, at RH side of Back Door Aperture	BD19626	1
			Support Panel Assembly, at LH side of Back Door Aperture	BD19627	1
			Bracket Assembly, for mounting of Rear Suspension Bump Stops	BD19132	1

ROOF & REAR END PANELS: FHC



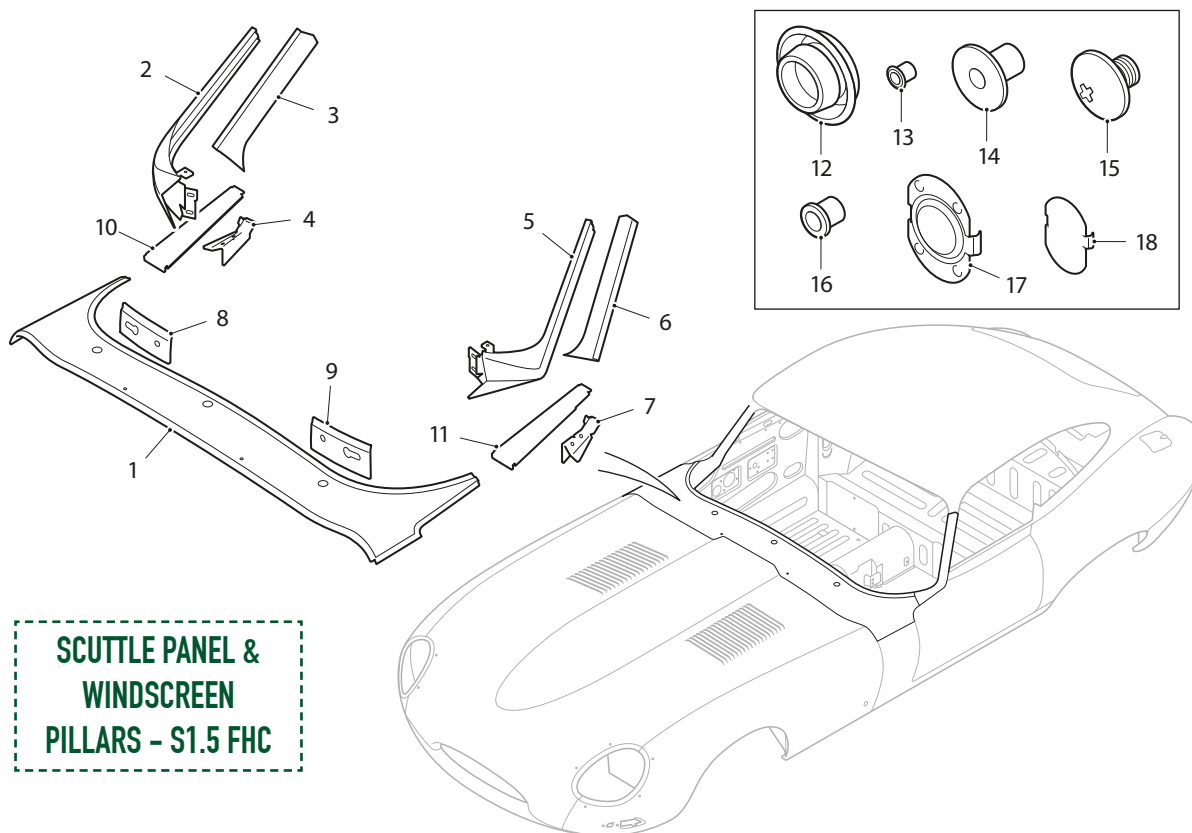
ROOF & REAR END PANELS - S1.5 FHC

1. Roof Panel Assembly	BD33604	1
2. Windscreen Header Panel Assembly	BD32927	1
3. Reinforcement Rail Assembly, at rear of Hoof	BD20119	1
4. RH Cantrail Panel Assembly, outer	BD20115	1
5. RH Cantrail, inner	BD20117	1
6. LH Cantrail Panel Assembly, outer	BD20116	1
7. LH Cantrail, inner	BD20118	1

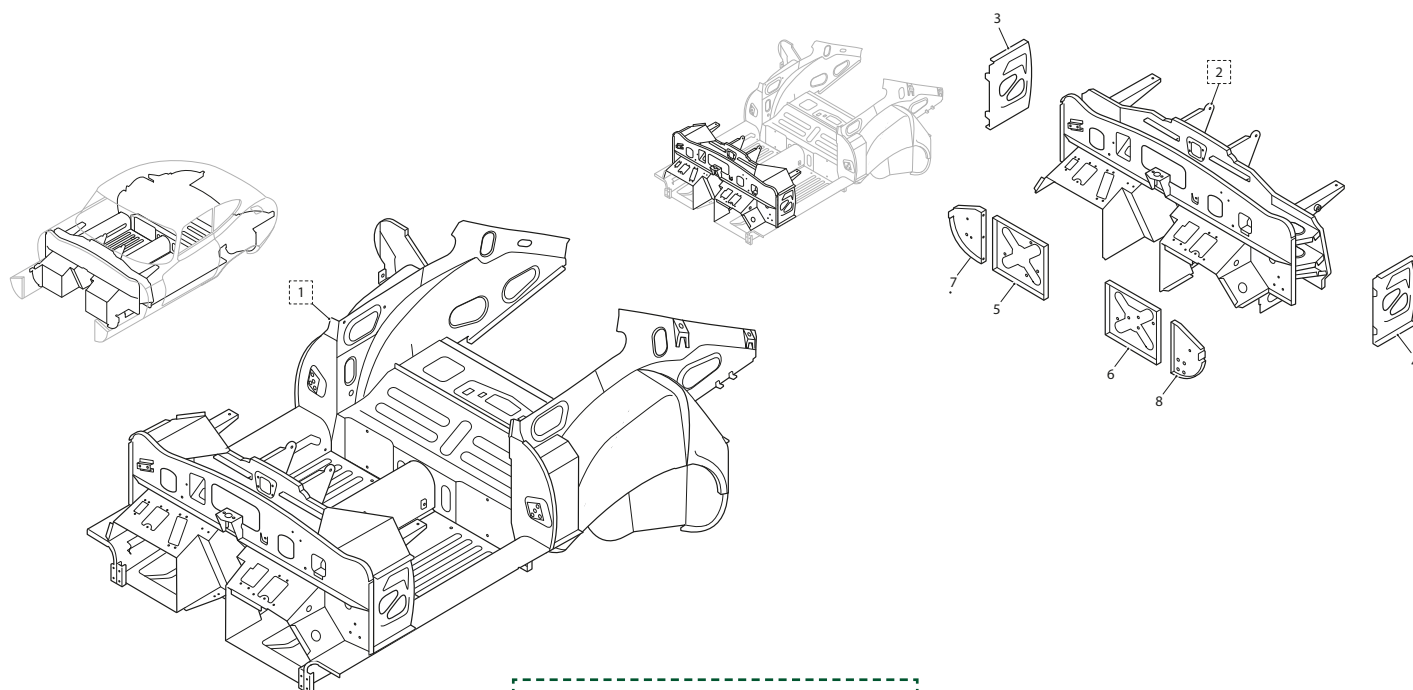
8. RH Cantrail Corner, front	BD20112	1
9. LH Cantrail Corner, front	BD20113	1
10. Joint Plate, from Cantrail to Reinforcement Rail	BD23171/1	2
11. Reinforcement Channel, at top of RH Windscreen Pillar	BD20203	1
12. Reinforcement Channel, at top of LH Windscreen Pillar	BD20202	1
13. Support Panel Assembly at RH side of Back Door Aperture	BD19626	1
14. Support Panel Assembly at LH side of Back Door Aperture	BD19627	1
15. Back Door Shell Assembly	BD19544	1
16. Hinge Assembly for Back Door	BD20261	2
Screw, Set, securing Hinges to Back Door	BD17034/3	4
Washer, Shakeproof, on Setscrews	BD2906/6	4
17. Shim, between Hinges and Back Door	BD23163	A/R
Screw, Set, securing Upper Hinge to Body	UFS125/4R	4
Screw, Set, securing Lower Hinge to Body	UFS125/5R	4
Washer, Shakeproof, on Setscrews	C724	8
18. Shim, between Hinges and Body	BD23164	A/R
19. Drain Tube, at bottom of Back Door Aperture	BD19635	1
20. Panel Assembly, Lower Rear	BD19338	1
21. Lower Panel, RH Outer	BD18837	1
22. Lower Panel, LH Outer	BD18838	1
23. Drain Tube, in LH Outer Lower Panel	BD19032	1
24. Stiffener, between RH Outer Lower Panel and Rear Wheel Arch Panel	BD15264	1
25. Stiffener, between LH Outer Lower Panel and Rear Wheel Arch Panel	BD15265	1
26. Panel Assembly, mounting Rear Number Plate	BD19970	1
27. Filler Panel, Seating RH Stop/ Tail Lamp	BD18945	1
28. Fixing Bracket, inner, for RH Stop/Tail Lamp	BD25418	1
29. Fixing Bracket Assembly, outer, for RH Stop/Tail Lamp	BD19532	1
30. Filler Panel, Seating LH Stop/ Tail Lamp	BD18946	1
31. Fixing Bracket, inner, for LH Stop/Tail Lamp	BD25419	1
32. Fixing Bracket Assembly, outer, for LH Stop/Tail Lamp	BD19533	1
Bracket Assembly for Attachment of Rear Bumpers	BD28612	4

SCUTTLE PANEL & WINDSCREEN PILLARS: FHC

1. Scuttle Top Panel Assembly	BD20957	1	13. Plastic Plug, sealing redundant holes for Accelerator Pedal Mounting RHD Models	BD25294	2
2. RH Windscreen Pillar Assembly	BD23913	1	14. Plastic Plug, sealing Drain Hole in Floor (5/16 UNF)	BD19902	1
3. Drip Angle, on RH Windscreen Pillar	BD21448	1	15. Plastic Plug, sealing Seat Belt Attachment Points	BD22756	4
4. Filler Panel, between RH Windscreen Pillar and Scuttle Top Panel	BD15217	1	16. Plastic Plug, sealing redundant holes for Steering Column Bracket RHD Models	BD25919	6
5. LH Windscreen Pillar Assembly	BD23914	1	LHD Models	BD25919	5
6. Drip Angle, on LH Windscreen Pillar	BD21449	1	Plastic Plug, sealing redundant holes in Sills	BD15588/10	2
7. Filler Panel, between LH Windscreen Pillar and Scuttle Top Panel	BD15218	1	Plastic Plug, sealing redundant holes in Dash Bulkhead Panel	BD15588/6	1
8. RH Corner Panel, Dash To Scuttle Top Panel	BD17069	1	17. Steel Plug, sealing redundant holes in Floor and Sills	BD19721	12
9. LH Corner Panel, Dash To Scuttle Top Panel	BD17070	1	18. Steel Plug, sealing redundant holes in Floor	BD25150	8
10. Closing Panel Under RH Windscreen Pillar	BD15467	1	Rubber Plug, in Dash Bulkhead Panel	C5648	2
11. Closing Panel Under LH Windscreen Pillar	BD15468	1	Rubber Plug, for Dash Bonnet Locking Handles	C5648	2
12. Plastic Plug, sealing Drain Holes in Floor (3/8 dia.)	BD15588/1	19			
Plastic Plug, sealing Drain Holes in Floor (3/4 dia.)	BD15588/4	2			
Plastic Plug, sealing Drain Holes in Floor (7/8 dia.)	BD15588/5	4			
Plastic Plug, sealing redundant holes for Throttle and Choke Controls RHD Models	BD15588/2	2			



BODY UNDERFRAME: FHC

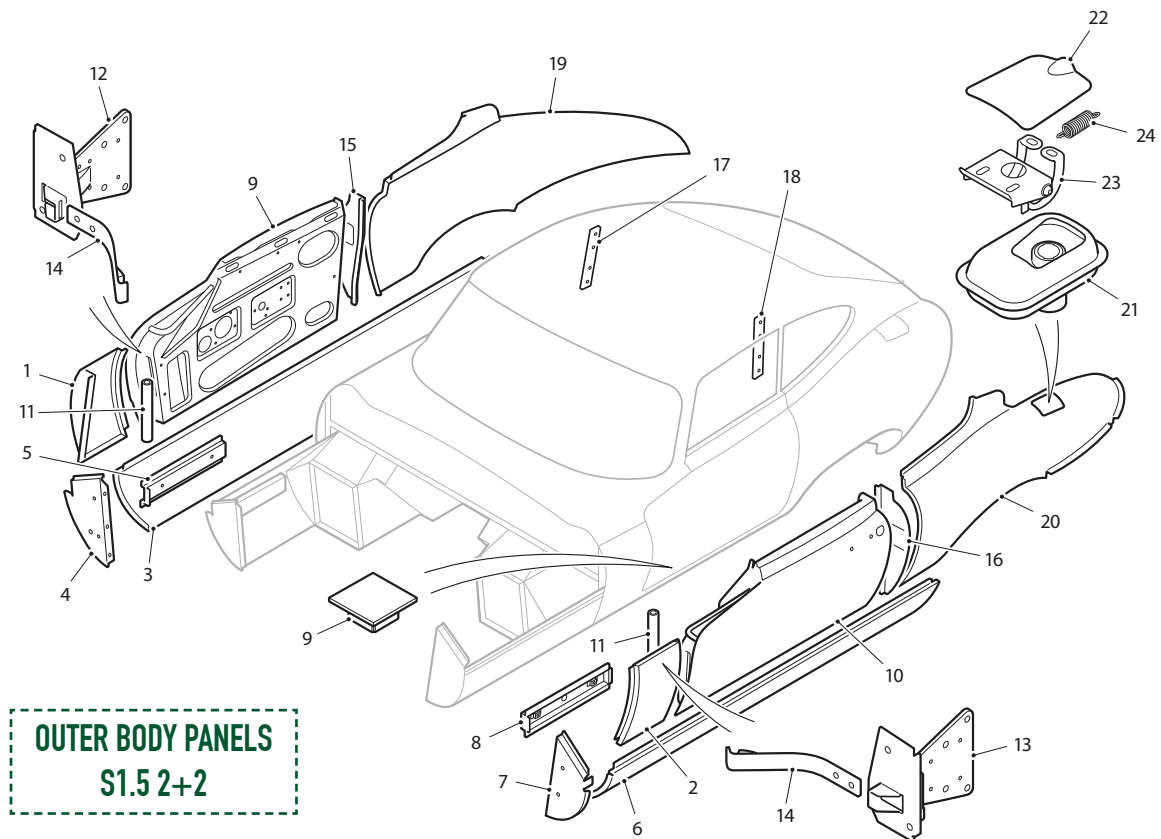


BODY UNDERFRAME - S1.5 FHC

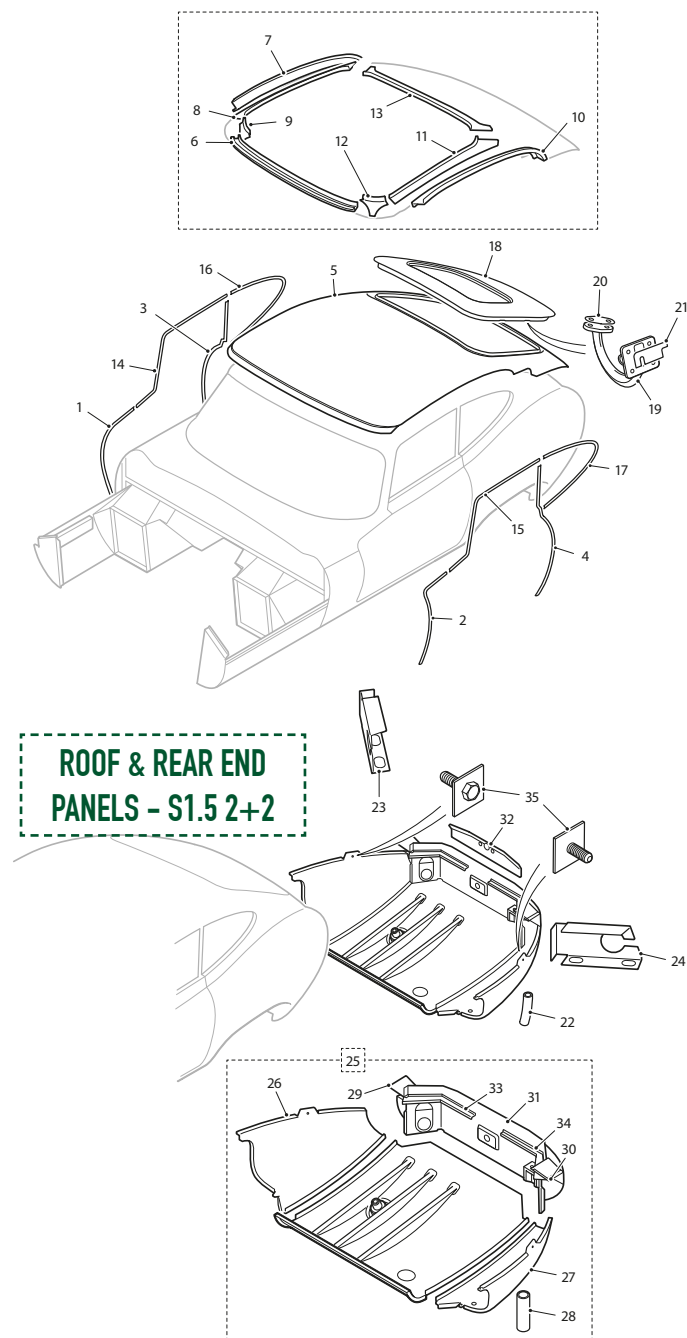
1. Body Underframe Assembly	BD32497	1	Door Assembly, in underside of Dash, for Air from Heater	BD19853	2
Dash Assembly	BD32446	1	Screw, Set, securing Heater Doors to Dash	UFS119/3R	8
Floor Assembly	BD27374	1	Washer, Shakeproof, on Setscrews	C723/A	8
Rear End Assembly	BD32496	1	3. Reinforcement Panel, for RH Dash Side	BD14918	1
2. Dash Assembly	BD32497	1	4. Reinforcement Panel, for LH Dash side	BD14919	1
Dash Bulkhead Assembly	BD32553	1	Reinforcement Assembly, at top of RH Hinge Pillar	BD15216	1
Dash Centre Panel Assembly	BD15197	1	Reinforcement Assembly, at top of LH Hinge Pillar	BD15215	1
Panel Assembly, at RH side of Clutch Housing	BD15139	1	Closing Panel Assembly, RH Dash Front, lower	BD16942	1
Panel Assembly, at LH side of Clutch Housing	BD15140	1	Closing Panel Assembly, LH Dash Front, lower	BD16943	1
Pedal Mounting Panel Assembly, RH	BD32739	1	5. Closing Panel Assembly, RH Dash Front, lower	BD28248	1
Pedal Mounting Panel Assembly, LH	BD32738	1	6. Closing Panel Assembly, LH Dash Front, lower	BD28249	1
Side Panel Assembly, between RH Pedal Mounting Panel and Sill	BD15153	1	Dash Bulkhead Assembly	BD32553	1
Side Panel Assembly, between LH Pedal Mounting Panel and Sill	BD15154	1	Reinforcement Assembly, for RH upper outer attachment point of Front Frame	BD18248	1
Hinge Pillar Assembly, RH	BD18258	1	Reinforcement Assembly, for LH upper outer attachment point of Front Frame	BD18247	1
Hinge Pillar Assembly, LH	BD18257	1	7. Closing Panel, for front of RH Sill	BD28252	1
Diaphragm Assembly, Upper, for RH Hinge Pillar	BD18261	1	8. Closing Panel, for front of LH Sill	BD28253	1
Diaphragm Assembly, Upper, for LH Hinge Pillar	BD18260	1			
Extension Assembly, at top of RH Hinge Pillar	BD19067	1			
Extension Assembly, at top of LH Hinge Pillar	BD19068	1			

OUTER BODY PANELS: 2+2

1. Exterior Panel Assembly, for RH Dash Side	BD28003	1	Screw, Set, securing Hinges to Doors	BD17034/5	8
2. Exterior Panel Assembly, for LH Dash Side	BD28004	1	Screw, Self-Tapping, securing Hinges to Doors	BD30161/3	4
3. RH Outer Sill	BD27639	1	Screw, Set, securing Hinges to Body	BD13565/5	8
4. End Plate, at front of RH Sill	BD15184	1	Washer, Spring, on Setscrews	FG105/X	8
5. Bracket Assembly, at front of RH Sill, mounting Air Cleaner	BD15187	1	15. Face Panel For RH Shut Pillar	BD32944	1
6. LH Outer Sill	BD27640	1	Attachment Bracket, between Face Panel and Reinforcement Panel	BD32608	1
7. End Plate, at front of LH Sill	BD15185	1	16. Face Panel For LH Shut Pillar	BD32945	1
8. Bracket Assembly, at front of LH Sill, mounting Battery Tray	BD15186	1	Attachment Bracket, between Face Panel and Reinforcement Panel	BD32609	1
9. RH Door Shell Assembly	BD32390	1	17. Standing Pillar Assembly, for RH Quarter Light	BD27731	1
10. LH Door Shell Assembly	BD32391	1	18. Standing Pillar Assembly, for LH Quarter Light	BD27732	1
Door Skin Panel, RH	BD32392	1	19. RH Rear Wing Assembly	BD28411	1
Door Skin Panel, LH	BD32393	1	20. LH Rear Wing Assembly	BD28412	1
11. Drain Tube, for Doors	BD27874	2	21. Petrol Filler Box Assembly	BD19339	1
12. Hinge Assembly For RH Door	BD27680	1	22. Lid Assembly, For Petrol Filler Box	BD22242	1
13. Hinge Assembly For LH Door	BD27681	1	23. Hinge Assembly, For Petrol Filler Lid	BD19552	1
14. Check Arm Assembly For Doors	BD27794	2	Screw, Set, securing Hinge to Lid and Body	BD8291/1	4
Brass Cam, for Check Arm	BD22661	2	Washer, Shakeproof, on Setscrews	C724	4
Screw, Set, securing Cam to Check Arms	UCS519/4H	4	Washer, Plain, under Shakeproof Washers	FW104/T	4
Screw, Set, securing Check Arm to Door Hinges	UFS42S/5H	4	24. Spring Between Hinge And Lid	BD15930	1
Washer, Shakeproof, on Setscrews	C724	4			



ROOF & REAR END PANELS: 2+2

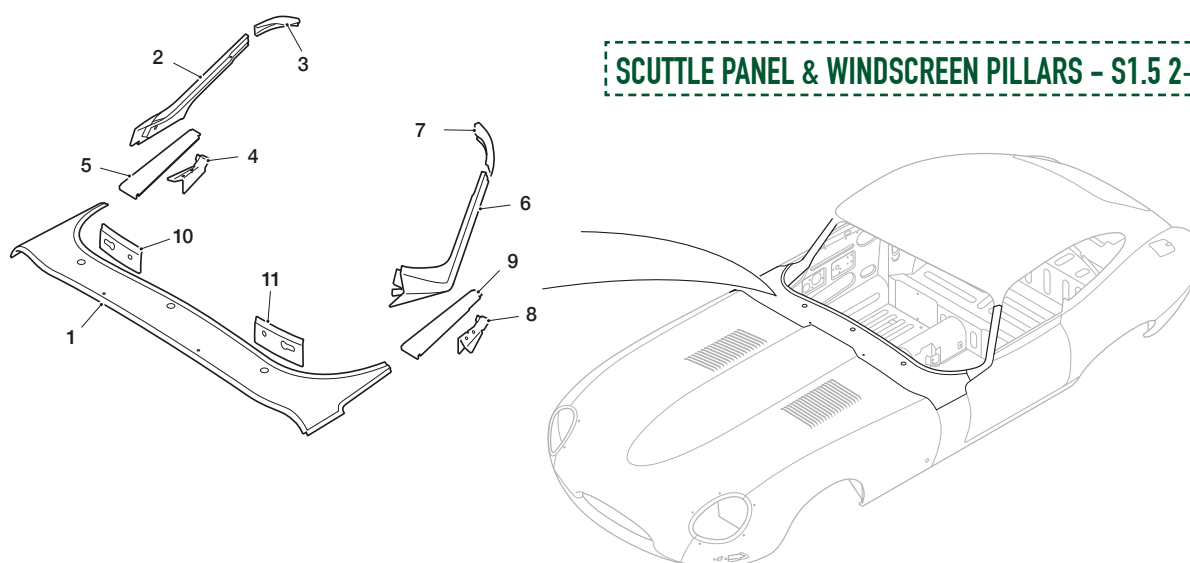


1. Retainer, at RH Dash Side, for Door Seal	BD29158
Pop Rivet, securing Retainer	BD1814/2
2. Retainer, at LH Dash Side, for Door Seal	BD29159
Pop Rivet, securing Retainer	BD1814/2
3. Retainer, on RH Shut Pillar, for Door Seal	BD27770
Pop Rivet, securing Retainer	BD1814/2
4. Retainer, on LH Shut Pillar, for Door Seal	BD27771
Pop Rivet, securing Retainer	BD1814/2
5. Roof Panel Assembly	BD29349
6. Windscreen Header Panel Assembly	BD27652

7. RH Cantrail Panel, Outer	BD29013	1
8. RH Cantrail Panel, Inner	BD27489	1
9. LH Cantrail Panel, Outer	BD29014	1
10. LH Cantrail Panel, Inner	BD27490	1
11. RH Cantrail Corner, inner front	BD27491	1
12. LH Cantrail Corner, inner front	BD27492	1
13. Reinforcement Rail, at Rear of Roof	BD27493	1
14. Retainer, on RH Cantrail and Windscreen Pillar, for Door Seal	BD28237	1
15. Retainer, on LH Cantrail and Windscreen Pillar, for Door Seal	BD28238	1
16. Retainer, for RH Quarter Light Seal	BD28235	1
17. Retainer, for LH Quarter Light Seal	BD28236	1
Pop Rivet, securing Retainers	BD1814/2	38
18. Back Door Shell Assembly	BD19544	1
19. Hinge Assembly For Back Door	BD20261	1
Screw, Set, securing Hinges to Back Door	BD17034/3	4
Washer, Shakeproof, on Setscrews	BD2906/6	4
20. Shim, between Hinges and Back Door	BD23163	A/R
Nut, securing Hinges to Body	UFN125/L	8
Washer, Shakeproof, on Setscrews	C724	8
21. Shim, between Hinges and Body	BD23164	A/R
22. Drain Tube, for Back Door Aperture	BD19635	1
23. Filler Panel, seating RH Stop/Tail Lamp	BD28106	1
Fixing Bracket, inner, for RH Stop/Tail Lamp	BD28187	1
Fixing Bracket, outer, for RH Stop/Tail Lamp	BD28182	1
24. Filler Panel, seating LH Stop/Tail Lamp	BD28107	1
Fixing Bracket, inner, for LH Stop/Tail Lamp	BD28188	1
Fixing Bracket, outer, for LH Stop/Tail Lamp	BD28183	1
25. Lower Rear Panel Assembly	BD19338	1
26. Lower Panel, RH Outer	BD18837	1
27. Lower Panel, LH Outer	BD18838	1
28. Drain Tube, in LH Outer Lower Panel	BD19032	1
29. Stiffener, between RH Outer Lower Panel and Rear Wheel Arch Panel	BD15264	1
30. Stiffener, between LH Outer Lower Panel and Rear Wheel Arch Panel	BD15265	1
31. Panel Assembly, mounting Rear Number Plate	BD19970	1
32. Extension Assembly, at top of Rear Number Plate Panel	BD28160	1
33. Reinforcement Panel, between Extension and RH Support Panel	BD28052	1
34. Reinforcement Panel, between Extension and LH Support Panel	BD28053	1
35. Bracket Assembly for Attachment of Rear Bumpers	BD28612	4
Pop Rivet, securing Brackets	BD1814/2	8

SCUTTLE PANEL & WINDSCREEN PILLARS: 2+2

1. Scuttle Top Panel Assembly	BD28681	1
2. RH Windscreen Pillar Assembly	BD28070	1
Bracket, for RH outer fixing of Screen Rail Facia	BD21182	1
Bracket, fixing RH Facia Panel to Dash Side	BD19242	1
3. Reinforcement Channel, at top of RH Windscreen Pillar	BD28102	1
4. Drain Tray Assembly, at bottom of RH Windscreen Pillar	BD30438	1
5. Closing Panel, under RH Windscreen Pillar	BD27676	1
6. LH Windscreen Pillar Assembly	BD28071	1
Bracket, for LH outer fixing of Screen Rail Facia	BD21183	1
Bracket, fixing LH Facia Panel to Dash Side	BD19241	1
7. Reinforcement Channel, at top of LH Windscreen Pillar	BD28103	1
8. Drain Tray Assembly, at bottom of LH Windscreen Pillar	BD30439	1
9. Closing Panel, under LH Windscreen Pillar	BD27677	1
10. RH Corner Panel, Dash to Scuttle Top Panels	BD17069	1
LH Corner Panel, Dash to Scuttle Top Panels	BD17070	1
Plastic Plug, sealing Drain Holes in Floor (3/8" diameter)	BD15588/1	6
Plastic Plug, sealing redundant hole in Dash Bulkhead (1/2" diameter)	BD15588/2	1
Plastic Plug, sealing redundant holes for Throttle and Choke Controls(1/2" diameter)		
RHD Models	BD15588/2	2
Plastic Plug, sealing drain holes in Sills (7/8" diameter)	BD15588/5	4
Plastic Plug, sealing hole in Dash (1" diameter)	BD15588/6	1
Plastic Plug, sealing drain holes in Sills (1 1/2" diameter)	BD15588/10	2
Plastic Plug, sealing Seat Belt Attachment Points (7/16" UNF)	BD22756	4
Plastic Plug, sealing redundant Accelerator Pedal Mounting Holes (1/4" Thread)		
RHD Models	BD25294	4
Plastic Plug, sealing redundant Servo Pipe Clip and Accelerator Mounting Holes (1/4" Thread)	BD25294	4
Plastic Plug, sealing holes in Steering Column Bracket (5/16 UNF)		
RHD Models	BD25919	6
LHD Models	BD25919	5
Rubber Plug, sealing holes in Toeboard and Bulkhead (3/16" diameter)	BD22536	5
Steel Plug, sealing holes in Rear Lower Panel (3/8" diameter)	BD25150	4
Steel Plug, sealing Drain Holes in Floor and Rear Seat Pan (7/8" diameter)	BD19721	17

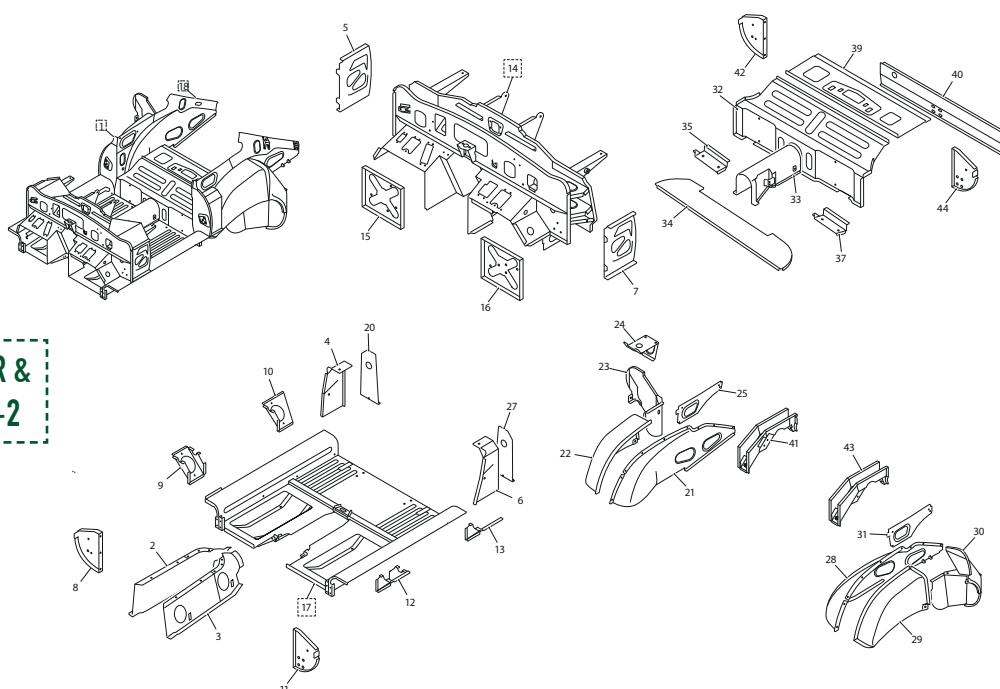


UNDERFRAME, FLOOR & REAR END: 2+2

1. Body Underframe Assembly		
Manual Cars	BD32710	1
Automatic Cars	BD32711	1
2. Manual Gearbox Side Panel Assembly, RH	BD27656	1
3. Manual Gearbox Side Panel Assembly, LH	BD27656	1
Automatic Transmission Cover Panel Assembly	BD27510	1
4. Reinforcement Assembly, at top RH Hinge Pillar	BD15216	1
5. Reinforcement Panel, for RH Dash Side	BD27696	1
6. Reinforcement Assembly, at top LH Hinge Pillar	BD15215	1
7. Reinforcement Panel, for LH Dash Side	BD27697	1
8. Closing Panel, at front of RH Sill	BD27560	1
9. Reinforcement Panel, at front of RH Sill	BD16488	1
10. Reinforcement Panel, at rear of RH Sill	BD27754	1
11. Closing Panel, at front of LH Sill	BD27651	1
12. Reinforcement Panel, at front of LH Sill	BD16488	1
13. Reinforcement Panel, at rear of LH Sill	BD27755	1
14. Dash Assembly		
Manual Cars	BD32551	1
Automatic Cars	BD32442	1
Dash Bulkhead Assembly	BD32553	1
Dash Centre Panel Assembly		
Manual Cars	BD15197	1
Automatic Cars	BD27660	1
Panel Assembly, at RH side of Manual Clutch Housing	BD27592	1
Panel Assembly, at LH side of Manual Clutch Housing	BD27593	1
Panel Assembly, at RH side of Automatic Converter Housing	BD27468	1
Panel Assembly, at LH side of Automatic Converter Housing	BD27469	1
Pedal Mounting Panel Assembly, RH	BD32739	1
Side Panel Assembly, between RH Pedal Mounting Panel and Sill	BD15153	1
Hinge Pillar Assembly, RH	BD27798	1
Reinforcement Panel Assembly, for RH Hinge Pillar	BD27738	1
Reinforcing Angle, between RH Hinge Pillar and Reinforcement Panel	BD28194	1
Extension Assembly, at top of RH Hinge Pillar	BD27820	1
Pedal Mounting Panel Assembly, LH	BD32438	1
Side Panel Assembly, between LH Pedal Mounting Panel and Sill	BD15154	1
Hinge Pillar Assembly, LH	BD27799	1
Reinforcement Panel Assembly, for LH Hinge Pillar	BD27739	1
Reinforcing Angle, between LH Hinge Pillar and Reinforcement Panel	BD28195	1
Extension Assembly, at top of LH Hinge Pillar	BD27821	1
15. Closing Panel Assembly, RH Dash Front, lower	BD27544	1
16. Closing Panel Assembly, LH Dash Front, lower	BD27545	1
Dash Bulkhead Assembly	BD27888	1
Reinforcement Assembly, for RH upper outer attachment point of Front Frame	BD18248	1
Reinforcement Assembly, for LH upper outer attachment point of Front Frame	BD18247	1
17. Main Floor Assembly	BD27760	1
Front Floor Section RH	BD27760/BRH	1
Front Floor Section LH	BD27760/BLH	1
Full Floor Section RH	BD27760/CRH	1
Full Floor Section LH	BD27760/CLH	1
Inner Sill RH	BD27760/ARH	1
Inner Sill LH	BD27760/ALH	1
Bracket Assembly, for Jack Location, Front	BD28654	2
Reinforcement Assembly, for lower outer attachment points of Front Frame	BD27743	2
Reinforcement Assembly, for R.H lower inner attachment points of Front Frame	BD27597	1
Reinforcement Assembly, for L.H lower inner attachment points of Front Frame	BD27598	1
Cross Member Assembly	BD27725	1

UNDERFRAME, FLOOR & REAR END: 2+2

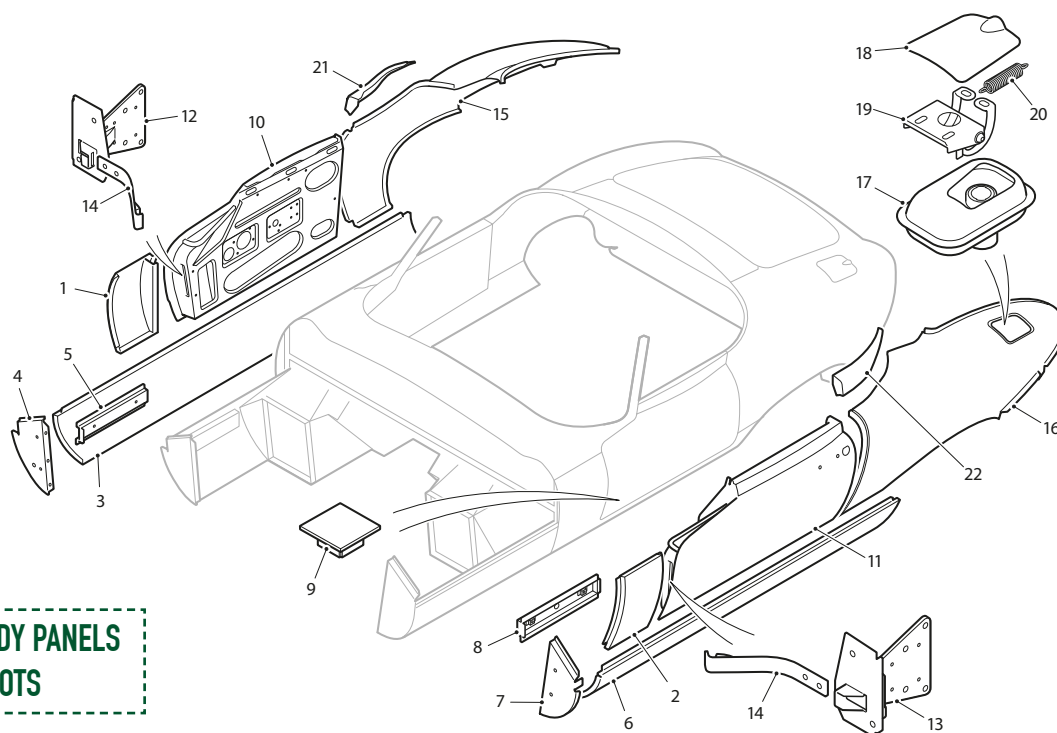
18. Rear End Assembly	BD28080	1
19. Support Panel, for RH Shut Pillar	BD27746	1
20. Reinforcement Panel, for RH Shut Pillar	BD27748	1
21. Wheel Arch Panel Assembly, RH Inner forward	BD20544	1
22. Wheel Arch Panel Assembly, RH Outer forward	BD19628	1
23. Wheel Arch Panel Assembly, RH Rear	BD19545	1
24. Bracket Assembly, on RH Rear Wheel Arch, mounting Petrol Pump	BD27181	1
25. Support Panel Assembly, at RH side of Back Door Aperture	BD27744	1
26. Support Panel, for LH Shut Pillar	BD27747	1
27. Reinforcement Panel, for LH Shut Pillar	BD27749	1
28. Wheel Arch Panel Assembly, LH Inner forward	BD20545	1
29. Wheel Arch Panel Assembly, LH Outer forward	BD19629	1
30. Wheel Arch Panel Assembly, LH Rear	BD19546	1
31. Support Panel Assembly, at LH side of Back Door Aperture	BD27745	1
32. Centre Panels Assembly, for Rear End	BD27916	1
32. Centre Panels Assembly For Rear End	BD27916	1
33. Tunnel and Rear Seat Pan Assembly	BD27786	1
34. Extension Panel Assembly, for Main Floor	BD28216	1
35. Closing Panel, RH from Rear Seat Pan to Floor Extension	BD27530	1
36. Reinforcement Assembly, RH for mounting of Rear Suspension Anti-Roll Bar	BD27522	1
37. Closing Panel, LH from Rear Seat Pan to Floor Extension	BD27531	1
38. Reinforcement Assembly, LH for mounting of Rear Suspension Anti-Roll Bar	BD27523	1
39. Top Panel Assembly, above Rear Seat Pan	BD28283	1
40. Panel Assembly, for front of Spare Wheel Compartment	BD27834	1
41. Bracket Assembly, RH for mounting of Rear Suspension Cross Member	BD28060	1
42. Closing Panel, for rear of RH Sill	BD27721	1
43. Bracket Assembly, LH for mounting of Rear Suspension Cross Member	BD28061	1
44. Closing Panel, for rear of LH Sill	BD27722	1
45. Bracket Assembly, for Rear Suspension Bump Stops	BD19132	2
Bracket Assembly, for Jack Location, Rear	BD28655	1



BODY PANELS s2...

209	• OTS	OUTER BODY PANELS
210	•	BODY UNDERFRAME & REAR END PANELS
212	•	BOOT LID PANEL
214	•	SCUTTLE PANEL & WINDSCREEN PILLARS
215	• FHC	OUTER BODY PANELS
216	•	LOWER REAR PANEL
217	•	ROOF PANEL & REAR DOOR
218	•	SCUTTLE PANEL & WINDSCREEN PILLARS
218	•	BODY UNDERFRAME
220	• 2+2	DOORS, SILLS & REAR WINGS
221	•	SEAL RETAINERS, ROOF & REAR DOOR
222	•	LOWER REAR PANEL
223	•	SCUTTLE PANEL & WINDSCREEN PILLARS
224	•	BODY UNDERFRAME

OUTER BODY PANELS: OTS



OUTER BODY PANELS S2 OTS

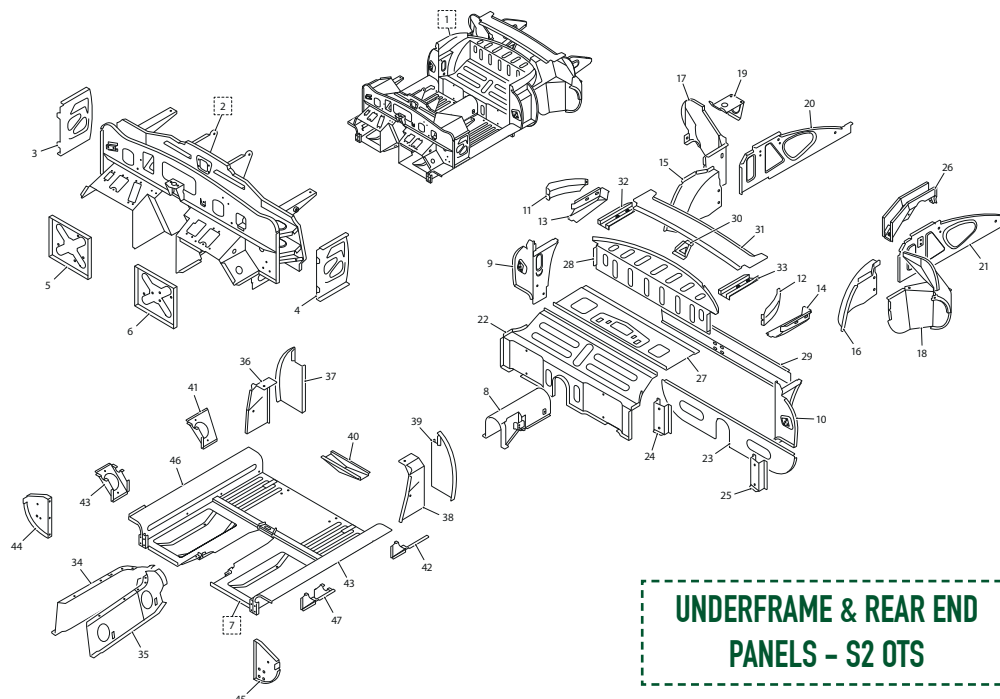
1. Exterior Panel Assembly, for RH side of Dash	BD15180	1	Clip, securing Drain Tube	BD25213	1
2. Exterior Panel Assembly, for LH side of Dash	BD15181	1	12. Hinge Assembly, for RH Door	BD15495	1
3. RH Sill Outer Panel	BD15133	1	13. Hinge Assembly, for LH Door	BD15496	1
4. End Plate, at front of RH Sill	BD15184	1	Setscrew, securing Hinges to Body	BD13565/3	8
5. Bracket Assembly, at side of RH Sill, for Air Cleaner	BD15187	1	Screw, Self-Tapping, securing Hinges	DAZ412/12C	4
6. LH Sill Outer Panel	BD15134	1	Setscrew, securing Hinges to Doors	BD17034/5	8
7. End Plate Assembly, at front of LH Sill	BD15185	1	Washer, Spring, on Setscrews	FG105/X	8
8. Bracket Assembly, at side of LH Sill, for mounting Battery Tray	BD15186	1	14. Check Arm Assembly, for Doors	BD22662	2
Battery Carrier	BD15165	1	Brass Cam, for Check Arm	BD22661	2
9. Bracket Assembly, under Sills, for Jack Location	BD19586	2	Setscrew, securing Cam to Check Arms	UCS519/4H	4
10. RH Front Door Shell	BD33722	1	Setscrew, securing Check Arm to Door Hinges	UFS425/5H	4
Door Skin Panel, RH	BD21319	1	Washer, Shakeproof, on Setscrews	C724	4
Drain Tray Assembly, for RH Door	BD29079	1	15. RH Rear Wing Assembly	BD35511	1
Sealing Strip, for Drain Tray	BD16792	1	16. LH Rear Wing Assembly	BD35512	1
Pop Rivet, securing Drain Tray to Door	BD11712/2	4	17. Petrol Filler Box Assembly		
Drain Tube (Rubber) for Drain Tray	BD21180	1	Chassis Nos. 1R.1001 to 1R.1392 - RHD, 1R.7001 to 1R.11051 - LHD	BD15933	1
Clip, securing Drain Tube	BD25213	1	Chassis Nos. 1R.1393 - RHD, 1R.11052 - LHD	BD37605	1
Door Skin Panel, LH	BD21320	1	18. Lid Assembly, for Petrol Filler Box	BD15934	1
11. LH Front Door Shell	BD33723	1	19. Hinge Assembly, for Petrol Filler Lid	BD15932	1
Drain Tray Assembly, for LH Door	BD29080	1	Setscrew, securing Hinge to Lid and Body	BD8291/1	4
Sealing Strip, for Drain Tray	BD16792	1	Washer, Shakeproof, on Setscrews	C724	4
Pop Rivet, securing Drain Tray to Door	BD11712/2	4	Washer, Plain, under Shakeproof Washers	FW104/T	4
Drain Tube (Rubber) for Drain Tray	BD21180	1	20. Spring, for Petrol Filler Lid	BD15930	1
			21. RH Top Quarter Panel Assembly	BD18872	1
			22. LH Top Quarter Panel Assembly	BD18873	1

UNDERFRAME & REAR END PANELS: OTS

1. Body Underframe Assembly	BD35767	1
2. Dash Assembly	BD35768	1
Dash Bulkhead Assembly	BD35774	1
Dash Centre Panel Assembly	BD15197	1
Panel Assembly, at RH side of Clutch Housing	BD15139	1
Panel Assembly, at LH side of Clutch Housing	BD15140	1
Pedal Mounting Panel Assembly, RH	BD32739	1
Pedal Mounting Panel Assembly, LH	BD32438	1
Side Panel Assembly, between RH Pedal Mounting Panel and Sill	BD15153	1
Side Panel Assembly, between LH Pedal Mounting Panel and Sill	BD15154	1
Hinge Pillar Assembly, RH	BD18258	1
Hinge Pillar Assembly, LH	BD18257	1
Diaphragm Assembly, Upper, for RH Hinge Pillar	BD18261	1
Diaphragm Assembly, Upper, for LH Hinge Pillar	BD18260	1
Extension Assembly, at top of RH Hinge Pillar	BD19067	1
Extension Assembly, at top of LH Hinge Pillar	BD19068	1
3. Reinforcement Panel, for RH Dash side	BD14918	1
4. Reinforcement Panel, for LH Dash side	BD14919	1
Reinforcement Assembly, at top of RH Hinge Pillar	BD15216	1
Reinforcement Assembly, at top of LH Hinge Pillar	BD15215	1
5. Closing Panel Assembly, RH Dash Front, lower	BD28248	1
6. Closing Panel Assembly, LH Dash Front, lower	BD28249	1
Dash Bulkhead Assembly	BD35774	1
Reinforcement Assembly, for RH upper outer attachment point of Front Frame	BD18248	1
Reinforcement Assembly, for LH upper outer attachment point of Front Frame	BD18247	1
7. Floor Assembly, complete with Foot Wells	BD27374	1
Full Floor Assembly RH	BD27374/ERH	1
Full Floor Assembly LH	BD27374/ELH	1
Front Floor Assembly RH	SNG012RH	1
Front Floor Assembly LH	SNG012LH	1
Foot Well only	BD15131/2	2
Reinforcement Assembly, for lower outer attachment points of Front Frame	BD15158	2
Reinforcement Assembly, for RH lower inner attachment point of Front Frame	BD15159	1
Reinforcement Assembly, for LH lower inner attachment point of Front Frame	BD15160	1
Bracket Assembly, for Exhaust Silencer Mounting	BD19238	4
Rear End Assembly	BD32546	1
8. Tunnel Assembly	BD28567	1
9. RH Shut Pillar Assembly	BD32256	1
10. LH Shut Pillar Assembly	BD32257	1
11. Support Panel, for RH Rear Quarter	BD18839	1
12. Support Panel, for LH Rear Quarter	BD18840	1
13. Mounting Panel, RH, for Hoodsticks	BD18831	1
14. Mounting Panel, LH, for Hoodsticks	BD18832	1
15. Wheel Arch Panel Assembly, RH Forward	BD15232	1
16. Wheel Arch Panel Assembly, LH Forward	BD15233	1
17. Wheel Arch Panel Assembly, RH Rear	BD15225	1
18. Wheel Arch Panel Assembly, LH Rear	BD15226	1
19. Bracket Assembly, on RH Rear Wheel Arch, mounting Petrol Pump	BD27181	1
20. Valance Assembly, behind RH Wheel Arch	BD15230	1
21. Valance Assembly, behind LH Wheel Arch	BD15231	1
22. Floor Panel Assembly, Rear	BD22809	1
23. Panel Assembly, for Rear Floor Cross Member	BD20162	1

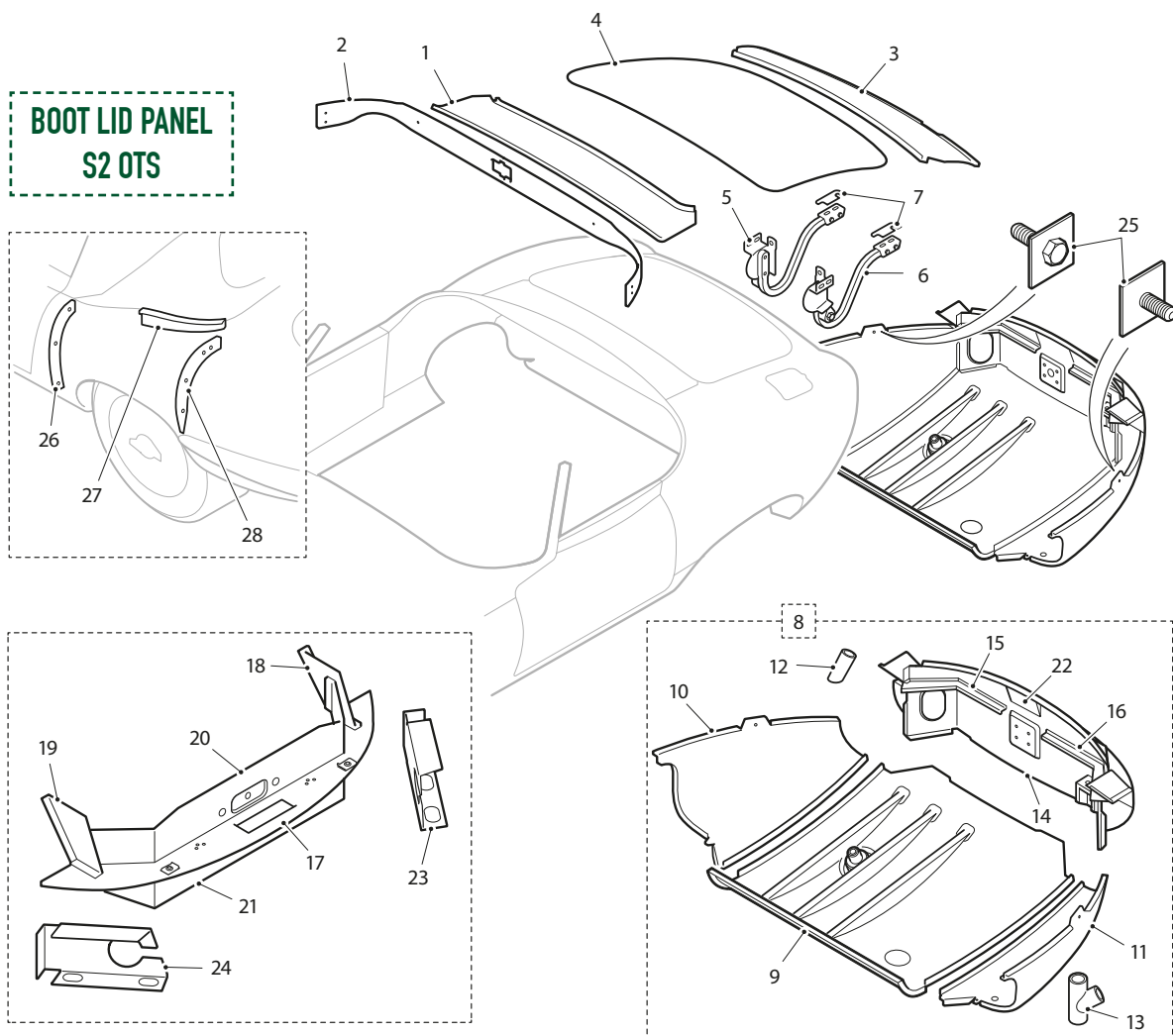
UNDERFRAME & REAR END PANELS: OTS

24. Stiffening Bracket, at RH side of Rear Cross Member	BD22816	1
25. Stiffening Bracket, at LH side of Rear Cross Member	BD22817	1
Bracket Assembly, RH, for mounting of Rear Suspension Cross Member	BD19077	1
26. Bracket Assembly, LH, for mounting of Rear Suspension Cross Member	BD19078	1
27. Top Panel Assembly, above Rear Floor	BD28148	1
28. Rear Bulkhead Panel Assembly	BD19681	1
29. Panel Assembly, for front of Spare Wheel Compartment	BD27834	1
Reinforcement Angle, between Spare Wheel Compartment Panel and Top Panel	BD15238	1
30. Shield, for Interior Light	BD18963	1
31. Panel Assembly, reinforcing Tonneau	BD16212	1
32. Bracket Assembly, mounting RH Hinge for Boot Lid	BD18949	1
33. Bracket Assembly, mounting LH Hinge for Boot Lid	BD18950	1
Extension, between RH Hinge Bracket and Rear Bulkhead Panel	BD20504	1
Extension, between LH Hinge Bracket and Rear Bulkhead Panel	BD20505	1
Extension, on RH Shut Pillar, for Door Seal Retainer	BD19221	1
Extension, on LH Shut Pillar, for Door Seal Retainer	BD19222	1
Bracket Assembly, for mounting of Rear Suspension Bump Stops	BD19132	2
34. Panel Assembly, at RH side of Gearbox	BD28056	1
35. Panel Assembly, at LH side of Gearbox	BD28057	1
36. Reinforcement Panel, for RH Shut Pillar	BD15198	1
37. Closing Panel, for RH Shut Pillar	BD15994	1
38. Reinforcement Panel, for LH Shut Pillar	BD15199	1
39. Closing Panel, for LH Shut Pillar	BD15995	1
Support Panel, for Shut Pillars	BD17456	2
40. Reinforcement Panel, Lower Rear, for Propeller Shaft Tunnel	BD18368	1
41. Reinforcement Panel, at rear of RH Sill	BD15982	1
42. Reinforcement Panel, at rear of LH Sill	BD15983	1
43. Reinforcement Panel, at front of Sills	BD16488	2
44. Closing Panel, for front of RH Sill	BD28252	1
45. Closing Panel, for front of LH Sill	BD28253	1
46. Inner Sill RH	BD27374/ARH	1
47. Inner Sill LH	BD27374/ALH	1



BOOT LID PANEL: OTS

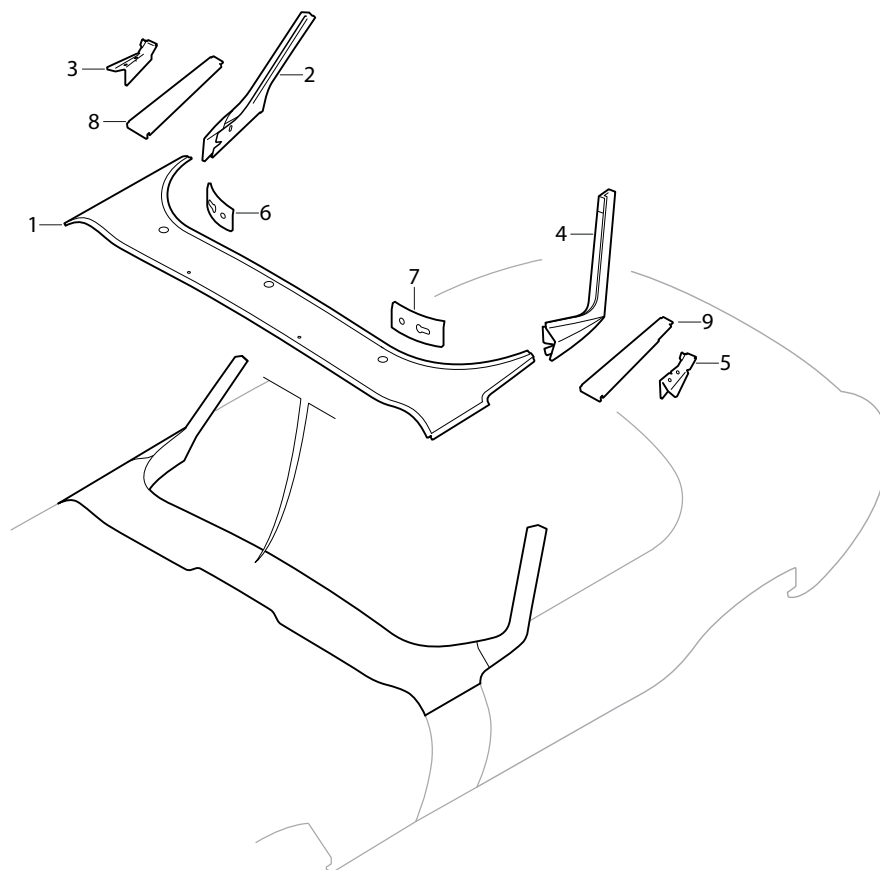
1. Tonneau Top Panel	BD15189	1
2. Tonneau Support Panel Assembly	BD18801	1
3. Tonneau Rear Panel Assembly	BD35502	1
4. Boot Lid Shell Assembly	BD28911	1
5. RH Hinge Assembly, for Boot Lid	BD20622	1
Leaf Spring, on Hinge	BD19204	5
Setscrew, securing Springs to Bracket	UFS119/4R	1
Nut, on Setscrew	UFN119/L	1
Washer, Shakeproof, under Nut	C723/A	1
Washer, Shakeproof, on Setscrew	FW102/T	2
Anchor Pin, for Springs	BD20628	1
Distance Tube, on Anchor Pin	BD19202	1
Distance Collar, below Tube	BD19203	1



BOOT LID PANEL: OTS

6. LH Hinge Assembly, for Boot Lid	BD20623	1
Leaf Spring, on Hinge	BD19204	5
Setscrew, securing Springs to Bracket	UFS119/4R	1
Nut, on Setscrew	UFN119/L	1
Washer, Shakeproof, under Nut	C723/A	1
Washer, Shakeproof, on Setscrew	FW102/T	2
Anchor Pin, for Springs	BD20628	1
Distance Tube, on Anchor Pin	BD19202	1
Distance Collar, below Tube	BD19203	1
Setscrew, securing Hinges to Boot Lid	BD8291/2	4
Washer, Shakeproof, on Setscrews	C724	4
Washer, Plain, under Shakeproof Washers	FW104/T	4
Setscrew (3" long), securing Hinges to Body	BD13565/2	4
Washer, Shakeproof, on Setscrews	C725	4
Washer, Plain, under Shakeproof Washers	FW105/T	4
7. Shim, for Hinges		
.036"	BD6265/1	A/R
.064"	BD6265/2	A/R
Nut, securing Hinges to Body	UFN125/L	4
Washer, Shakeproof, under Nuts	C724	4
Washer, Plain, under Shakeproof Washers	FW104/T	4
8. Panel Assembly, Lower Rear	BD35604	1
9. Lower Centre Panel Assembly	BD36105	1
10. Lower Outer Panel, RH	BD35595/2	1
11. Lower Outer Panel, LH	BD35595/3	1
12. Drain Pipe, in RH Lower Outer Panel	BD21110	1
13. Drain Pipe Assembly, in LH Lower Outer Panel	BD21114	1
14. Panel Assembly, mounting Rear Number Plate	BD36107	1
15. Support, RH, for Floor Assembly covering Spare Tire	BD15244/1	1
16. Support, LH, for Floor Assembly covering Petrol Tank	BD15245	1
17. Closing Panel, Rear	BD35562	1
18. Corner Plate, Rear RH	BD35573	1
19. Corner Plate, Rear LH	BD35574	1
20. Stiffener, at top of Number Plate Panel	BD35790	1
21. Mounting Plate Assembly, for Lock Mounting Bracket	BD35592	1
22. Bracket Assembly, for mounting Boot Lid Lock	BD16201	1
23. Bracket, mounting RH Tail/Flasher Lamp	BD35620	1
24. Bracket, mounting LH Tail/Flasher Lamp	BD35621	1
25. Bracket Assembly, for attachment of Rear Bumpers	BD28612	2
Pop Rivet, securing Bumper Bracket to Body	BD1814/6	4
Sealing Plate, at front of RH Rear Wheel Arch	BD25200	1
26. Sealing Plate, at front of LH Rear Wheel Arch	BD25201	1
Sealing Plate, at rear of RH Rear Wheel Arch	BD25198	1
27. Sealing Plate, at rear of LH Rear Wheel Arch	BD25199	1
Sealing Plate, Upper, for RH Rear Wheel Arch	BD25363	1
28. Sealing Plate, Upper, for LH Rear Wheel Arch	BD25364	1
Pop Rivet, securing Sealing Plates	BD11712/1	22

SCUTTLE PANEL & WINDSCREEN PILLARS: OTS

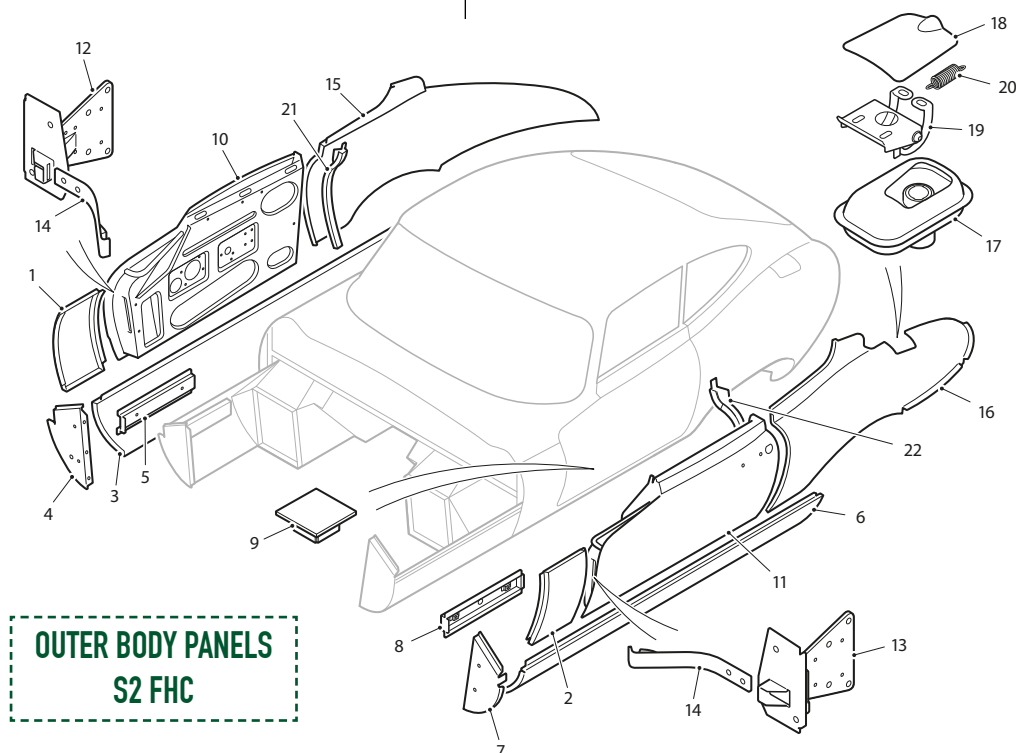


SCUTTLE PANEL & WINDSCREEN PILLARS - S2 OTS

1. Scuttle Top Panel Assembly	BD20957	1
2. RH Windscreen Pillar Assembly	BD16547	1
Bracket, for RH outer fixing of Screen Rail Facia	BD21182	1
Bracket, fixing RH Facia Panel to Dash Side	BD19242	1
3. Filler Panel, between RH Windscreen Pillar and Scuttle Top Panel	BD15217	1
4. LH Windscreen Pillar Assembly	BD16548	1
Bracket, for LH outer fixing of Screen Rail Facia	BD21183	1
Bracket, fixing LH Facia Panel to Dash Side	BD19241	1
5. Filler Panel, between LH Windscreen Pillar and Scuttle Top Panel	BD15218	1
6. RH Corner Panel, Dash to Scuttle Top Panel	BD17069	1
7. LH Corner Panel, Dash to Scuttle Top Panel	BD17070	1
8. Closing Panel, under RH Windscreen Pillar	BD15467	1
9. Closing Panel, under LH Windscreen Pillar	BD15468	1

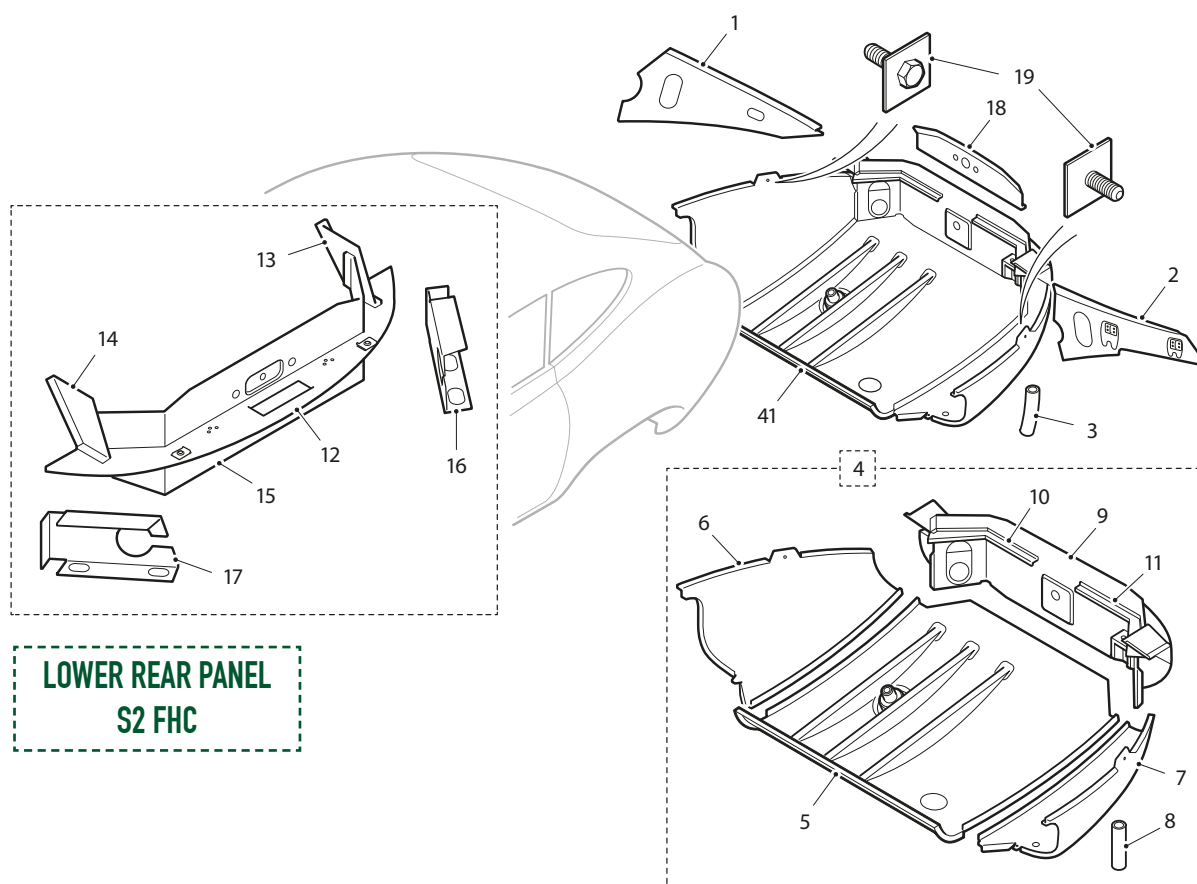
OUTER BODY PANELS: FHC

1. Exterior Panel Assembly, for RH side of Dash	BD15180	1	Screw, Self-Tapping. securing Hinges to Doors	DAZ412/12C	4
2. Exterior Panel Assembly, for LH side of Dash	BD15181	1	Setscrew, securing Hinges to Body	BD13565/3	8
3. RH Sill Outer Panel	BD15133	1	Washer, Spring, on Setscrews	FG105/X	8
4. End Plate, at front of RH Sill	BD15184	1	14. Check Arm Assembly, for Doors	BD22662	2
5. Bracket Assembly, at side of RH Sill, for Air Cleaner	BD15187	1	Brass Cam, for Check Arm	BD22661	2
6. LH Sill Outer Panel	BD15134	1	Setscrew, securing Cam to Check Arms	UCS519/4H	4
7. End Plate Assembly, at front of LH Sill	BD15185	1	Setscrew, securing Check Arm to Door Hinges	UFS425/5H	4
8. Bracket Assembly, at side of LH Sill, for mounting Battery Tray	BD15186	1	Washer, Shakeproof. on Setscrews	C724	4
9. Bracket Assembly, under Sills, for Jack Location	BD19586	2	15. RH Rear Wing Assembly	BD36100	1
10. RH Front Door Shell	BD33728	1	Outer Wheel Arch Repair Section	MRE026RH	1
11. LH Front Door Shell	BD33729	1	16. LH Rear Wing Assembly	BD36101	1
Door Skin Panel, RH	BD19741	1	Outer Wheel Arch Repair Section	MRE026LH	1
Door Skin Panel, LH	BD19742	1	17. Petrol Filler Box Assembly		
Drain Tray Assembly, for RH Door	BD29079	1	Chassis Nos. 1R.20001 to 1R.20485 - RHD, 1R.25001 to 1R.27050 - LHD	BD19339	1
Drain Tray Assembly, for LH Door	BD29080	1	Chassis Nos. 1R.20486 - RHD, 1R.27051 - LHD	BD37581	1
Sealing Strip, for Drain Tray	BD16792	2	18. Lid Assembly, for Petrol Filler Box	BD22242	1
Pop Rivet, securing Drain Tray to Door	BD11712/2	8	19. Hinge Assembly, for Petrol Filler Lid	BD19552	1
Drain Tube (Rubber) for Drain Tray	BD21180	2	Setscrew, securing Hinge to Lid and Body	BD8291/1	4
Clip, securing Drain Tube	BD25213	2	Washer, Shakeproof. on Setscrews	C724	4
12. Hinge Assembly, for RH Door	BD15495	1	Washer, Plain. under Shakeproof Washers	FW104/T	4
13. Hinge Assembly, for LH Door	BD15496	1	20. Spring, for Petrol Filler Lid	BD15930	1
Setscrew, securing Hinges to Doors	BD17034/5	8	21. Seal Retainer, on RH Shut Pillar	BD15191/3	1
			22. Seal Retainer, on LH Shut Pillar	BD15192/3	1



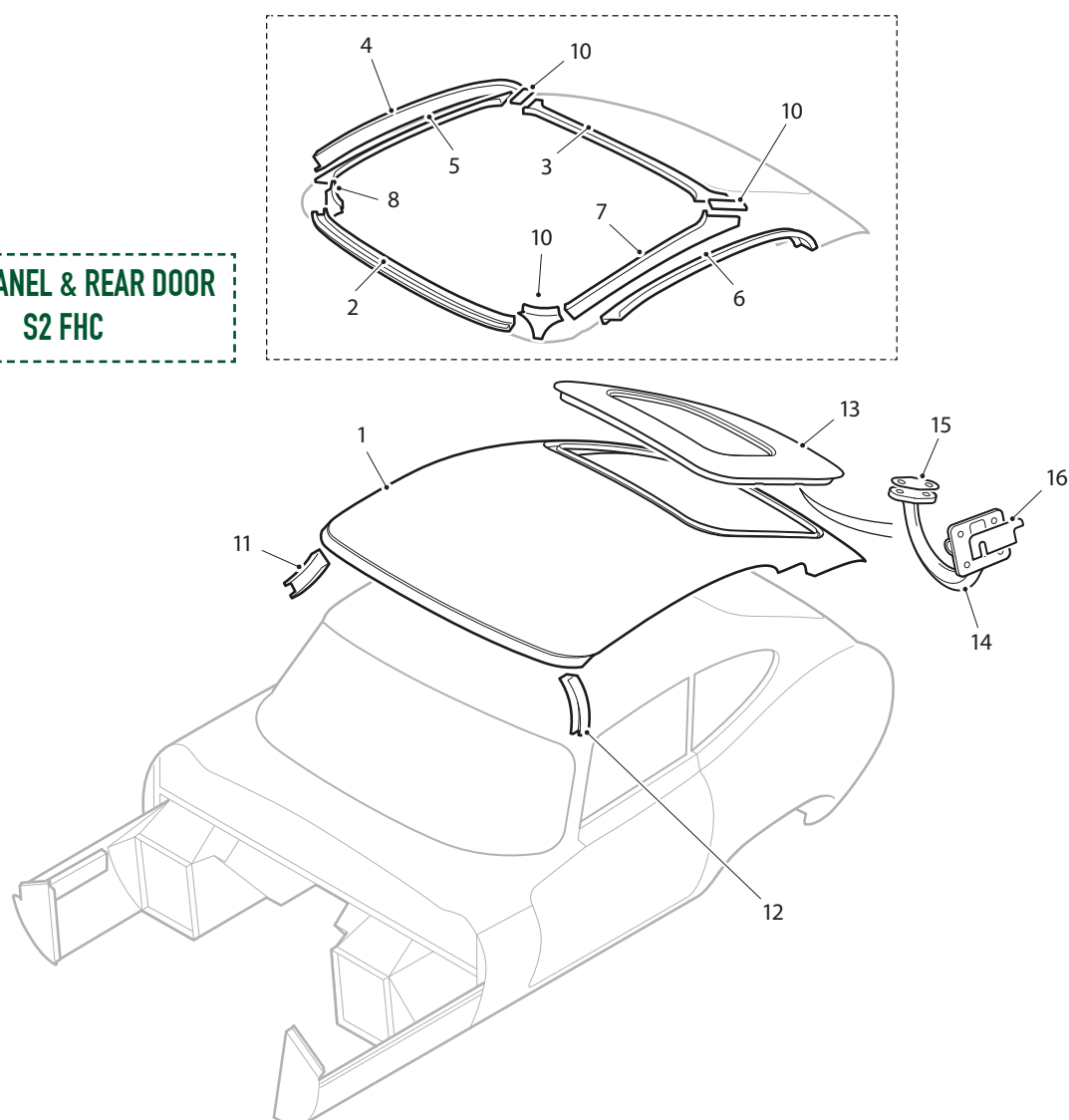
LOWER REAR PANEL: FHC

1. Support Panel Assembly, at RH side of Back Door Aperture	BD19626	1
2. Support Panel Assembly, at LH side of Back Door Aperture	BD19627	1
3. Drain Tube, at bottom of Back Door Aperture	BD19635/1	1
4. Panel Assembly, Lower Rear	BD35602	1
5. Lower Centre Panel Assembly	MRE037	1
6. Lower Outer Panel, RH	BD35595/2	1
7. Lower Outer Panel, LH	BD35595/3	1
8. Drain Pipe Assembly, in LH Lower Outer Panel for Petrol Overflow	BD19032	1
9. Panel Assembly, mounting Rear Number Plate	BD36106	1
10. Support, RH, for Floor Assembly covering Spare Tire	BD15244/1	1
11. Support, LH, for Floor Assembly covering Petrol Tank	BD15245	1
12. Closing Panel, Rear	BD35562	1
13. Corner Plate, Rear RH	BD35573	1
14. Corner Plate, Rear LH	BD35574	1
15. Mounting Plate Assembly	BD35592	1
16. Bracket, mounting RH Tail/Flasher Lamp	BD35620	1
17. Bracket, mounting LH Tail/Flasher Lamp	BD35621	1
18. Extension Panel Assembly, at top of Rear Number Plate Panel	BD32491	1
19. Bracket Assembly, for attachment of Rear Bumpers	BD28612	2
Pop Rivet, securing Bumper Bracket to Body	BD1814/6	4



ROOF PANEL & REAR DOOR: FHC

ROOF PANEL & REAR DOOR S2 FHC

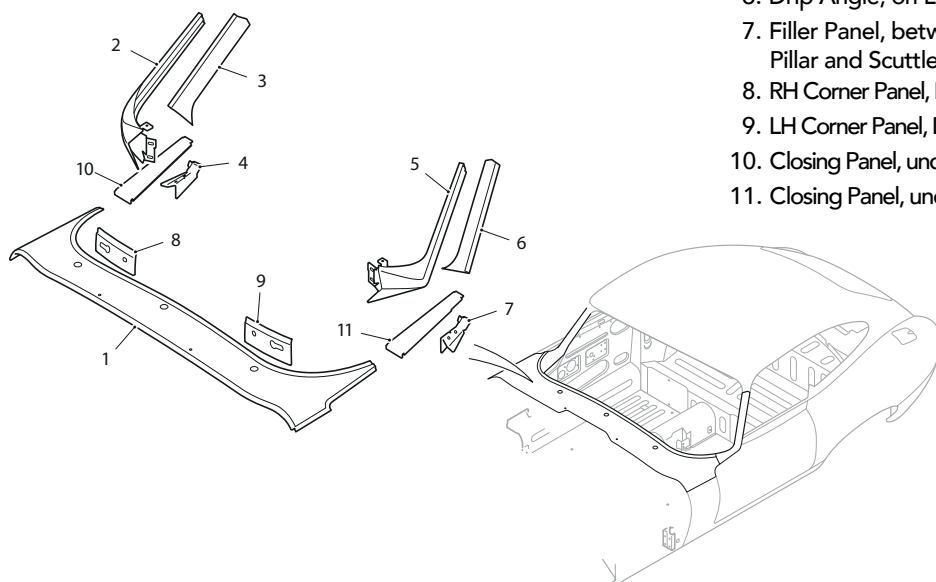


1. Roof Panel Assembly	BD36709	1	12. Reinforcement Channel, at top of LH Windscreen Pillar Extension, for RH Shut Pillar	BD20202	1
2. Windscreen Header Panel Assembly	BD32927	1	Extension, for LH Shut Pillar	BD1932212	1
3. Reinforcement Rail Assembly, at rear of Roof	BD20119	1	13. Back Door Shell Assembly	BD19544	1
4. RH Cantrail Panel Assembly, Outer	BD20115	1	14. Hinge Assembly, for Back Door	BD20261	2
5. LH Cantrail Panel Assembly, Outer	BD20116	1	Setscrew, securing Hinges to Back Door	BD17034/3	4
6. RH Cantrail, Inner	BD20117	1	Washer, Shakeproof, on Setscrews	BD2906/6	4
7. LH Cantrail, Inner	BD20118	1	15. Shim, between Hinges and Back Door (.036" thick)	BD23163	A/R
8. RH Cantrail Corner, Front	BD20112	1	Setscrew, securing Upper Hinge to Body	UFS125/4R	4
9. LH Cantrail Corner, Front	BD20113	1	Setscrew, securing Lower Hinge to Body	UFS125/5R	4
10. Joint Plate, from Cantrail to Reinforcement Rail	BD23171/1	2	Washer, Shakeproof, on Setscrews	C724	8
11. Reinforcement Channel, at top of RH Windscreen Pillar	BD20203	1	16. Shim, between Hinges and Body (.036" thick)	BD23164	A/R

SCUTTLE PANEL & WINDSCREEN PILLARS: FHC

1. Scuttle Top Panel Assembly	BD20957	1
2. RH Windscreen Pillar Assembly	BD23913	1
Bracket, for RH outer fixing of Screen Rail Facia	BD21182	1
Bracket, fixing RH Facia Panel to Dash Side	BD19242	1

3. Drip Angle, on RH Windscreen Pillar	BD21448	1
4. Filler Panel, between RH Windscreen Pillar and Scuttle Top Panel	BD15217	1
5. LH Windscreen Pillar Assembly	BD23914	1
Bracket, for LH outer fixing of Screen Rail Facia	BD21183	1
Bracket, fixing RH Facia Panel to Dash Side	BD19241	1
6. Drip Angle, on LH Windscreen. Pillar	BD21449	1
7. Filler Panel, between LH Windscreen Pillar and Scuttle Top Panel	BD15218	1
8. RH Corner Panel, Dash to Scuttle Top Panel	BD17069	1
9. LH Corner Panel, Dash to Scuttle Top Panel	BD1707	1
10. Closing Panel, under RH Windscreen Pillar	BD15467	1
11. Closing Panel, under LH Windscreen Pillar	BD15468	1



**SCUTTLE PANEL & WINDSCREEN
PILLARS - S2 FHC**

BODY UNDERFRAME: FHC

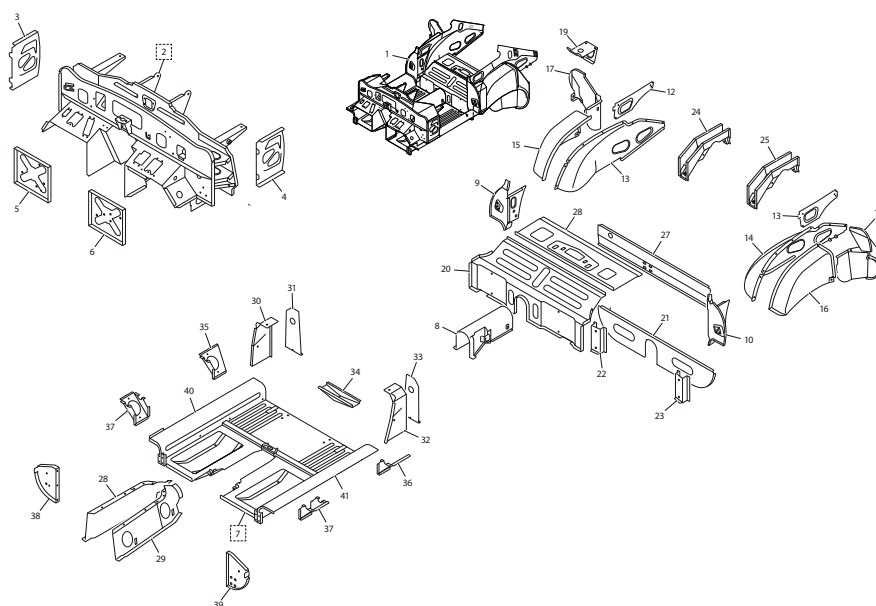
(SEE FIGURE 139 RIGHT)

1. Body Underframe Assembly	BD35773	1
2. Dash Assembly	BD35768	1
Dash Bulkhead Assembly	BD35774	1
Dash Centre Panel Assembly	BD15197	1
Panel Assembly, at RH side of Clutch Housing	BD15139	1
Panel Assembly, at LH side of Clutch Housing	BD15140	1
Pedal Mounting Panel Assembly, RH	BD32739	1
Pedal Mounting Panel Assembly, LH	BD32438	1
Side Panel Assembly, between RH Pedal Mounting Panel and Sill	BD15153	1
Side Panel Assembly, between LH Pedal Mounting Panel and Sill	BD15154	1
Hinge Pillar Assembly, RH	BD18258	1
Hinge Pillar Assembly, LH	BD18257	1
Diaphragm Assembly, Upper, for RH Hinge Pillar	BD18261	1
Diaphragm Assembly, Upper, for LH Hinge Pillar	BD18260	1
Extension Assembly, at top of RH Hinge Pillar	BD19067	1

Extension Assembly, at top of LH Hinge Pillar	BD19068	1
3. Reinforcement Panel, for RH Dash side	BD14918	1
4. Reinforcement Panel, for LH Dash side	BD14919	1
Reinforcement Assembly, at top of RH Hinge Pillar	BD15216	1
Reinforcement Assembly, at top of LH Hinge Pillar	BD15215	1
5. Closing Panel Assembly, RH Dash Front, lower	BD28248	1
6. Closing Panel Assembly, LH Dash Front, lower	BD28249	1
Dash Bulkhead Assembly	BD35774	1
Reinforcement Assembly, for RH upper outer attachment point of Front Frame	BD18248	1
Reinforcement Assembly, for LH upper outer attachment point of Front Frame	BD18247	1
6. Closing Panel Assembly, LH Dash Front, lower	BD28249	1
Dash Bulkhead Assembly	BD35774	1
Reinforcement Assembly, for RH upper outer attachment point of Front Frame	BD18248	1
Reinforcement Assembly, for LH upper outer attachment point of Front Frame	BD18247	1

BODY UNDERFRAME: FHC

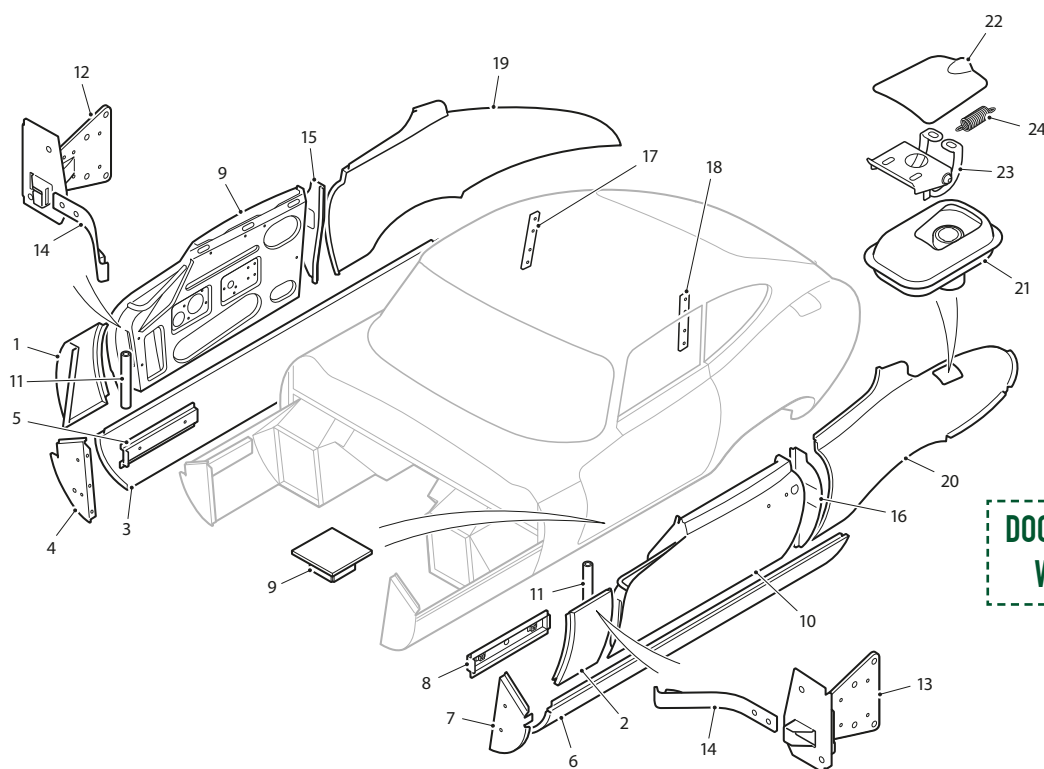
7. Floor Assembly, complete with Foot Wells	BD27374	1	23. Stiffening Bracket. at LH side of		
Full Floor Assembly RH	BD27374/ERH	1	Rear Cross Member	BD22817	1
Full Floor Assembly LH	BD27374/ELH	1	24. Bracket Assembly, RH, for mounting		
Front Floor Assembly RH	SNG012RH	1	of Rear Suspension Cross Member	BD19077	1
Front Floor Assembly LH	SNG012LH	1	25. Bracket Assembly, LH, for mounting		
Foot Well only	BD15131/2	2	of Rear Suspension Cross Member	BD19078	1
Reinforcement Assembly, for lower			26. Top Panel Assembly. above Rear Floor	BD28148	1
outer attachment points of Front Frame	BD15158	2	27. Panel Assembly, for front of		
Reinforcement Assembly, for RH lower			Spare Wheel Compartment	BD27834	1
inner attachment point of Front Frame	BD15159	1	Reinforcement Angle, between Spare		
Reinforcement Assembly, for LH lower			Wheel Compartment Panel and Top Panel	BD15238	1
inner attachment point of Front Frame	BD15160	1	Support Panel Assembly, for RH Rear		
Bracket Assembly,			Quarter including Safety Harness Anchor Point	BD31699	1
for Exhaust Silencer Mounting	BD19238	4	Support Panel Assembly, for LH Rear		
Rear End Assembly	BD32496	1	Quarter including Safety Harness Anchor Point	BD31700	1
8. Tunnel Assembly	BD28567	1	Top Panel Assembly, above Rear Floor	BD27654	1
9. RH Shut Pillar Assembly	BD32258	1	Bracket Assembly, for mounting of Rear		
10. LH Shut Pillar Assembly	BD32259	1	Suspension Bump Stops	BD19132	2
11. Support Panel, for RH Rear Quarter	BD19322/3	1	28. Panel Assembly, at RH side of Gearbox	BD28056	1
12. Support Panel, for LH Rear Quarter	BD19323/3	1	29. Panel Assembly, at LH side of Gearbox	BD28057	1
13. Wheel Arch Panel Assembly,			30. Reinforcement Panel. for RH Shut Pillar	BD15198	1
RH Inner Forward	BD20544	1	31. Closing Panel, for RH Shut Pillar	BD15997	1
14. Wheel Arch Panel Assembly,			32. Reinforcement Panel, for LH Shut Pillar	BD15199	1
LH Inner Forward	BD20545	1	33. Closing Panel, for LH Shut Pillar	BD15998	1
15. Wheel Arch Panel Assembly,			Support Panel, for Shut Pillars	BD17456	2
RH Outer Forward	BD19628	1	34. Reinforcement Panel, Lower Rear,		
16. Wheel Arch Panel Assembly,			for Propeller Shaft Tunnel	BD18368	1
LH Outer Forward	BD19629	1	35. Reinforcement Panel, at rear of RH Sill	BD15982	1
17. Wheel Arch Panel Assembly. RH Rear	BD19545	1	36. Reinforcement Panel, at rear of LH Sill	BD15983	1
18. Wheel Arch Panel Assembly. LH Rear	BD19546	1	37. Reinforcement Panel, at front of Sills	BD16488	2
19. Bracket Assembly. on RH Rear Wheel			38. Closing Panel, for front of RH Sill	BD28252	1
Arch, mounting Petrol Pump	BD27181	1	39. Closing Panel, for front of LH Sill	BD28253	1
20. Floor Panel Assembly. Rear	BD22809	1	40. Inner Sill RH	BD27374/ARH	1
21. Panel Assembly, for Rear Floor Cross Member	BD20162	1	41. Inner Sill LH	BD27374/ALH	1
22. Stiffening Bracket. at RH side of					
Rear Cross Member	BD22816	1			



BODY UNDERFRAME
S2 FHC

DOORS, SILLS & REAR WINGS: 2+2

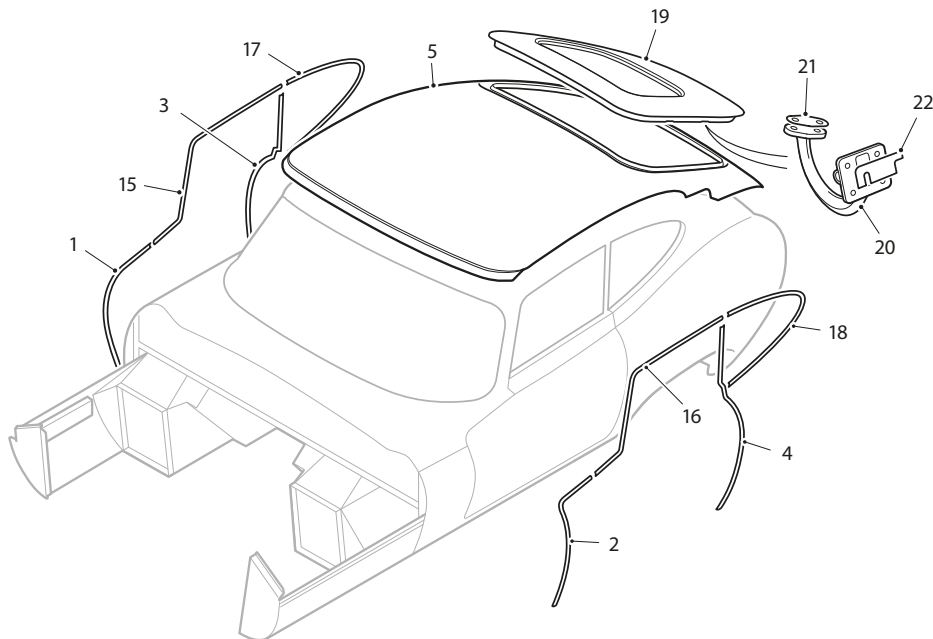
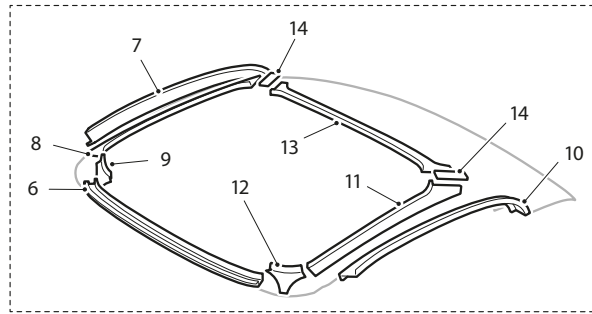
1. Exterior Panel Assembly, for RH Dash Side	BD28003	1	14. Check Arm Assembly, for Doors	BD27794	2
2. Exterior Panel Assembly, for LH Dash Side	BD28004	1	Brass Cam, for Check Arm	BD22661	2
3. Outer Sill Panel, RH	BD27639	1	Setscrew, securing Cam to Check Arms	UCS519/4H	4
4. End Plate, at front of RH Sill	BD15184	1	Setscrew, securing Check Arm to Door Hinges	UFS425/5H	4
5. Bracket Assembly, at front of RH Sill, mounting Air Cleaner	BD15187	1	Washer, Shakeproof, on Setscrews	C724	4
6. Outer Sill Panel, LH	BD2764	1	15. Face Panel, for R.H. Shut Pillar	BD27712	1
7. End Plate, at front of LH Sill	BD15185	1	Attachment Bracket, between Face Panel and Reinforcement Panel	BD27750	1
8. Bracket Assembly, at front of LH Sill, mounting Battery Tray	BD15186	1	16. Face Panel, for LH Shut Pillar	BD27713	1
9. RH Door Shell Assembly	BD33734	1	Attachment bracket, between Face Panel and Reinforcement Panel	BD27751	1
10. LH Door Shell Assembly	BD33735	1	17. Standing Pillar Assembly, for RH Quarter Light	BD27731	1
Door Skin Panel, RH	BD32392	1	18. Standing Pillar Assembly, for LH Quarter Light	BD27732	1
Door Skin Panel, LH	BD32393	1	19. RH Rear Wing Assembly	BD35519	1
11. Drain Tube (Rubber) for Doors	NLA	2	20. LH Rear Wing Assembly	BD35520	1
12. Hinge Assembly, for RH Door	BD27680	1	21. Petrol Filler Box Assembly	BD19339	1
13. Hinge Assembly, for LH Door	BD27681	1	Petrol Filler Box Assembly (EX/EM)	BD37581	1
Setscrew, securing Hinges to Doors	BD17034/5	8	22. Lid Assembly, for Petrol Filler Box	BD22242	1
Screw, Self-Tapping, securing Hinges	BD30161/3	4	23. Hinge Assembly, for Petrol Filler Lid	BD15552	1
Setscrew, securing Hinges to Body	BD13565/5	8	Setscrew, securing Hinge to Lid and Body	BD8291/1	4
Washer, Spring, on Setscrews	FG105/X	8	Washer, Shakeproof, on Setscrews	C724	4
			Washer, Plain, under Shakeproof Washers	FW104/T	4
			24. Spring, for Petrol Filler Lid	BD15930	1



**DOORS, SILLS & REAR
WINGS - S2 2+2**

SEAL RETAINERS, ROOF AND REAR DOOR: 2+2

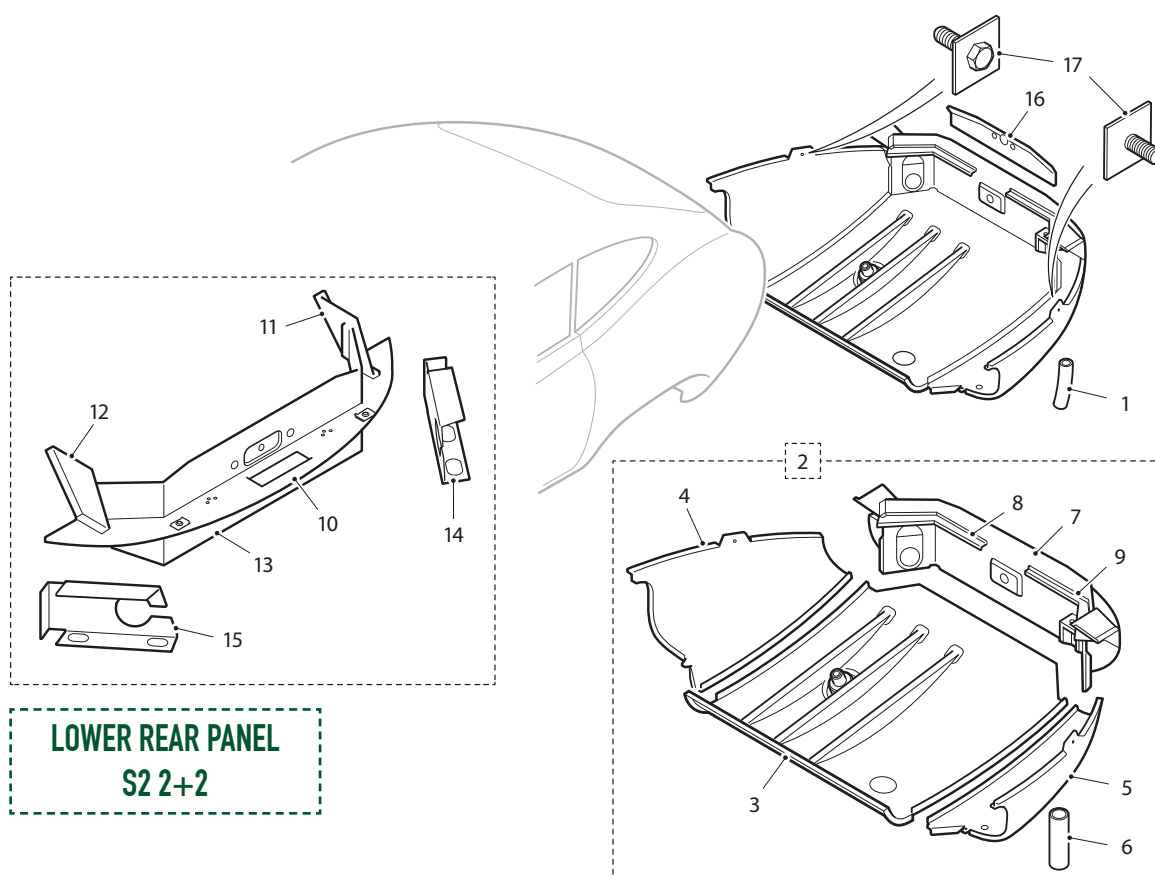
SEAL RETAINERS, ROOF & REAR DOOR - S2 2+2



1. Retainer, at RH Dash Side, for Door Seal	BD29158	1	14. Joint Plate, from Cantrail to Reinforcement Rail	BD23171/1	2
Pop Rivet, securing Retainer	BD1814/2	6	15. Retainer, on RH Cantrail and Windscreen Pillar, for Door Seal	BD28237	1
2. Retainer, at LH Dash Side, for Door Seal	BD29159	1	16. Retainer, on LH Cantrail and Windscreen Pillar, for Door Seal	BD28238	1
Pop Rivet, securing Retainer	BD1814/2	6	Pop Rivet, securing Retainers	BD1814/2	18
3. Retainer, on RH Shut Pillar, for Door Seal	BD27770	1	17. Seal Retainer, for RH Quarter Light	BD28235	1
Pop Rivet, securing Retainer	BD1814/2	8	18. Seal Retainer, for LH Quarter Light	BD28236	1
4. Retainer, on LH Shut Pillar, for Door Seal	BD27771	1	Pop Rivet, securing Seal Retainers	BD1814/2	20
Pop Rivet, securing Retainer	BD1814/2	8	19. Back Door Shell Assembly	BD19544	1
5. Roof Panel Assembly	BD36081	1	20. Hinge Assembly, for Back Door	BD20261	2
6. Windscreen Header Panel Assembly	BD32928	1	Setscrew, securing Hinges to Back Door	BD17034/3	4
7. RH Cantrail Panel Assembly, Outer	BD29013	1	Washer, Shakeproof. on Setscrews	BD2906/6	4
8. RH Cantrail, Inner	BD27489	1	21. Shim, between Hinges and Back Door (.036" thick)	BD23163	A/R
9. LH Cantrail Panel Assembly, Outer	BD27491	1	Setscrew, securing Upper Hinge to Body	UFS125/4R	4
10. LH Cantrail, Inner	BD29014	1	Setscrew, securing Lower Hinge to Body	UFS125/5R	4
11. RH Cantrail Corner, Front	BD27490	1	Washer, Shakeproof. on Setscrews	C724	8
12. LH Cantrail Corner, Front	BD27492	1	22. Shim, between Hinges and Body (.036" thick)	BD23164	A/R
13. Reinforcement Rail, at rear of roof Reinforcement Rail	BD27493	2			

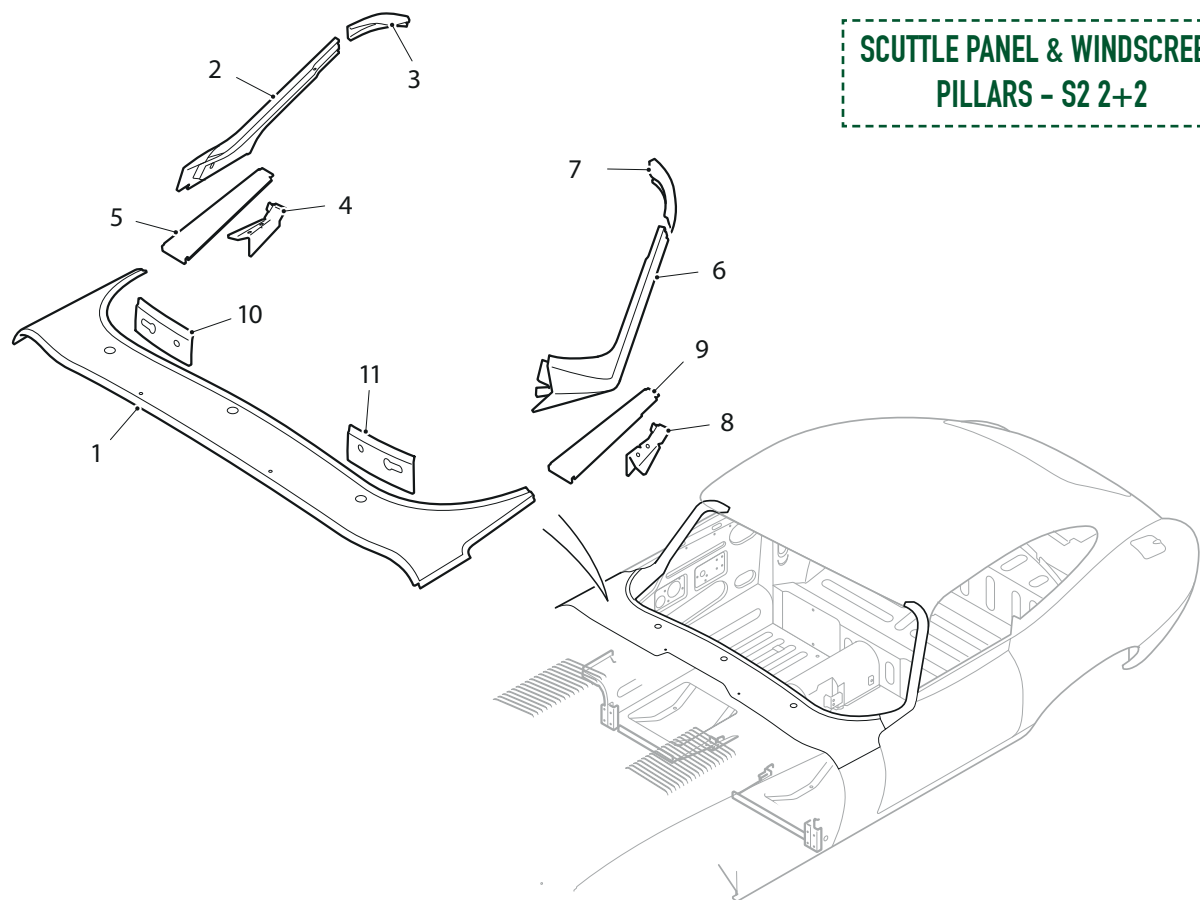
LOWER REAR PANEL: 2+2

1. Drain Tube, in Back Door Drain Channel	BD19635/1	1
2. Panel Assembly, Lower Rear	BD35602	1
3. Lower Centre Panel Assembly	BD36105	1
4. Lower Outer Panel, RH	BD35595/2	1
5. Lower Outer Panel, LH	BD35595/3	1
6. Drain Pipe Assembly, in LH Lower Outer Panel for Petrol Overflow	BD19032	1
7. Panel Assembly, mounting Rear Number Plate	BD36106	1
8. Support, RH, for Floor Assembly covering Spare Tire	BD15244/1	1
9. Support, LH, for Floor Assembly covering Petrol Tank	BD15245	1
10. Closing Panel, Rear	BD35562	1
11. Corner Plate, Rear RH	BD35573	1
12. Corner Plate, Rear LH	BD35574	1
13. Mounting Plate Assembly	BD35592	1
14. Bracket, mounting RH Tail/Flasher Lamp	BD35620	1
15. Bracket, mounting LH Tail/Flasher Lamp	BD35621	1
16. Extension Assembly, at top of Rear Number Plate Panel	BD28160	1
17. Bracket Assembly, for attachment of Rear Bumpers	BD28612	2
Pop Rivet, securing Bumper Bracket to Body	BD1814/6	4



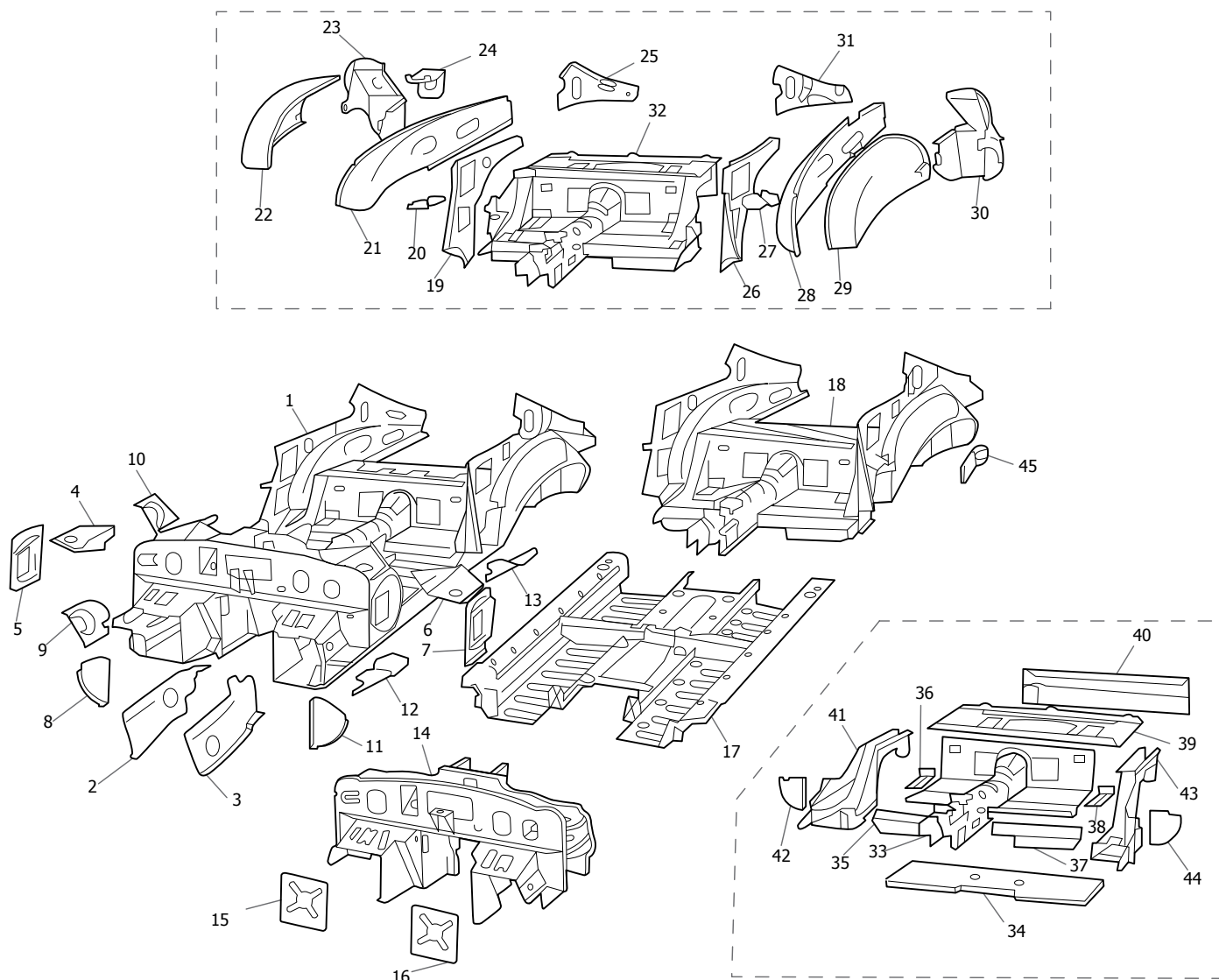
LOWER REAR PANEL
S2 2+2

SCUTTLE PANEL & WINDSCREEN PILLARS: 2+2



1. Scuttle Top Panel	BD35811	1	8. LH Windscreen Pillar Assembly	BD35568	1
2. RH Windscreen Pillar Assembly	BD35567	1	Bracket, for LH outer fixing of Screen Rail Facia	BD21183	1
3. Bracket, for RH outer fixing of Screen Rail Facia	BD21182	1	Bracket, fixing LH Facia Panel to Dash Side	BD19241	1
4. Bracket, fixing RH Facia Panel to Dash Side	BD19242	1	9. Reinforcement Channel, at top of LH Windscreen Pillar	BD28103	1
5. Reinforcement Channel, at top of RH Windscreen Pillar	B028102	1	10. Drain Tray Assembly, at bottom of LH Windscreen Pillar	BD30439	1
6. Drain Tray Assembly, at bottom of RH Windscreen Pillar	BD30438	1	11. Closing Panel, under LH Windscreen Pillar	BD27677	1
7. Closing Panel, under RH Windscreen Pillar	BD27676	1	12. RH Corner Panel, Dash to Scuttle Top Panel	BD35597	1
			13. LH Corner Panel, Dash to Scuttle Top Panel	BD35598	1

BODY UNDERFRAME: 2+2



BODY UNDERFRAME - S2 2+2

1. Body Underframe Assembly					
For Standard Transmission	BD35761	1	7. Reinforcement Panel, LH Dash Side	BD27697	1
For Automatic Transmission	BD35755	1	8. Closing Panel, front of RH Sill	BD27560	1
2. Panel Assembly, at RH side of Gearbox	BD27655	1	9. Reinforcement Panel, front of RH Sill	BD16488	1
3. Panel Assembly, at LH side of Gearbox	BD27656	1	10. Reinforcement Panel, rear of RH Sill	BD27754	1
Automatic Transmission			11. Closing Panel, front of LH Sill	BD27561	1
Cover Panel Assembly	BD27510	1	12. Reinforcement Panel, front of LH Sill	BD16488	1
4. Reinforcement Assembly, at top of RH Hinge Pillar	BD35619	1	13. Reinforcement Panel, rear of LH Sill	BD27755	1
5. Reinforcement Panel, for RH Dash Side	BD27696	1	Dash Assembly		
6. Reinforcement Assembly, at top of LH Hinge Pillar	BD35618	1	For Standard Transmission	BD35762	1
			For Automatic Transmission	BD35756	1

BODY UNDERFRAME: 2+2

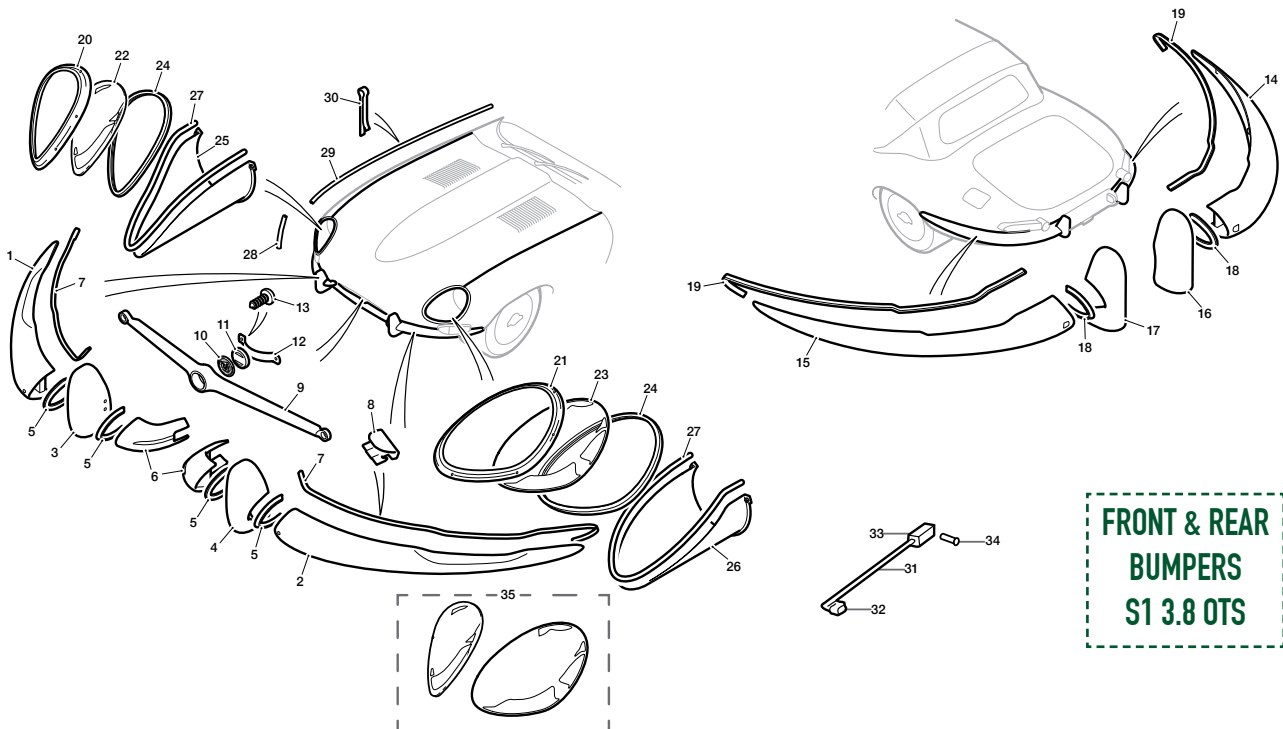
14. Dash Bulkhead Assembly	BD35697	1	18. Rear End Assembly	BD28080	1
Dash Centre Panel			19. Support Panel, for RH Shut Pillar	BD27746	1
For Standard Transmission	BD15197	1	20. Reinforcement Panel, for RH Shut Pillar	BD27748	1
For Automatic Transmission	BD27660	1	21. Wheel Arch Panel Assembly, RH Inner Forward	BD20544	1
Panel Assembly, at RH side of Clutch Housing	BD27592	1	22. Wheel Arch Panel Assembly, RH Outer Forward	BD19628	1
Panel Assembly, at LH side of Clutch Housing	BD27593	1	23. Wheel Arch Panel Assembly, RH Rear	BD19545	1
Panel Assembly, RH side of Converter Housing	BD27468	1	24. Bracket Assembly, on RH Rear Wheel Arch, mounting Petrol Pump	BD27181	1
Panel Assembly, LH side of Converter Housing	BD27469	1	25. Support Panel Assembly, at RH side of Back Door Aperture	BD27744	1
Pedal Mounting Panel Assembly, RH	BD32739	1	26. Support Panel, for LH Shut Pillar	BD27747	1
Side Panel Assembly, between RH Pedal Mounting Panel and Sill	BD15153	1	27. Reinforcement Panel, for LH Shut Pillar	BD27749	1
Hinge Pillar Assembly, RH	BD27798	1	28. Wheel Arch Panel Assembly, LH Inner Forward	BD20549	1
Reinforcement Panel Assembly, for RH Hinge Pillar	BD27738	1	29. Wheel Arch Panel Assembly, LH Outer Forward	BD19629	1
Reinforcement Angle, between LH Hinge Pillar and Reinforcement Panel	BD28194	1	30. Wheel Arch Panel Assembly, LH Rear	BD19546	1
Extension Assembly, at top of RH Hinge Pillar	BD27820	1	31. Support Panel Assembly, at LH side of Back Door Aperture	BD27745	1
Pedal Mounting Panel Assembly, LH	BD32438	1	Centre Panels Assembly, for Rear End	BD27916	1
Side Panel Assembly, between LH Pedal Mounting Panel and Sill	BD15154	1	32. Centre Panels Assembly, for Rear End	BD27916	1
Hinge Pillar Assembly, LH	BD27799	1	33. Tunnel and Rear Seat Pan Assembly	BD27786	1
Reinforcement Panel Assembly, for RH Hinge Pillar Reinforcement Panel	BD27739	1	34. Extension Panel Assembly, for Main Floor	BD28216	1
Reinforcement Angle, between LH Hinge Pillar and Extension Assembly, at top of LH Hinge Pillar	BD28195	1	35. Closing Panel, RH, from Rear Seat Pan to Floor	BD27530	1
	BD27821	1	36. Reinforcement Assembly, RH, for mounting of Rear Suspension Roll Bar	BD27522	1
15. Closing Panel Assembly, RH Dash Front, Lower	BD27544	1	37. Closing Panel, LH, from Rear Seat Pan to Floor	BD27531	1
16. Closing Panel Assembly, LH Dash Front, Lower	BD27545	1	38. Reinforcement Assembly, LH, for mounting of Rear Suspension Roll Bar	BD27523	1
Dash Bulkhead Assembly	BD35697	1	39. Top Panel Assembly, above Rear Seat Pan	BD28283	1
Reinforcement Assembly, for RH upper outer attachment point of Front Frame	BD18248	1	40. Panel Assembly, for front of Spare Wheel Compartment	BD27834	1
Reinforcement Assembly, for LH upper outer attachment point of Front Frame	BD18247	1	41. Bracket Assembly, RH, for mounting of Rear Suspension Cross Member	BD28060	1
17. Main Floor Assembly			42. Closing Panel, for rear of RH Sill	BD27721	1
For Standard Transmission	BD27760	1	43. Bracket Assembly, LH, for mounting of Rear Suspension Cross Member	BD28061	1
For Automatic Transmission	BD27274	1	44. Closing Panel, for rear of LH Sill	BD27722	1
Bracket Assembly, for Front Jack Location	BD28654	2	45. Bracket Assembly, for mounting of Rear Suspension Bump Stops	BD19132	2
Reinforcement Assembly, for lower outer attachment points of Front Frame	BD27743	2	Extension Panel Assembly, for Main Floor	BD28003	1
Reinforcement Assembly, for RH lower inner attachment point of Front Frame	BD27597	1	Bracket Assembly, for Rear Jack Location	BD28665	2
Reinforcement Assembly, for LH lower inner attachment point of Front Frame	BD27598	1			
Bracket Assembly, for Exhaust Silencer Mounting	BD27725	4			

BODY FITTINGS S1 3.8

227	•	OTS	FRONT & REAR BUMPERS
230	•		BONNET LOCKS & LINKS
232	•		WINDSCREENS, STONEGUARDS & MUDSHIELDS
233	•		INTERIOR PANELS & SEATS
236	•		DOOR & WINDOW FITTINGS
238	•		BOOT FITTINGS
240	•		CONVERTIBLE TOP
242	•		RUBBER SEALS
244	•	FHC	FRONT & REAR BUMPERS
246	•		BONNET LOCKS
248	•		BONNET FITTINGS
250	•		WINDSCREEN & FITTINGS
250	•		INTERIOR PANELS & SEATS
253	•		DOOR & WINDOW FITTINGS
257	•		REAR DOOR & BOOT FLOOR

FRONT & REAR BUMPERS: OTS

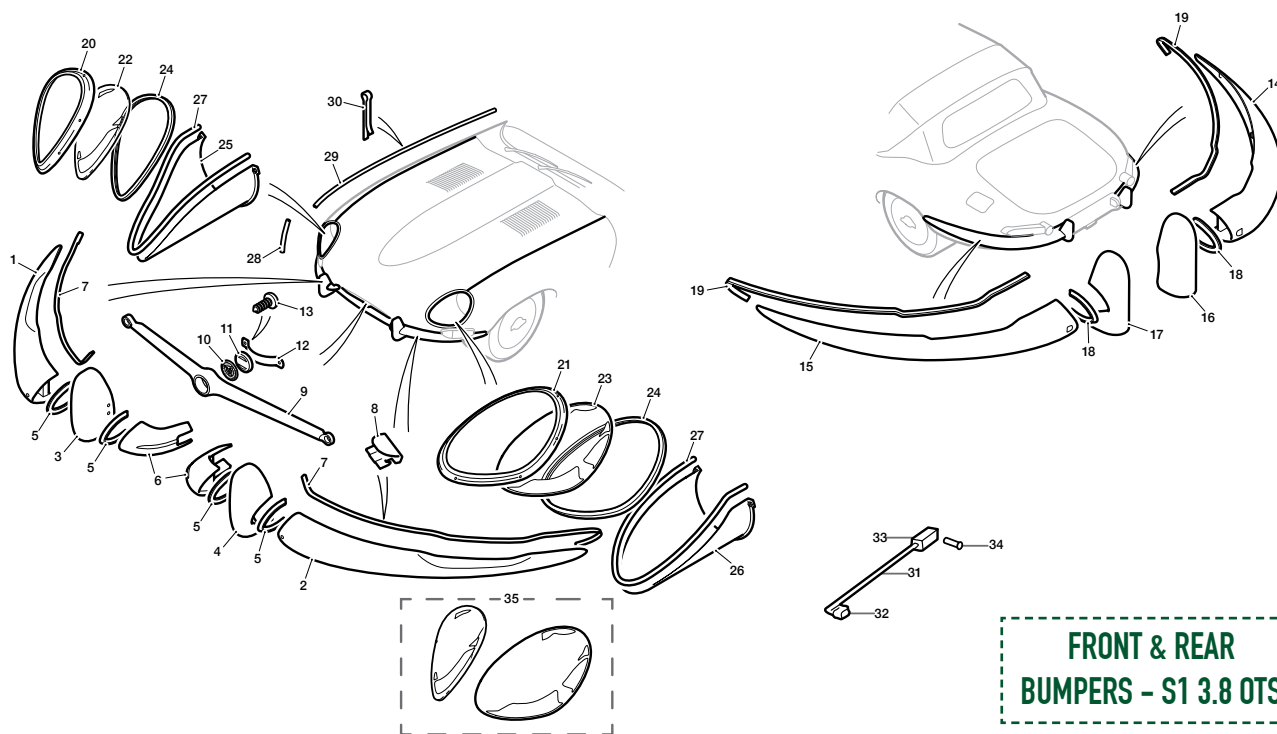
1. RH Front Bumper	BD15533	1	11. Backing Piece, behind Motif	BD19033	1
2. LH Front Bumper	BD15532	1	12. Spring Clip, retaining Motif	BD19034	1
3. Over Rider Assembly, on RH Front Bumper	BD19111	1	13. Screw, Self-Tapping, securing Spring Clip	BD11501	2
4. Over Rider Assembly, on LH Front Bumper	BD19112	1	Screw, Set, securing Motif Bar	UFS125/5R	2
5. Beading, between Over Rider and Front Bumpers	209K	1	Washer, Spring, on Setscrews	FG104/X	2
Nut, securing Over Rider to Front Bumpers	UFN137/L	2	14. RH Rear Bumper	BD15887	1
Washer, Spring, under Nuts	FG106/X	2	15. LH Rear Bumper	BD15888	1
Washer, Plain, under Spring Washers	FW106/T	2	16. Over Rider Assembly, for RH Rear Bumper	BD19135	1
6. Extension Assembly, for fixing of Motif Bar	BD19113	2	17. Over Rider Assembly, for LH Rear Bumper	BD19136	1
Screw, Set, securing Extension Bracket to Over Riders	UFS125/6R	4	Nut, securing Over Rider to Rear Bumpers	UFN137/L	2
Washer, Shakeproof, on Setscrews	C724	4	Washer, Spring, under Nuts	FG106/X	2
Washer, Plain, Under Shakeproof Washers	FW104/T	4	Washer, Plain, under Spring Washers	FW106/T	2
Distance Piece, on Setscrews	BD19119	4	18. Beading, between Over Rider and Rear Bumpers	BD19149	4
Screw, Set, securing Front Bumpers to Bonnet	UFS137/10R	4	Screw, Set, securing Rear Bumpers to Body	UFS131/6R	2
Washer, Spring, on Setscrews	FG106/X	4	Washer, Spring, on Setscrews	FG105/X	2
Washer, Plain, under Spring Washers	C410	4	Washer, Plain, Under Spring Washers	FW105/T	2
Spacer, on Setscrews, at Side Fixings	BD20893	2	Screw, Set, securing Rear Bumpers to Body	UFS137/10R	2
Spacer, on Setscrews, at Front Fixings	BD20663	2	Nut, securing Rear Bumpers to Body	UFN137/L	2
7. Rubber Seal, between Front Bumpers and Bonnet	BD18947/2	2	Washer, Spring, on Setscrews and under Nuts	FG106/X	4
8. Clip, Securing Seal	BD10313	2	Washer, Plain, under Spring Washers	FW106/T	4
9. Motif Bar in Air Intake Aperture	BD17700	1	Nylon Spacer, at Rear Bumper Mountings	BD20893	4
10. Motif	C16336	1	19. Rubber Seal, between Rear Bumpers and Body	BD18947/1	2



FRONT & REAR BUMPERS: OTS

(CONTINUED FROM PAGE 227)

20. Chrome Finisher Assembly around RH Headlamp Aperture	BD16789	1	28. Chrome Beading, forward of Headlamp Apertures	BD19029/2	2
21. Chrome Finisher Assembly around LH Headlamp Aperture	BD16790	1	29. Chrome Beading, at rear of Headlamp Apertures	BD19029/1	2
22. Glass In RH Headlamp Aperture	BD16786	1	30. Brass Clip, securing Chrome Beads	BD19030	22
23. Glass In LH Headlamp Aperture	BD16787	1	Pivoted Carrier Bracket Assembly for Front Number Plate	BD20934	1
24. Rubber Seal around Headlamp Glasses	BD26672/3	2	Nut, securing Carrier Bracket to Bonnet front under Panel	UFN125/L	2
Screw, Self-Tapping, securing Finishers and Headlamp Glasses To Bonnet	BD19013/2	12	Washer, Shakeproof, under Nuts	C724	2
Spire Nut, on Self-Tapping Screws	BD8633/5	12	Packing Block (Aluminium) at Carrier Bracket Fixings	BD20939	2
Screw, Set, securing Finishers and Headlamp Glasses to Bonnet			31. Control Rod, operating Carrier Bracket Pivot when Bonnet is moved	BD20936	1
Slotted Countersunk (Early Cars)	BD22780/4	12	32. Clip, securing Control Rod to Carrier Bracket	C13806	1
Pozi Drive Raised Countersunk (Later Cars)	BD26675/4	12	Grommet, in Bonnet Front under Panel, for Control Rod	C4548	1
25. Finishing Panel Assembly in RH Headlamp Recess	BD17651	1	33. Fork End for Connection of Control Rod to Bracket on Front Sub-Frame	BD20937	1
26. Finishing Panel Assembly in LH Headlamp Recess	BD17652	1	Nut, locking Fork End to Control Rod	UFN125/L	1
27. Rubber Seal, for Panels	BD20543/1	2	34. Clevis Pin, securing Fork End to Bracket on Front Sub-Frame	J103/105	1
Screw, Set, securing Panels to Headlamp Diaphragms	UFS119/6R	2	Split Pin, Retaining Clevis Pin	L102/4U	1
Screw, Set, securing Panels to Headlamp Diaphragms	UFS119/8R	4	Washer, Plain, behind Split Pin	AW102/T	1
Washer, Spring, on Setscrews	AG102/X	6	Rubber Plug sealing Redundant Aperture in Bonnet Front under Panel	BD20989	1
Washer, Plain under Spring Washers	AW102/T	6	35. Perspex Covers Headlamp Apertures - Pair	BD16786/7P	1
Nut, on Setscrews	UFN119/L	6			
Distance Piece, for Panels	C1094	A/R			



IN-HOUSE MANUFACTURING...

Producing quality parts in-house at our Bridgnorth workshop is something we are very proud of at SNG Barratt. We manufacture parts that are often otherwise obsolete, using specific tooling and learned skills to produce items that are exact to original Jaguar specification.



OVER-RIDERS

S1 RHF	BD19111
S1 LHF	BD19112
S1 RHR	BD19135
S1 LHR	BD19136
S2 RHF	BD35600
S2 LHF	BD35601
S2 RHR	BD35593
S2 LHR	BD35594

HEADLAMP SCOOPS

S1 RH	BD17651
S1 LH	BD17652
S2 RH	BD35645
S2 LH	BD35646

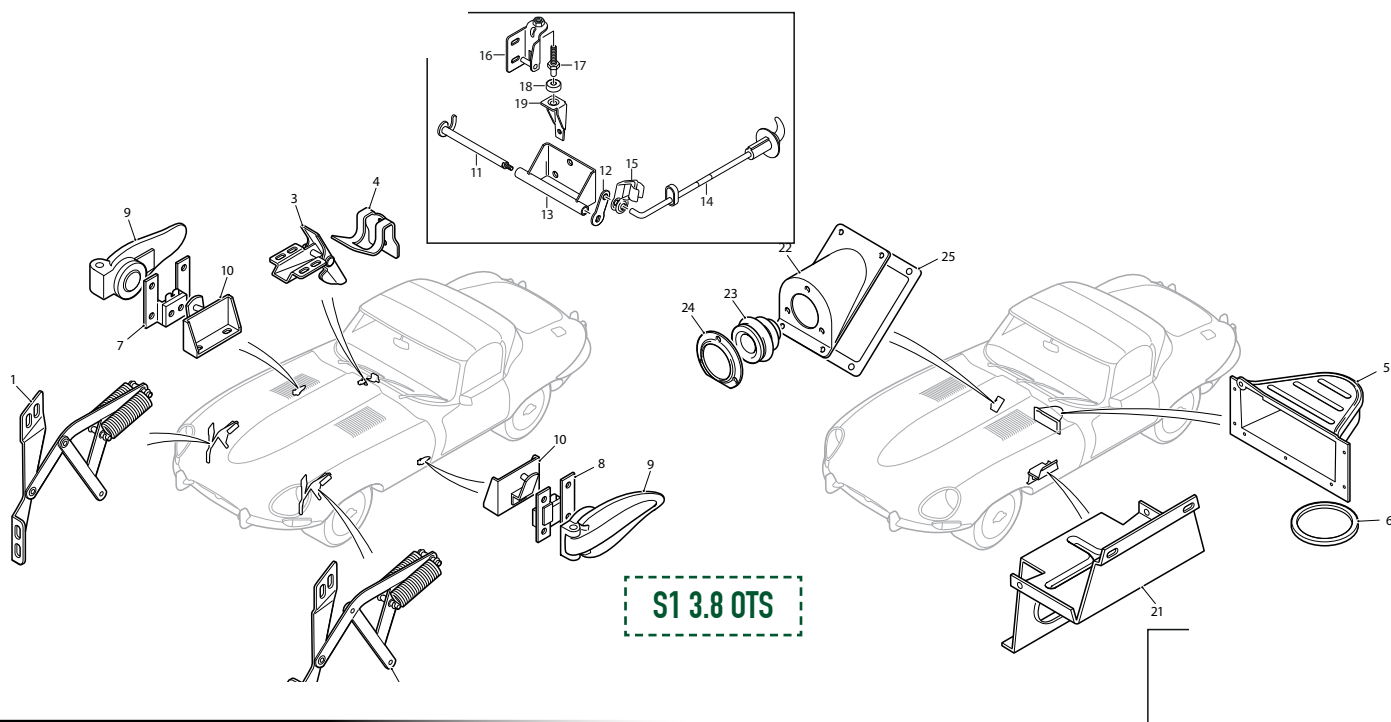
BONNET BALANCES

S1/S2 RH	BD20016
S1/S2 LH	BD20017



BONNET LOCKS & LINKS: OTS

1. Bonnet Balance Link Assembly, RH	BD20016	1	6. Rubber Seal, for Air Intake	BD23657	1
2. Bonnet Balance Link Assembly, LH	BD20017	1	Screw, Self-Tapping, securing		
Spring, on Bonnet Balance Links	BD19972	4	Extension to Bonnet	BD16839/3	6
Brass Washer, at each side of Spring "Eyes"	BD20013/4	16	Washer, Spring, on Self-Tapping Screws	FG104/X	6
Split Pin, retaining Springs	L102/6U	8	Special Washer, under Spring Washers	BD542/3	6
Screw, Set, securing Balance Links to Bonnet	BD8291/2	8	EARLY BONNET LOCKS FITTED FROM CHASSIS		
Washer, Shakeproof, on Setscrews	C724	8	NOS. 850001 TO 850091 & 875001 TO 875385		
Special Washer, under Shakeproof Washers	BD541/20	8	7. Lock Assembly at RH side of Bonnet	BD16015	1
Bolt (Shouldered) securing Balance			8. Lock Assembly at LH side of Bonnet	BD16016	1
Links to Front Frame	BD19736	2	Screw, Set, securing Locks to Bonnet	UCS419/4H	8
Brass Washer, on Bolts	BD20013/1	2	Washer, Spring, on Setscrews	AG102/X	8
Brass Washer, on Bolts	BD20013/2	2	9. Escutcheon For Bonnet Locks	BD2551	2
Nut, Self-Locking, on Bolts	C8667/1	2	Screw, Self-Tapping, securing		
3. Bonnet Safety Catch Assembly	BD20315	1	Escutcheons to Bonnet	BD540/9	4
Spring, on Safety Catch	BD20318	1	10. Bracket Assembly engaging Bonnet Locks	BD16012	2
Clevis Pin, through Safety Catch	J103/15S	1	Screw, Set, securing Brackets to Body	UFS119/6R	4
Split Pin, retaining Clevis Pin	L102/4U	1	Washer, Shakeproof, on Setscrews	C723/A	4
Washer, Special, behind Split Pin	BD541/28	1	Washer, Plain, under Shakeproof Washers	AW102/T	4
Tapped Plate, for fixing of Safety Catch	BD20319	1	Shim, under Brackets	BD16013	A/R
Screw, Set, securing Safety Catch to Bonnet	UFS419/3H	4	BONNET LOCKS FITTED TO CHASSIS NOS.		
Washer, Shakeproof, on Setscrews	C723/A	4	850092 AND SUBS & 875386 AND SUBS		
4. Bracket Receiving Safety Catch	BD20320	1	11. RH Locking Hook Assembly for Bonnet	BD19890	1
Screw, Set, securing Bracket to Scuttle	BD18307/3	2	LH Locking Hook Assembly for Bonnet	BD19891	1
Washer, Shakeproof, on Setscrews	C724	2	12. Lever, on Locking Hook Shafts	BD19894	2
5. Extension Assembly at rear of Bonnet			Nut, Securing Levers to Shafts	C8737/1	2
Duct for Heather Air Intake	BD19730	1	13. Bracket Assembly Mounting Locking Hooks	BD19883	2
			Screw, Set, Securing Brackets to Dash	BD18307/2	6
			Washer, Shakeproof, on Setscrews	C724	6

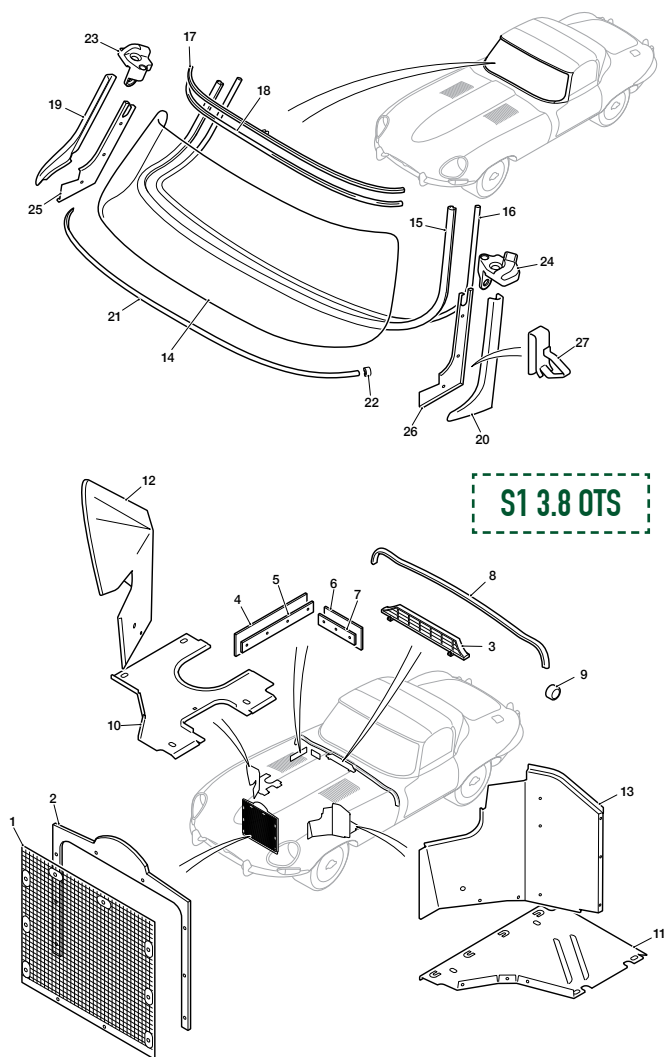


BONNET LOCKS & LINKS: OTS

14. Handle and Rod Assembly for RH Locking Hook	BD19977	1	20. Gasket, under Locating Brackets	BD25649	2
Handle and Rod Assembly for LH Locking Hook	BD19978	1	21. Carrier Bracket for Battery Tray	BD15165	1
Handle only	BD19903	2	Screw, Set, securing Carrier Bracket to LH Sill	UFS125/4R	5
Escutcheon	BD19904	2	Washer, Spring, on Setscrews	FG104/X	5
Neoprene Seal, on Rods	BD19895	2	Washer, Plain, under Spring Washers	FW104/T	5
Screw, Self-Tapping, securing Escutcheons to Body	BD19013/2	4	Nut, on Setscrews	UFN125/L	5
Speed Nut, on Self-Tapping Screws	BD8633/8	4	22. Seal Housing for Lower Steering Column through Dash		
15. Linkage Clip, securing Operating Rods to Locking Hooks	C13806	2	RHD Models	BD19714AS	1
16. Bracket Assembly on Bonnet Side Panel, engaging RH Hook	BD19905	1	23. Sealing Ring		
Bracket Assembly on Bonnet Side Panel, engaging LH Hook	BD19906	1	RHD fitted from 850001 to 850547, LHD fitted from 875001 to 877487	BD20589	1
Screw, Set, securing Brackets to Bonnet	BD18307/2	4	RHD fitted from 850548 & subs. LHD fitted from 877488 & subs.	C20488	1
Washer, Shakeproof, on Setscrews	C724	4	24. Retainer, for Sealing Ring	BD19710	1
Special Washer, under Shakeproof Washers	BD541/6	4	Screw, Self-Tapping, securing Retainer	BD19716/1	3
17. Locating Peg, on Brackets	BD19896	2	25. Gasket, under Steering Column Seal	BD19707	1
Nut, securing Locating Pegs	UFN231/L	4	Screw, Set, securing Seal to Dash	UFS125/5R	4
18. Rubber Buffer, on Locating Pegs	BD19936	2	Washer, Plain, on Setscrews	FW104/T	4
19. Bracket, receiving Locating Pegs	BD19917	2	Nut, on Setscrews	UFN125/L	4
Screw, Set securing Brackets to Dash	BD8291/2	4	Washer, Shakeproof, under Nuts	C724	4
Washer, Shakeproof, on Setscrews	C724	4			



WINDSCREEN, STONEGUARDS & MUDSHIELDS: OTS



1. Stone Guard Assembly at rear of Bonnet Air Intake Aperture	BD20093	1
Screw, Set, securing Stone Guard to Bonnet	BD20150/3	8
Washer, Shakeproof, on Setscrews	C723/A	8
Special Washer, under Shakeproof Washers at Side Fixings	BD541/34	6
Washer, Plain, under Shakeproof Washers at Top Fixings	AW102/T	2
Bracket, for Lower Fixing of Stone Guard	BD20579	2
Screw, Set, securing Brackets and Stone Guard	UFS125/4R	4
Nut, on Setscrews	UFN125/L	4
Washer, Shakeproof, under Nuts	C724	4
Washer, Plain, under Shakeproof Washers	FW104/T	4
2. Frame Assembly for fixing of Stone Guard	BD18710	1
Felt Strip at top of Frame (1/4" X 5/8" X 23")	BD19031	1
Screw, Self-Tapping, securing Frame to Bonnet	BD16839/2	6
Special Washer, on Self-Tapping Screws	BD542/3	6

3. Grille at rear of Bonnet	BD19178	1
Thread Cutting Fix, securing Grille to Bonnet	PFS106	2
Screw, Set, securing Grille to Bonnet	UFS419/4H	2
Washer, Shakeproof, on Setscrews	C723/A	2
4. Rubber Seal, between Bonnet LH Valance and Frame Side Member (91/2" Long)	BD20816/1	1
5. Fixing Strip, for Rubber Seal	BD20735	1
6. Rubber Seal, between Bonnet LH Rear Diaphragm and Frame Side Member (4" Long)	BD20816/2	1
7. Fixing Strip, for Rubber Seal	BD20736	1
Pop Rivet, securing Fixing Strips	BD1814/2	8
8. Rest Rubber for rear edge of Bonnet (68" Long)	BD20903/1	1
9. Rubber Buffer cushioning Bonnet Sides in closed position	BD10224	2
Screw, Set, securing Rubber Buffers to Dash	UFS131/8R	2
Locknut, on Setscrews	UFN231/L	2
10. RH Undershield for Front Frame	BD20048	1
11. LH Undershield for Front Frame	BD20047	1
Bracket, For Fixing of Undershields To Frame	BD20049	4
Screw, Set, securing Brackets and Undershields to Front Frame	UFS125/4R	4
Nut, on Setscrews	UFN125/L	4
Washer, Shakeproof, under Nuts	C724	4
Washer, Plain, on Setscrews	FW104/T	4
Spire Nut, for fixing of Undershields to Sills and Mudshields	BD8633/6	8
Screw, Self-Tapping, securing Undershields to Sills and Mudshields	BD8691/1	8
Washer, Plain, on Self-Tapping Screws	AW102/T	8
Seal (Canvas/Rubber) for LH Front Frame Undershield	BD25541	1
12. RH Mudshield Assembly	BD19522	1
Bracket, Upper, for fixing of RH Mudshield	BD20425	1
Bracket, Lower, for fixing of RH Mudshield	BD20426	1
Pop Rivet, securing Mudshield	BD11712/2	2
Rubber Seal, for RH Mudshield (27 1/2" Long)	BD20434/1	1
Fixing Strip, securing Seal to RH Mudshield	SBS7276	1
Fixing Strip, securing Seal to RH Sill	BD20427	1
Pop Rivet, securing fixing Strips through Seal	BD1814/6	11
13. LH Mudshield Assembly	BD20665	1
Bracket, for fixing of LH Mudshield	BD20426	1
Rubber Seal, for LH Mudshield (14 3/4" Long)	BD20434/2	1
Fixing Strip, securing Seal to LH Mudshield	BD20428	1
Fixing Strip, securing Seal to LH Sill	BD20427	1
Pop Rivet, securing Fixing Strips through Seal	BD1814/6	8
Screw, Set, securing Mudshields to Front Frame and Sills	UFS125/4R	10
Washer, Special, on Setscrews	BD541/20	10
Nut, on Setscrews	UFN125/L	10
Washer, Shakeproof, under Nuts	C724	10

WINDSCREEN, STONEGUARDS & MUDSHIELDS: OTS

14. Windscreen Glass					
Clear	BD15501	1			
Tinted	BD15501/1	1			
15. Rubber Seal, around Windscreen Glass	BD15514	1			
16. Rubber Insert, for Seal	BD17573	1			
17. Chrome Finisher, at top edge of Windscreen	BD20856	1			
18. Rubber Seal, under Finisher	BD17380/7	1			
19. Chrome Finisher at RH side of Windscreen					
Chassis No. 850001 to 850087. 875001 to 875309.	BD17702	1			
Chassis No. 850088 and subs. 875310 and subs.	BD20881	1			
20. Chrome Finisher at LH side of Windscreen					
Chassis No. 850001 to 850087. 875001 to 875309.	BD17701	1			
Chassis No. 850088 and subs. 875310 and subs.	BD20882	1			
21. Chrome Finisher at bottom edge of Windscreen					
Chassis No. 850001 to 850087. 875001 to 875309.	BD17703	1			
Chassis No. 850088 and subs. 875310 and subs.	BD20562	1			
22. Joint Piece, for side and bottom Finishers					
Chassis No. 850001 to 850087. 875001 to 875309.	BD17704	2			
Screw, Self-Tapping, securing Side Finishers	BD540/1	2			
Pop Rivet, securing Side Finishers	BD1814/4	4			
23. Chrome Capping at top of RH Windscreen Pillar	BD15508	1			
24. Chrome Capping at top of LH Windscreen Pillar	BD15509	1			
Pillar Capping Screw Set	SBS9297	1			
Screw, Set, Securing Cappings to side of Windscreen Pillars	BD15534/3	2			
Screw, Set, Securing Cappings to top of Windscreen Pillars	BD16940/2	2			
25. Trim Panel Assembly on RH Screen Pillar	BD20456	1			
26. Trim Panel Assembly on LH Screen Pillar	BD20457	1			
27. Spring Clip, securing Trim Panel	BD21133	4			
Licence Holder on Windscreen	BD21181	1			


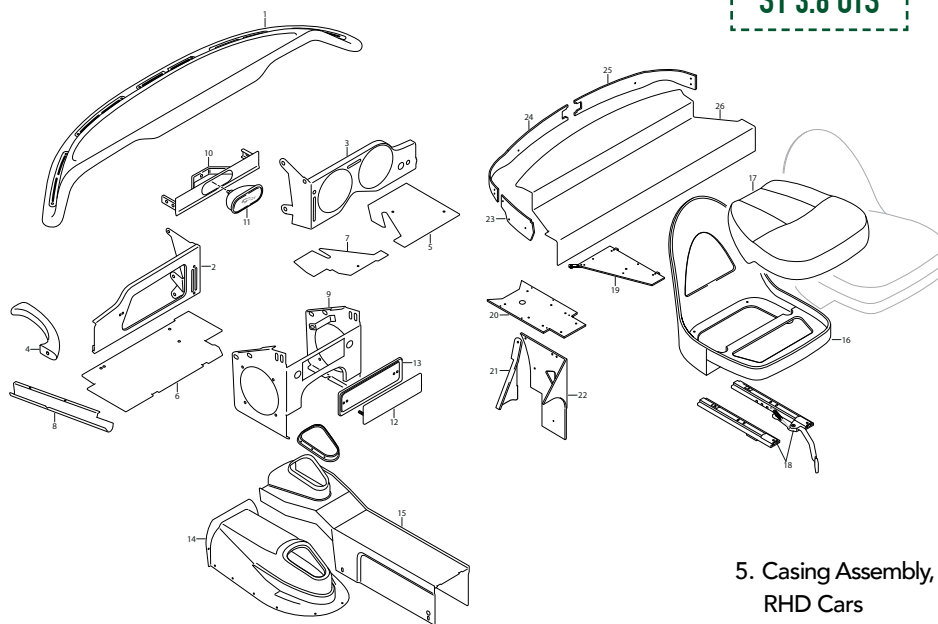
INTERIOR PANELS & SEATS: OTS

(SEE DIAGRAM ON PAGE 234)

1. Screen Rail Facia Assembly, Complete	BD22732	1			
Bezel, for Centre Demister Slot	BD20590	1			
Bezel, for Intermediate Demister Slots	BD20591	2			
Bezel, for Outer Demister Slots	BD20592	2			
Screw, Self-Tapping, securing Bezels	BD539/22	10			
Y Piece, for Air Duct Hoses	BD23077	2			
Nut, securing Screen Rail Facia	UFN119/L	4			
Washer, Shakeproof, under Nuts	C723/A	4			
Washer, Plain, under Shakeproof Washers	AW102/T	4			
Bracket, for RH outer fixing of Screen Rail Facia	BD21182	1			
Bracket, for LH outer fixing of Screen Rail Facia	BD21183	1			
Pop Rivet, Securing Brackets to Dash	BD1814/2	4			
Bracket, for RH Inner Fixing of Screen Rail Facia	BD20565	1			
Bracket, for LH Inner Fixing of Screen Rail Facia	BD20566	1			
Demister Vent Set	SBS2057	1			
2. LH Facia Panel Assembly	BD19643	1			
Cubby Box, in LH Facia	BD19699	1			
Fixing Strip, securing Cubby Box at top	BD20605	1			
Nut, securing Fixing Strip	UFN119/L	3			
Washer, Shakeproof, on Setscrews	C723/A	3			
Screw, Self-Tapping, Securing Cubby Box at bottom	BD1229/16	3			
Distance Piece, on Self-Tapping Screws	C1094	3			
Spire Nut, on Self-Tapping Screws	BD20633/1	3			
3. RH Facia Panel Assembly	BD19644	1			
Screw, Set, Pan Head, securing Facia Panels at centre	BD20861/1	4			
Screw, Set, securing Facia Panels at centre	UFS119/3R	2			
Washer, Shakeproof, on Setscrews	C723/A	4			
Washer, Plain, under Shakeproof Washers	AW102/T	6			
Bracket, for fixing of LH Facia to Dash Side	BD19241	1			
Bracket, for fixing of RH Facia to Dash Side	BD19242	1			
Pop Rivet, securing Brackets	BD1814/2	4			
Nut, Securing Facias to Brackets	UFN119/L	4			
Washer, Shakeproof, under Nuts	C723/A	4			

INTERIOR PANELS & SEATS: OTS

S1 3.8 OTS



INCLUDES ALL 4 PANELS
WITH A DOTTED PATTERN

**SBS9047
ALLOY DASH KIT**

(CONTINUED FROM PAGE 233)

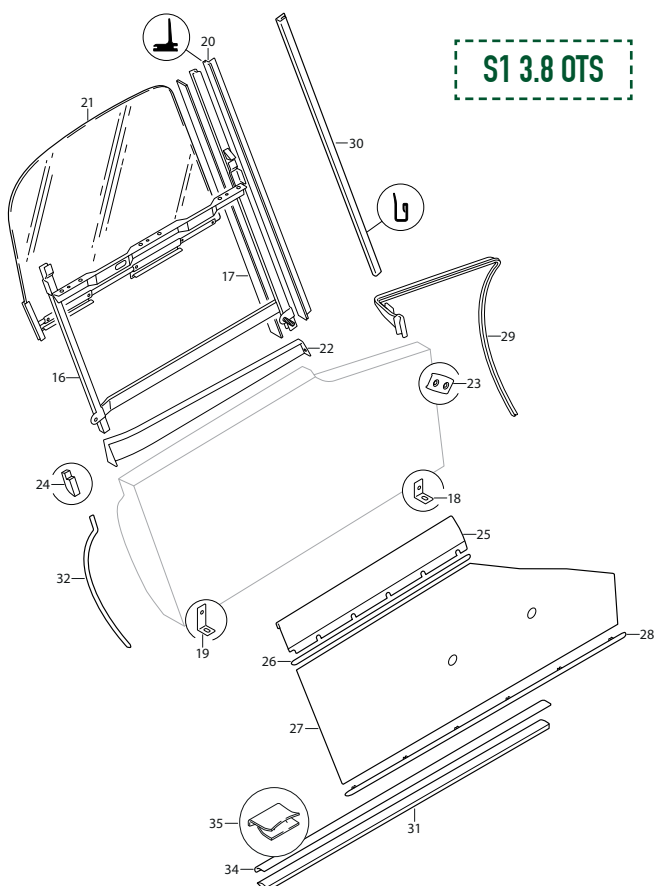
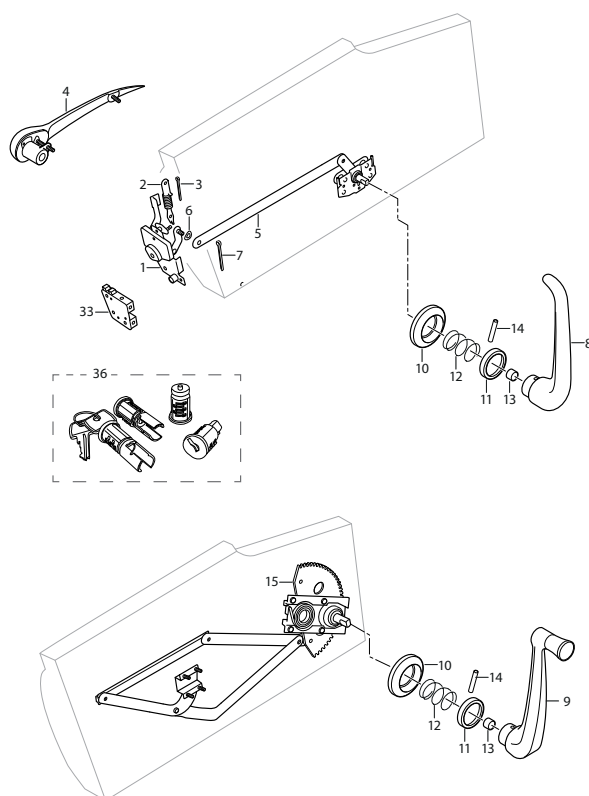
LHD MODELS

LH Facia Panel Assembly	BD19645	1
RH Facia Panel Assembly	BD19646	1
Cubby Box, in RH Facia	BD19698	1
Fixing Strip, securing Cubby Box at top	BD20605	1
Nut, securing Fixing Strip	UFN119/L	3
Washer, Shakeproof, under Nuts	C723/A	3
Screw, Self-Tapping, securing Cubby Box at bottom	BD1229/16	3
Distance Piece, on Self-Tapping Screws	C1094	3
Spire Nut, on Self-Tapping Screws	BD20633/1	3
Screw, Set, Pan Head, securing Facia Panels at centre	BD20861/1	4
Screw, Set, Securing Facia Panels at centre	UFS119/3R	2
Washer, Shakeproof, on Setscrews	C723/A	4
Washer, Plain, under Shakeproof Washers	AW102/T	6
Bracket, for fixing of LH Facia to Dash Side	BD19241	1
Bracket, for fixing of RH Facia to Dash Side	BD19242	1
Pop Rivet, securing Brackets	BD1814/2	4
Nut, securing Facias to Brackets	UFN119/L	4
Washer, Shakeproof, under Nuts	C723/A	4
4. Grab Handle Assembly at side of Dash		
RHD Cars	BD20637	1
LHD Cars	BD20636	1
Screw, Set, securing Grab Handle to Facia Panel	UCS119/3R	2
Washer, Shakeproof, on Setscrews	C723/A	2
Bracket, for fixing of Grab Handle to Dash Side	BD20640	1
Screw, Self-Tapping, Securing Bracket	BD540/19	2
Special Bolt, securing Grab Handle to Bracket	BD20639	1
Washer, Shakeproof, on Special Bolt	C739	1
5. Casing Assembly, Under RH side of Scuttle		
RHD Cars	BD20462	1
LHD Cars	BD20464	1
6. Casing Assembly, under LH side of Scuttle		
RHD Cars	BD20463	1
LHD Cars	BD20465	1
7. Casing Assembly, under centre of Scuttle		
RHD Cars	BD20470	1
LHD Cars	BD20471	1
Fixing Bracket, for Scuttle Casings	BD21136	4
Screw, Self-Tapping, securing Casings	BD8537/1	2
Cup Washer, on Self-Tapping Screws	BD532/2	2
Spire Nut, on Self-Tapping Screws	BD8536/6	2
8. Cover Assembly, protecting Wiring Harness at LH side of Dash	BD20728	1
9. Front Finisher Panel Assembly above Gearbox Tunnel	BD20035	1
Face Panel, for Front Finisher Chassis No. 850001 to 850609.		
875001 to 878301.	BD19967	1
Chassis No. 850610 and subs.		
878302 and subs.	BD23649	1
Grille Assembly, in Loudspeaker Apertures	BD19984	2
Nut, securing Grilles to Front Finisher Panel	UCN113/L	8
Washer, Shakeproof, under Nuts	C721	8
Washer, Plain, under Shakeproof Washers	AW104/T	8
Ash Tray and Panel Assembly	BD20410	1
Tapped Plate, securing Ash Tray Panel to Front Finisher Panel	BD22669	2
Screw, Set, Securing Ash Tray Panel to Front Finisher Panel	BD13713/2	4
Washer, Special, on Setscrews	C2017/1	4
Bracket Assembly, LH, for fixing of Front Finisher Panel	BD19049	1
Bracket Assembly, RH, for fixing of Front Finisher Panel	BD19050	1
Screw, Set, securing Brackets to Dash	UFS419/4H	4
Washer, Shakeproof, On Setscrews	C723/A	4

INTERIOR PANELS & SEATS: OTS

Knob, securing Front Finisher Panel	BD17589	4	Screw, Set, securing Support Straps	UFS519/4H	4
Washer, Special, behind Knobs	BD541/32	4	Nut, on Setscrews	UFN119/L	4
Ash Tray and Panel Assembly	BD20409	1	Washer, Shakeproof, Under Nuts	C723/A	4
10. Panel Assembly	BD20403	1	Washer, Special, under Shakeproof Washers	C5203/1	4
11. Ash Tray Assembly, Complete	BD20410	1	Mat Assembly, on Floor, behind Seats		
Motif Only, on Ash Tray	BD20412	1	Chassis No. 850001 to 850526.		
Nut, securing Motif	AN106/K	1	875001 to 877355.	BD20216	2
Washer, Shakeproof, under Nut	C720	1	Chassis No. 850527 and subs.		
Light Shield			877356 and subs.	BD23624	2
(Rubber Strip 1/16" X 3/4" X 10")	BD24393	1	19. Shield Assembly, Front, for Heat		
Retainer, for Light Shield	BD24394	1	Insulation from Exhaust System		
Self-Tapping Screw, securing Retainer	BD540/19	2	Chassis No. 850001 to 850648.		
Self-Tapping Screw, securing Retainer	BD711/9	2	875001 to 878888.	BD20436	1
12. Finisher Panel Assembly in Radio			Chassis No. 850649 and subs.		
Control Unit Aperture	BD20722	1	878889 and subs.	BD25237	1
Nut, securing Finisher to Front Finisher Panel	UFN119/L	2	Screw, Self-Tapping, securing Shield to Floor	BD711/23	2
Washer, Shakeproof, under Nuts	C723/A	2	Screw, Set, securing Shield to Floor	UFS125/3R	1
Washer, Plain, under Shakeproof Washers	BD541/13	2	Washer, Shakeproof, on Setscrews	C724	1
13. Base Plate and Surround (Chrome			Screw, Self-Tapping, Securing Shield		
Plated) for Radio Aperture Finisher Panel	BD17354	1	to Gearbox Side Panel	BD19059/1	1
14. Gearbox Cover	BD24129	1	Cup Washer, on Self-Tapping Screw	BD18545	1
Screw, Self-Tapping, securing Gearbox Cover	BD8691/7	12	Spire Nut, on Self-Tapping Screw	BD8633/2	1
Washer, Plain, on Self-Tapping Screws	BD542/3	12	20. Shield Assembly, Rear, for Heat Insulation		
Rubber Plug, Sealing Gearbox			from Exhaust System	BD20439	1
Access Apertures	BD10821	2	Pop Rivet, Securing Shield to Body	BD1814/5	8
15. Finisher Panel Assembly on Gearbox			21. Trim Panel Assembly on RH Shut Pillar	BD20452	1
Cover And Propeller Shaft Tunnel			Trim Panel Assembly on LH Shut Pillar	BD20453	1
Chassis No. 850001 to 850609.			22. Trim Panel Assembly Between RH		
875001 to 878301.	BD20031	1	Rear Wheel Arch And Shut Pillar	BD20379	1
Chassis No. 850610 and subs.			Clip, for fixing of Trim Panel	BD2703	5
878302 and subs.	BD23650	1	Trim Panel Assembly Between LH Rear		
Top Face Panel			Wheel Arch And Shut Pillar	BD20380	1
Chassis No. 850001 to 850609.			Clip, for fixing of Trim Panel	BD2703	5
875001 to 878301.	BD19979	1	Screw, Self-Tapping, securing Trim		
Chassis No. 850610 and subs.			Panels To Body	BD539/4	2
878302 and subs.	BD23651	1	Cup Washer, on Self-Tapping Screws	BD532/1	2
Gauntlet Face Panel			Screw, Self-Tapping, securing Trim		
Chassis No. 850001 to 850609.			Panels to Body	BD711/3	8
875001 to 878301.	BD19971	1	23. Quarter Trim Panel Assembly above		
Chassis No. 850610 and subs.			RH Rear Wheel Arch	BD20383	1
878302 and subs.	BD23652	1	Quarter Trim Panel Assembly above LH		
Chrome Bezel, at top of Gauntlet Panel	BD19981	1	Rear Wheel Arch	BD20384	1
Rivet, Securing Bezel to Gauntlet Panel	BD22385	14	Stud, on Quarter Trim Panels,		
Seal, for Handbrake Lever Aperture			for "Lift The Dot" Fasteners	BD1749	2
(Rubber Strip 1/16" X 2 1/2" X 6")	BD20469	1	Nut, securing Studs	AN102/L	2
Chrome Ferrule, at top of Gear			Washer, Shakeproof, under Nuts	C723	2
Lever Gauntlet	BD19728	1	Washer, Plain, under Shakeproof Washers	AW102/T	2
Ferrule Base (Nylon)	BD19729	1	24. Trim Panel Assembly, RH, on Tonneau,		
Screw, Set, securing Finisher Panel to Tunnel	BD17546/1	3	below Backlight	BD20532	1
Special Washer, on Setscrews	BD541/32	3	25. Trim Panel Assembly, LH, on Tonneau,		
16. Seat Squab Frame Assembly	BD20820	2	below Backlight	BD20533	1
17. Seat Cushion Assembly	BD20148	2	Screw, Self-Tapping, Securing Quarter		
18. Seat Runner Set	BD22812K	1	and Tonneau Trims (7/8" Long)	BD539/1	2
Screw, Set, securing Slides to Floor	BD18117/4	8	Screw, Self-Tapping, Securing Quarter		
Packing, between Slides and Floor	BD17648	8	and Tonneau Trims (1/2" Long)	BD539/4	4
Nut, securing Slides to Seats	UFN125/L	8	Cup Washer, on Self-Tapping Screws	BD532/1	6
Washer, Special, under Nuts	BD542/3	8	26. Mat Assembly on Rear Bulkhead Panel		
Washer, Shakeproof, on Setscrews			Chassis No. 850001 to 850526.		
and under Nuts	C724	16	875001 to 877355.	BD20343	1
Distance Piece, at fixings of Slides to Seats	C18698	4	Chassis No. 850527 and subs.		
Support Strap, for Adjusting Levers	BD19378	2	877356 and subs.	BD23625	1

DOOR & WINDOW FITTINGS: OTS



1. Lock Assembly on LH Door	BD20096	1
Lock Assembly on RH Door	BD20095	1
2. Link, Between Locks and Outside Handle	BD19445	2
3. Clip, Retaining Links	BD23473	4
Spring Washer, for Link Fixing at Lock	BD1708/9	2
Screw, Set, securing Lock to Doors	UFS419/3H	6
Washer, Shakeproof, on Setscrews	C723/A	6
Shakeproof Screw, securing Lock to Doors	BD20780/3	2
Outside Handle on RH Door	BD19245	1
Operating Lever Assembly, for RH Door Handle	7903	1
Housing, for Tension Spring in RH Door Handle	9601	1
Locking Barrel, for "F" Series Key, in Handle	BD21486	1
4. Outside Handle on LH Door	BD19246	1
Operating Lever Assembly, for LH Door Handle	7904	1
Housing, for Tension Spring in LH Door Handle	9602	1
Locking Barrel, for "F" Series Key, in Handle	BD21486	1
Nut, Securing Outside Handles	UFN119/L	4
Washer, Shakeproof, under Nuts	C723/A	4
Washer, Plain, under Shakeproof Washers	AW102/T	4

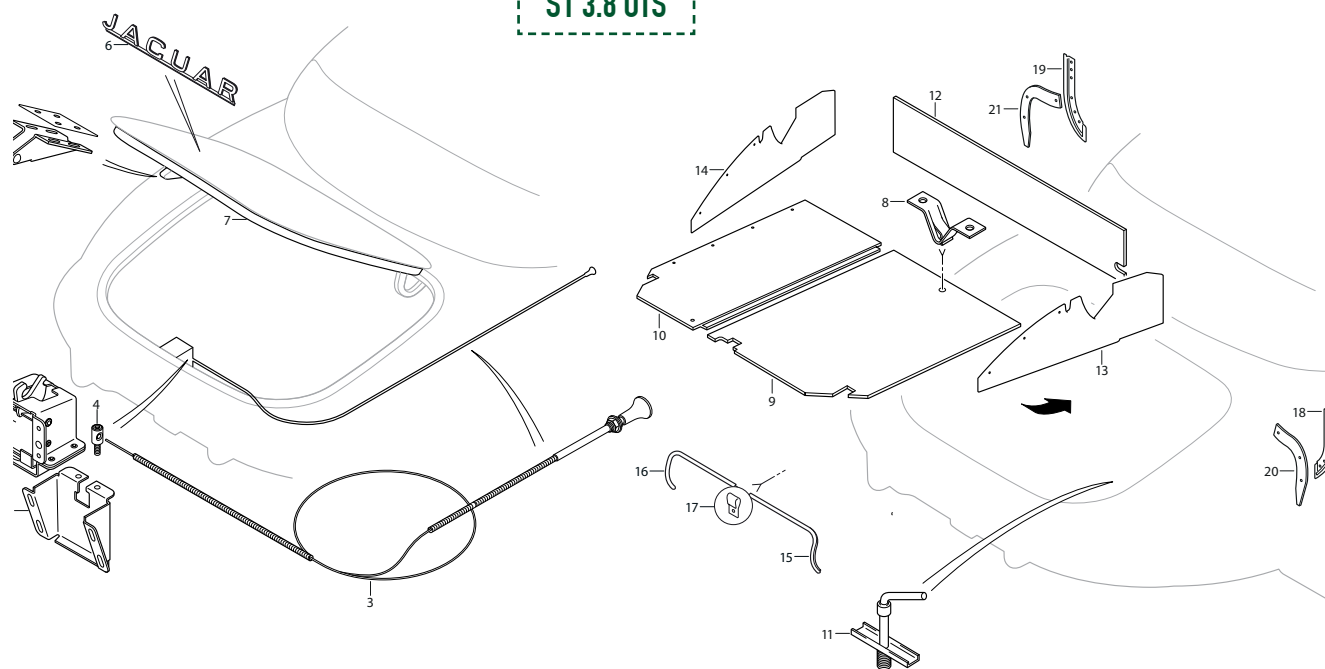
5. Remote Control and Link Assembly, for operation of LH Door Lock	BD20097	1
Remote Control and Link Assembly, for operation of RH Door Lock	BD20098	1
6. Wavy Washer, at Connection of Link to Lock	BD19575	2
7. Spring Clip, Securing Link to Lock	BD23743	2
Washer, Special, behind Spring Clips	BD19574	2
Screw, Set, securing Remote Controls to Doors	UFS419/3H	6
Washer, Shakeproof, on Setscrews	C723/A	6
8. Inside Handle for Doors	BD10728	2
9. Handle Operating Window Regulators	BD10729	2
10. Outer Escutcheon behind Regulator and Inside Door Handles	BD10730	4
11. Inner Escutcheon behind Regulator and Inside Door Handles	BD10731	4
12. Spring Behind Escutcheons	BD10732	4
13. Rubber Plug, behind Handles	BD10734	4
14. Peg, Securing Handles to Remote Controls and Regulators	BD10733	4

DOOR & WINDOW FITTINGS: OTS

15. Regulator Assembly for Window in LH Door	BD20523	1	23. Striker for Map Light Door Switches	BD19070	4
Regulator Assembly for Window in RH Door	BD20522	1	Screw, Self-Tapping, securing Strikers	BD539/15	4
Screw, Set, securing Regulator to Doors	UFS425/3H	8	24. Filler Block, on Shut Face of LH Door, seating Rubber Seal	BD19224	1
Nut, Securing Regulator to Doors	UFN125/L	8	Filler Block, on Shut Face of RH Door, seating Rubber Seal	BD19223	1
Washer, Shakeproof, on Setscrews and Under Nuts	C724	16	Screw, Set, securing Filler Blocks	UCS516/3H	2
16. Fixed Frame Assembly for Window in LH Door	BD20998	1	Upper Trim Panel Assembly on RH Door	BD15504	1
Fixed Frame Assembly for Window in RH Door	BD20997	1	Weatherstrip, for Door Glass	BD20010/3	1
17. Felt, in Forward Channel of Fixed Frames	BD10099	2	Clip, securing Weatherstrip	BD20082	5
18. Bracket, for Forward Mounting of Fixed Frames	BD16465	2	25. Upper Trim Panel Assembly on LH Door	BD15505	1
19. Bracket, for Rear Mounting of Fixed Frames	BD20668	2	Weatherstrip, for Door Glass	BD20010/3	1
Nut, securing Brackets to Doors and Fixed Frames to Brackets	UFN125/L	6	Clip, securing Weatherstrip	BD20082	5
Screw, Set, securing Brackets to Doors and Fixed Frames to Brackets	UFS125/4R	2	Screw, Self-Tapping, securing Upper Trim Panels	BD540/12	4
Washer, Shakeproof, under Nuts and on Setscrews	C724	8	26. Chrome Finisher on Upper Trim Panels	BD20190	2
Washer, Plain, under Shakeproof Washers	FW104/T	8	Clip, securing Chrome Finishers	BD17497	10
Screw, Self-Tapping, securing Fixed Frames to Doors at Top	BD17622/1	6	Screw, Self-Tapping, securing Clips	BD711/1	10
Spire Nut, on Self-Tapping Screws	BD17621	6	27. Casing Assembly on LH Door	BD15511	1
Screw, Self-Tapping (Countersunk Head) securing Frames to Doors	BD540/8	4	Casing Assembly on RH Door	BD15510	1
Screw, Self-Tapping (Pan Head) securing Frames to Doors	BD17623/2	6	Clip, for Fixing of Casings	BD18068	38
Packing Washer (18 S.W.G.) at Fixed Frame Mountings	BD20873/1	A/R	Clip, for Fixing of Casings at Front Edge	BD21133	4
Packing Washer (10 S.W.G.) at Fixed Frame Mountings	BD20873/2	A/R	28. Chrome Finisher on Door Casings	BD20503	2
20. Rubber Seal, for front channel of Window Frames	BD19397/2	2	Clip, securing Chrome Finishers	BD11546	10
21. Glass Assembly, for Window in LH Door	BD15976	1	29. Sealing Rubber and Retainer Assembly, Lower, for LH "A" Post	BD25377	1
Glass Assembly, for Window in RH Door	BD15975	1	Sealing Rubber	BD25717	1
Square Nut, limiting downward movement of Glasses	BD5440/6	2	Sealing Rubber and Retainer Assembly, Lower, for RH "A" Post	BD25376	1
Screw, Set, securing Square Nuts	BD13819/1	2	Sealing Rubber	BD25716	1
Chrome Finisher Assembly at top of RH Door	BD16997	1	30. Sealing Rubber, Upper, for "A" Posts	BD21964/3	2
Outer Seal, for Door Glass	BD16700	1	31. Sealing Rubber, for Door Sills	BD24789	2
Clip, securing Outer Seal	BD10413	7	32. Sealing Rubber, for Body Shut Pillars, RH	BD25898	1
22. Chrome Finisher Assembly at top of LH Door	BD16998	1	Sealing Rubber, for Body Shut Pillars, LH	BD25899	1
Outer Seal, for Door Glass	BD16700	1	33. Striker for LH Door Lock	BD19295	1
Clip, securing Outer Seal	BD10413	7	Striker for RH Door Lock (Wb.3/8994)	BD19296	1
Screw, Self-Tapping, securing Chrome Finishers	BD540/9	4	Screw, Set, Securing Strikers	BD17821/7	6
Chrome Finisher Assembly at top of RH Door	BD21333	1	Shakeproof Shim, under Strikers	BD19297	2
Outer Seal, for Door Glass	BD16700	1	Shim, Packing Strikers (20 SWG)	BD19298	A/R
Clip, securing Outer Seal	BD10413	7	34. Chrome Finisher at edge of Door Sills	BD19129	2
			35. Clip, Securing Finishers	BD16794	14
			36. Lock Barrel Set - DHC	SBS9085DHC	1

BOOT FITTINGS: OTS

S1 3.8 OTS



1. Lock Assembly for Boot Lid	BD15898	1	7. Rubber Tube for Boot Lid	BD18055/1	1
Screw, Set, securing Lock to Bracket	UFS319/4H	4	Drain Tube for Boot Lid Aperture	BD659/K	1
Washer, Shakeproof, on Setscrews	C723/A	4	Rubber Buffer cushioning Petrol Filler Lid	BD22536	2
Washer, Plain, under Shakeproof Washers	AW102/T	4	Cover Plate, in Boot Floor Top Panel, over Rear Suspension Unit	BD18492	1
Nut, securing Lock	UFN119/L	2	Rubber Seal, under Cover Plate	BD18493	1
2. Bracket, for mounting of Boot Lid Lock	BD16202	1	Screw, Self-Tapping, securing Cover Plate	BD8691/6	7
Nut, securing Bracket	UFN119/L	4	8. Spring Latch, in Top Panel, for Boot RH Floorboard Fixing	BD19053	1
Washer, Shakeproof, under Nuts	C723/A	4	Pop Rivet, securing Spring Latch	BD1814/1	2
Washer, Plain, under Shakeproof Washers	AW102/T	4	9. RH Floorboard Assembly, in Boot	U1058	1
3. Control Cable Assembly for release of Boot Lid Lock	BD15899	1	Stud, For Floorboard Fixing	BD10958	1
4. Clamp, for Outer Cable	BD16213	1	Tee Nut, receiving Stud	BD9909/5	1
Screw, Set, securing Outer Cable to Clamp	UFS119/3R	1	Washer, Shakeproof, under Nut	C723	1
Nut, securing Clamp to Bracket	UFN119/L	1	Spring Clip, on Number Plate Panel, retaining RH Floorboard	BD19054	1
Washer, Shakeproof, under Nut	C723/A	1	Pop Rivet, securing Spring Clip	BD1814/1	3
Clip, for Outer Cable	C18461	1	10. LH Floorboard Assembly, in Boot	U1058	1
5. Striker for Boot Lid Lock	BD15489	1	Screw, Set, securing LH Floorboard	BD19059/2	2
Screw, Set, securing Striker to Boot Lid	BD8291/1	4	Cup Washer, on Setscrews	BD18545	2
Washer, Shakeproof, on Setscrews	C724	4	Screw, Self-Tapping, securing LH Floorboard	BD20641/2	1
Washer, Plain, under Shakeproof Washers	FW104/T	4	Washer, Special, on Self-Tapping Screw	BD541/34	1
Shim (.036" Thick) for Striker	BD11321	A/R	Rubber Buffer, in Support Strip	BD4321	3
6. Jaguar Motif on Boot Lid	BD17726	1			
Spire Nut, securing Motif	BD10735	3			
Rubber Washer, under Spire Nuts	BD15293	3			

11. Spare Wheel Clamp Assembly	BD11007/1	1
Handle, Operating Spare Wheel Clamp	BD10637	1
Screw	BD11008/1	1
Plate, on Screw, Holding Spare Wheel	BD10639	1
Mills Pin, securing Handle to Screw	C704/1	1
Clip, on Boot Floor, carrying Jack Handle	BD3438	2
Self-Tapping Screw, securing Clip	BD711/8	2
Drain Tube for Petrol Filler Box (20" Long)	BD659/9	1
Clip, securing Drain Tube	C2905/2	2
12. Trim Board on Boot Forward Bulkhead	BD19637	1
13. Trim Board at RH Side of Boot	BD19394	1
14. Trim Board at LH Side of Boot	BD19395	1
Screw, Self-Tapping, securing Side Trim Boards	BD539/4	8
Cup Washer, on Self-Tapping Screws	BD532/1	8
Mat Assembly on Boot Floor	BD20335	1
Button, for fixing of Mat to Boot Floor	BD1286/1	4
Socket, securing Buttons to Mat	BD1286/2	4
Stud, receiving Buttons	BD1286/3	4
Screw, Self-Tapping, securing Studs to Boot Floor	BD540/1	4
15. Chrome Beading at RH side of Rear Number Plate	BD19092/1	1
16. Chrome Beading at LH side of Rear Number Plate	BD19092/2	1
17. Joint Piece For Beadings	BD24183	1
Screw, Self-Tapping, securing Joint Piece	BD711/6	1

**CHASSIS NO. 850001 TO 850655.
875001 TO 879023.**

18. Seal Assembly at Front of RH Rear Wheel Arch	BD15891	1
19. Seal Assembly at Front of LH Rear Wheel Arch	BD15892	1
Rubber Strip, on Seals	BD15893	2
20. Seal Assembly at Rear of RH Rear Wheel Arch	BD15894	1
21. Seal Assembly at Rear of LH Rear Wheel Arch	BD15895	1
Rubber Strip, on Seals	BD15896	2
Pop Rivet, securing Wheel Arch Seals to Body	BD1814/2	16

**CHASSIS NO. 850656 AND SUBS.
879024 AND SUBS.**

Sealing Plate at front of RH Rear Wheel Arch	BD25200	1
Sealing Plate at front of LH Rear Wheel Arch	BD25201	1
Sealing Plate at rear of RH Rear Wheel Arch	BD25198	1
Sealing Plate at rear of LH Rear Wheel Arch	BD25199	1
Sealing Plate, Upper, for RH Rear Wheel Arch	BD25363	1
Sealing Plate, Upper, for LH Rear Wheel Arch	BD25364	1
Pop Rivet, securing Sealing Plates	BD11712/1	22



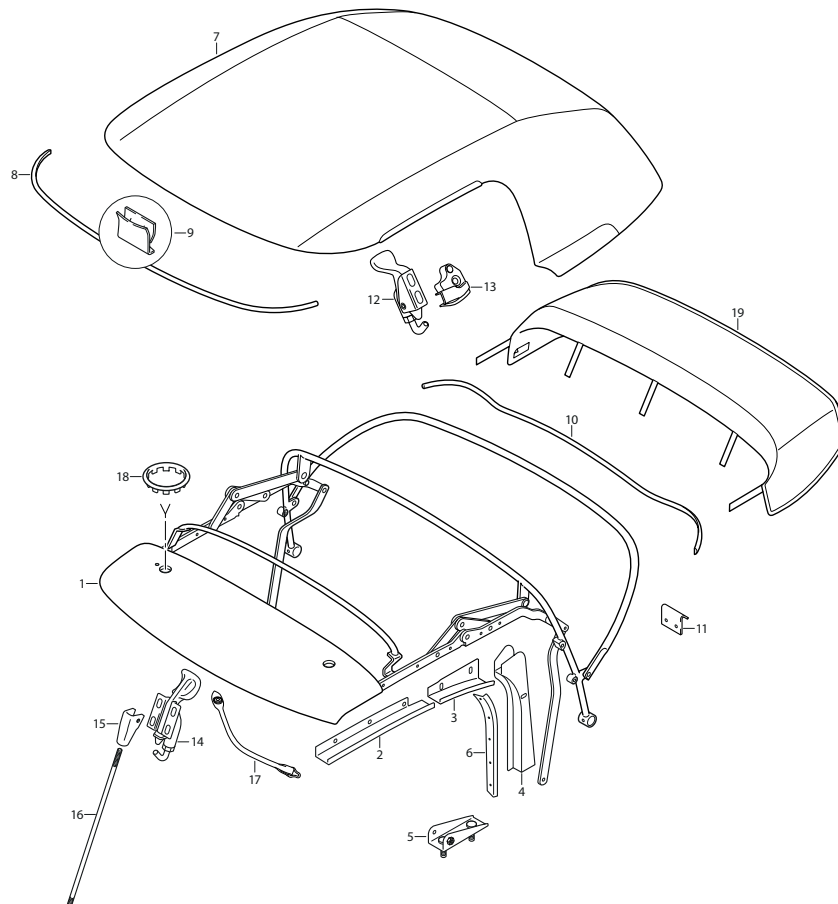
CONVERTIBLE TOP: OTS

1. Hood Sticks Assembly	BD19464	1	7. Hood Cloth Assembly, complete	BD20582	1
Stop Stud, on No. 2 Links	BD19492	2	Socket, on Hood Cloth, for		
Locknut, on Stop Studs	UFN225/L	2	"Lift The Dot" Fasteners	BD568/1	2
Pivot Bolt, securing No. 1 Link			Clinch Plate, securing Sockets to Hood Cloth	BD568/2	2
to No. 2 Link	BD20359	2	Tacking Strip, RH, for Hood Cloth Fixing	BD20141	1
Dome Nut, on Pivot Bolts	BD19259	2	Tacking Strip, LH, for Hood Cloth Fixing	BD20140	1
Pivot Bolt, joining No. 3 Link To Main Stick	BD19193	2	Tacking Strip, Centre, for Hood Cloth Fixing	BD20142	1
Pivot Bolt, joining No. 6 Link To Main Stick	BD21193	2	Screw, Self-Tapping, securing Tacking Strips	DA404/8C	14
Washer, Brass, on Pivot Bolts	BD541/22	2	Fillet (Hardwood) for Tonneau Side, RH Inner	BD20460	1
Washer, Brass, on Pivot Bolts	BD541/23	6	Fillet (Hardwood) for Tonneau Side, LH Inner	BD20461	1
Bolt, Securing No. 1 Link to Canopy Panel	BD19302	4	Screw, Self-Tapping, securing Fillets	DA506/12C	6
Washer, Shakeproof, on Bolts	C724	4	8. Chrome Beading at forward edge of		
Washer, Special, under Shakeproof Washers	BD541/32	4	Canopy Panel	BD20099	1
2. Cantrail Channel, LH Front	BD19249	1	9. Clip, securing Chrome Beading to		
Cantrail Channel, RH Front	BD19250	1	Canopy Panel	BD16794	20
3. Cantrail Channel, LH Rear	BD19249/1	1	Seal (Rubber) for Canopy Panel		
Cantrail Channel, RH Rear	BD19250/1	1	to top of Windscreen (55" Long)	BD17413	1
Screw, Set, securing Cantrail			Seal (Rubber) on Cantrail and Hood		
Channels to Hood Stick Links	UFS519/4H	10	Pillar, for RH Door Glass	BD21799	1
Nut, on Setscrews	UFN119/L	10	Seal (Rubber) on Cantrail and Hood		
Washer, Shakeproof, under Nuts	C723/A	10	Pillar, for LH Door Glass	BD21800	1
Washer, Special, on Setscrews	BD541/28	10	Retainer Assembly, on RH Front Cantrail	BD19255	1
Washer, Plain, on Setscrews	AW102/T	4	Retainer Assembly, on LH Front Cantrail	BD19254	1
4. Main Head Pillar Assembly, LH	BD19367	1	Retainer Assembly, on RH Rear Cantrail	BD19257	1
Main Head Pillar Assembly, RH	BD19368	1	Retainer Assembly, on LH Rear Cantrail	BD19256	1
Screw, Set, securing Main Head			Pop Rivet, securing Retainers	BD1814/2	14
Pillars to Main Stick	UCS513/4H	4	10. Chrome Beading on Tonneau	BD28275	1
Cup Washer, on Setscrews	BD532/1	4	Screw, Self-Tapping, securing		
Screw, Set, securing Main Head			Chrome Beading	DAC604/10C	8
Pillars to Main Stick	UFS419/3H	4	Screw, Self-Tapping, securing		
Washer, Shakeproof, on Setscrews	C723/A	4	Chrome Beading	DAC604/14C	2
Washer, Plain, under Shakeproof Washers	AW102/T	4	Hood Piping (P.V.C.) under Chrome		
5. LH Pivot Bracket Assembly for Main Stick	BD19458	1	Beading (70" Long)	BD18288	1
RH Pivot Bracket Assembly for Main Stick	BD20657	1	11. Hook Plate, under Tonneau Beading,		
Nut, securing Pivot Brackets to Wheel Arches	UFN131/L	4	for fixing of Hood Envelope	BD20658	4
Washer, Shakeproof, under Nuts	C725	4	Screw, Self-Tapping, securing Hook Plates	DAC504/8C	8
Washer, Plain, under Shakeproof Washers	FW105/T	4	12. Outer Toggle Clamp Assembly,		
Shim, For Adjustment of Pivot Brackets	BD23469	A/R	securing Hood when Raised	BD15907	2
Bolt, Special, pivoting Main Sticks	BD19160	2	Hook only, for Toggle Clamp	BD15912	2
Bolt, Special, securing Control Link To Body	BD19393	2	Locknut, for Hook	BD20892	2
Washer, Brass, on Special Bolts	BD541/30	8	Screw, Set, securing Toggle Clamps		
6. Chrome Drip Moulding on			to Canopy Rail	BD17546/2	4
LH Main Head Pillar	BD19293	1	Washer, Shakeproof, on Setscrews	C274	4
Chrome Drip Moulding on RH			Washer, Special, under Shakeproof Washers	BD451/32	4
Main Head Pillar	BD19294	1	Anti-Rattle Tube (Rubber) for		
Screw, Self-Tapping, securing Drip Mouldings	DAJ404/8C	12	Toggle Clamps (1" Long)	BD23581/1	2
			Anti-Rattle Tube (Rubber)		
			for Toggle Clamps (1 1/4" Long)	BD23581/2	2

CONVERTIBLE TOP: OTS

13. Chrome Capping and Socket, at top of LH Windscreen Pillar, Receiving Outer Toggle Hook	BD15509	1	16. Stabilizer Rod between Chrome Socket and Bracket on Dash	BD19517	1
Chrome Capping and Socket, at top of RH Windscreen Pillar, Receiving Outer Toggle Hook	BD15508	1	Nut, Locking Stabilizer Rod to Bracket	UFN225/L	1
Screw, Set, securing Cappings to side of Windscreen Pillars	BD15534/3	2	Washer, Shakeproof, under Nut	C724	1
Screw, Set, securing Cappings to top of Windscreen Pillars	BD16940/2	2	17. Bracket Assembly, on Dash, receiving lower end of Stabilizer Rod	BD24544	1
14. Centre Toggle Clamp Assembly, securing Hood when raised	BD19515	1	Screw, Set, securing Bracket to Dash	UFS119/5R	2
Hook only, for Toggle Clamp	BD15912	1	Nut, on Setscrews	UFN119/L	2
Locknut, for Hook	BD20892	1	Washer, Spring, under Nuts	AG102/X	2
Screw, Set, securing Toggle Clamp to Canopy Rail	BD13713/4	2	Washer, Plain, on Setscrews	AW102/T	4
Screw, Set, securing Toggle Clamp to Canopy Rail	BD13713/6	2	18. Interior Mirror Assembly	C17757	1
Washer, Special, on Setscrews	BD541/27	4	Mounting Boss, for Interior Mirror	C17757/1	1
Anti-Rattle Tube (Rubber) for Toggle Clamp (1" Long)	BD23581/1	1	Mirror Head	C17757/2	1
Anti-Rattle Tube (Rubber) for Toggle Clamp (1 1/4" Long)	BD23581/2	1	19. Strap Assembly, on Canopy Rail, fixing Hood when folded	BD20660	2
15. Chrome Socket, at top of Windscreen, receiving Centre Toggle Hook	BD20857	1	Socket, on Straps, for "Lift The Dot" Fasteners	BD20674	2
Screw, Set (Wedgelock) securing Socket to Windscreen Top Finisher	BD20861/1	2	Clinch Plate, securing Sockets to Straps	BD568/2	2
			20. Chrome Bezel, in Canopy Panel, for Straps	BD20659	2
			Screw, Set, securing Straps to Canopy Rail	BD13713/7	2
			Washer, on Setscrews	C2017/2	2
			Spacer, on Setscrews	BD20781	2
			"Lift The Dot" Stud, securing end of Straps when not in use	BD1750	2

S1 3.8 OTS



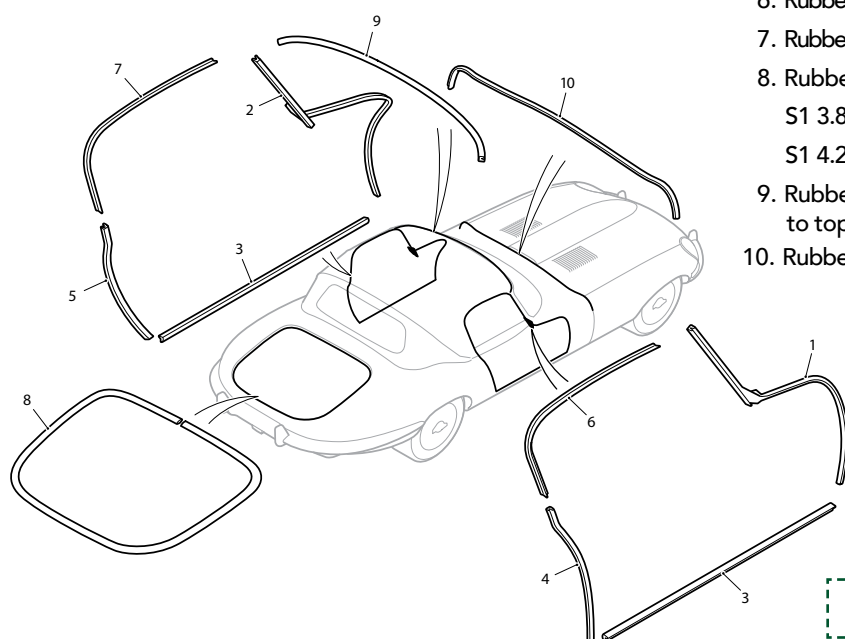
CONVERTIBLE TOP: OTS

(CONTINUED FROM PAGE 241)

21. Envelope Assembly, enclosing Hood when folded	BD27669	1
Socket, on Envelope, for "Lift The Dot" Fasteners	BD568/1	3
Clinch Plate, securing Sockets	BD568/2	3
Tenax Fastener Assembly, fixing Hood Envelope	BD3822	2
Stud, on Rear Bulkhead, for "Lift The Dot" Fasteners	BD4076	2
Nut, securing Studs	AN102/L	2
Washer, Shakeproof, under Nuts	C723	2
RH Mounting Bracket Assembly for Detachable Hardtop	BD23760	1
Tenax Stud, fixing Hood Envelope	BD23608	1
Washer, Shakeproof, on Stud	C723/A	1

22. LH Mounting Bracket Assembly for Detachable Hardtop BD23761		1
Tenax Stud, fixing Hood Envelope	BD23608	1
Washer, Shakeproof, on Stud	C723/A	1
Screw, Set (Countersunk Head) securing Mounting Brackets to Shut Pillars	BD23762	2
Screw, Set (Cheese Head) securing Mounting Brackets to Shut Pillars	BD20092/2	2
Washer, Shakeproof, on Setscrews	C723/A	2
Washer, Special, under Shakeproof Washers	C3562	2
Tenax Fastener Assembly, complete	BD3822	2
Button only ("Tenax No. 31)	BD3822/1	2
Nut, securing Buttons ("Tenax" No. 32)	BD3822/2	2
Stud, receiving Buttons	BD23608	2
Washer, Shakeproof, on Studs	C723/A	2
Hood Frame Bolt Set	SBS9069	1
Pillar Capping Screw Set	SBS9297	1

RUBBER SEALS: OTS

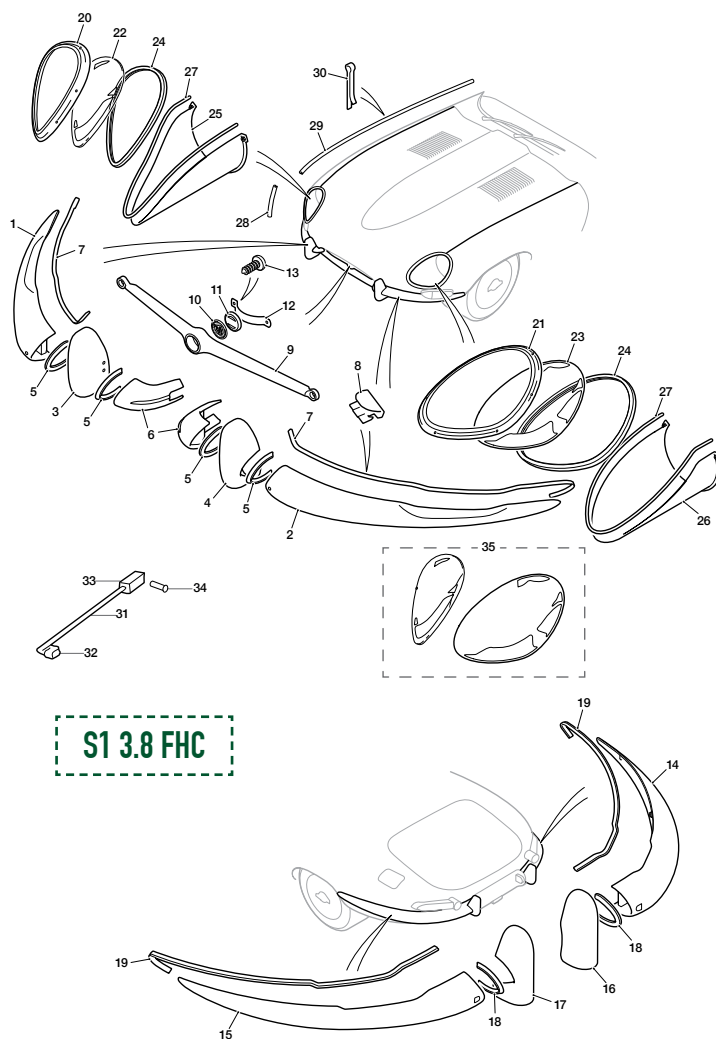


1. Rubber Seal, for RH 'A' Post	BD25716	1
2. Rubber Seal, for LH 'A' Post	BD25717	1
3. Rubber Seal, for Door Sills	BD24789	2
4. Rubber Seal, for RH Door Shut Pillar	BD25898	1
5. Rubber Seal, for LH Door Shut Pillar	BD25899	1
6. Rubber Seal, on RH Cantrail and Hood Pillar	BD21800	1
7. Rubber Seal, on LH Cantrail and Hood Pillar	BD21800	1
8. Rubber Seal, for Boot Lid		
S1 3.8 on Boot Lid	BD18055/1	1
S1 4.2 & S2 on Body	BD33417/1	1
9. Rubber Seal, for Canopy Rail to top of Windscreen	BD37782/1	1
10. Rubber Seal, for rear edge of Bonnet	BD20903/1	1



FRONT & REAR BUMPERS: FHC

1. RH Front Bumper	BD15533	1
2. LH Front Bumper	BD15532	1
3. Over Rider Assembly, on RH Front Bumper	BD19111	1
4. Over Rider Assembly, on LH Front Bumper	BD19112	1
5. Beading, Between Over Rider and Front Bumpers	209K	1
Nut, Securing Over Rider to Front Bumpers	UFN137/L	2
Washer, Spring, under Nuts	FG106/X	2
Washer, Plain, under Spring Washers	FW106/T	2
6. Extension Assembly, for fixing of Motif Bar	BD19113	2
Screw, Set, securing Extension Bracket to Over Riders	UFS125/6R	4
Washer, Shakeproof, on Setscrews	C724	4
Washer, Plain, under Shakeproof Washers	FW104/T	4
Distance Piece, on Setscrews	BD19119	4
Screw, Set, securing Front Bumpers to Bonnet	UFS137/10R	4
Washer, Spring, on Setscrews	FG106/X	4
Washer, Plain, under Spring Washers	C410	4
Spacer, on Setscrews, at Side Fixings	BD20893	2
Spacer, on Setscrews, at Front Fixings	BD20663	2
7. Rubber Seal, between Front Bumpers and Bonnet	BD18947/2	2
8. Clip, securing Seal	BD10313	2
9. Motif Bar in Air Intake Aperture	BD17700	1
10. Motif	C16336	1
11. Backing Piece, behind Motif	BD19033	1
12. Spring Clip, retaining Motif	BD19034	1
13. Screw, Self-Tapping, securing Spring Clip	BD11501	2
Screw, Set, securing Motif Bar	UFS125/5R	2
Washer, Spring, on Setscrews	FG104/X	2
14. RH Rear Bumper	BD15887	1
15. LH Rear Bumper	BD15888	1
16. Over Rider Assembly, for RH Rear Bumper	BD19135	1
17. Over Rider Assembly, for LH Rear Bumper	BD19136	1
Nut, securing Over Rider to Rear Bumpers	UFN137/L	2
Washer, Spring, Under Nuts	FG106/X	2
Washer, Plain, under Spring Washers	FW106/T	2
18. Beading, between Over Rider and Rear Bumpers	BD19149	4
Screw, Set, securing Rear Bumpers to Body	UFS131/6R	2
Washer, Spring, on Setscrews	FG105/X	2
Washer, Plain, under Spring Washers	FW105/T	2
Screw, Set, securing Rear Bumpers to Body	UFS137/10R	2
Nut, securing Rear Bumpers to Body	UFN137/L	2
Washer, Spring, on Setscrews and under Nuts	FG106/X	4
Washer, Plain, under Spring Washers	FW106/T	4
Nylon Spacer, at Rear Bumper Mountings	BD20893	4



19. Rubber Seal, between Rear Bumpers and Body	BD18947/1	2
20. Chrome Finisher Assembly around RH Headlamp Aperture	BD16789	1
21. Chrome Finisher Assembly around LH Headlamp Aperture	BD16790	1
22. Glass in RH Headlamp Aperture	BD16786	1
23. Glass in LH Headlamp Aperture	BD16787	1
24. Rubber Seal around Headlamp Glasses	BD26672/3	2
Screw, Self-Tapping, securing Finishers and Headlamp Glasses To Bonnet	BD19013/2	12
Spire Nut, on Self-Tapping Screws	BD8633/5	12
Screw, Set, securing Finishers and Headlamp Glasses to Bonnet		
Slotted Countersunk (Early Cars)	BD22780/4	12
Pozi Drive Raised Countersunk (Later Cars)	BD26675/4	12
25. Finishing Panel Assembly in RH Headlamp Recess	BD17651	1
26. Finishing Panel Assembly in LH Headlamp Recess	BD17652	1

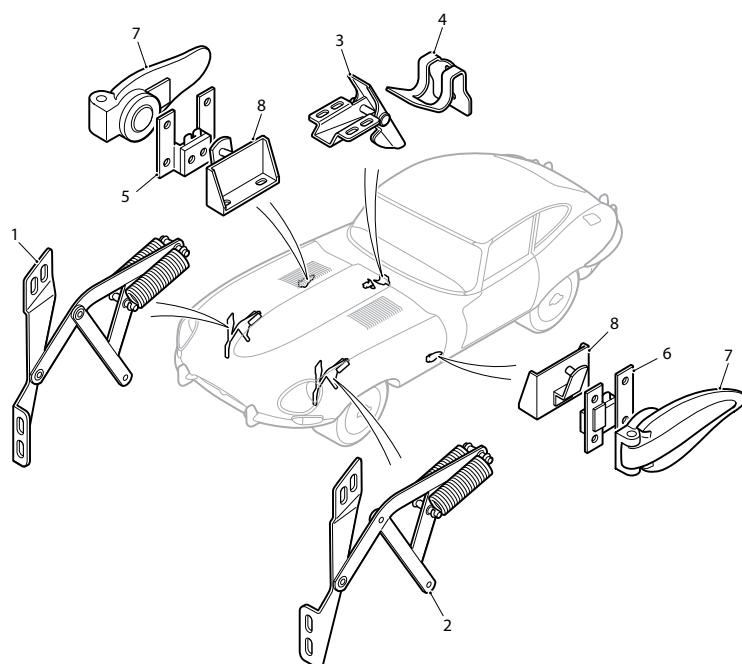
FRONT & REAR BUMPERS: FHC

27. Rubber Seal, for Panels	BD20543/1	2
Screw, Set, securing Panels to Headlamp Diaphragms	UFS119/6R	2
Screw, Set, securing Panels to Headlamp Diaphragms	UFS119/8R	4
Washer, Spring, on Setscrews	AG102/X	6
Washer, Plain under Spring Washers	AW102/T	6
Nut, on Setscrews	UFN119/L	6
Distance Piece, for Panels	C1094	A/R
28. Chrome Beading, forward of Headlamp Apertures	BD19029/2	2
29. Chrome Beading, at rear of Headlamp Apertures	BD19029/1	2
30. Brass Clip, securing Chrome Beads	BD19030	22
Pivoted Carrier Bracket Assembly for Front Number Plate	BD20934	1
Nut, securing Carrier Bracket to Bonnet Front Under Panel	UFN125/L	2
Washer, Shakeproof, under Nuts	C724	2
Packing Block (Aluminium) at Carrier Bracket Fixings	BD20939	2
31. Control Rod, operating Carrier Bracket Pivot when Bonnet is moved	BD20936	1
32. Clip, Securing Control Rod To Carrier Bracket	C13806	1
Grommet, in Bonnet Front Under Panel, for Control Rod	C4548	1
33. Fork End for Connection of Control Rod to Bracket on Front Sub-Frame	BD20937	1
Nut, locking Fork End to Control Rod	UFN125/L	1
34. Clevis Pin, securing Fork End to Bracket on Front Sub-Frame	J103/105	1
Split Pin, retaining Clevis Pin	L102/4U	1
Washer, Plain, behind Split Pin	AW102/T	1
Rubber Plug sealing redundant Aperture in Bonnet Front Under Panel	BD20989	1
35. Perspex Covers Headlamp Apertures - Pair		
Standard	BD16786/7P	1
Lightweight	BD16786/7PLWE	1

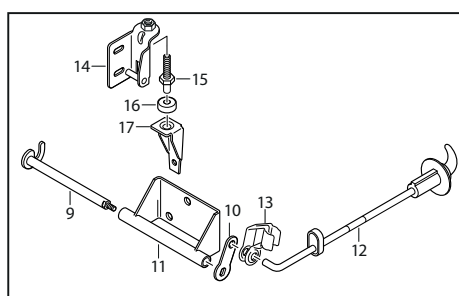
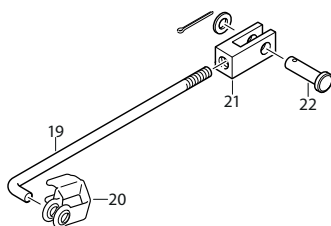


**BD19111 / BD19112
OVER-RIDERS**
See page 229 for full details

BONNET LOCKS: FHC



S1 3.8 FHC



1. Bonnet Balance Link Assembly, RH	BD20016	1	3. Bonnet Safety Catch Assembly	BD20315	1
2. Bonnet Balance Link Assembly, LH	BD20017	1	Spring, on Safety Catch	BD20318	1
Spring, on Bonnet Balance Links	BD19972	4	Clevis Pin, through Safety Catch	J103/155	1
Brass Washer, at each side of spring "eyes"	BD20013/4	16	Split Pin, retaining Clevis Pin	L102/4U	1
Split Pin, retaining Springs	L102/6U	8	Special Washer, behind Split Pin	BD541/28	1
Screw, Set, securing Balance Links to Bonnet	BD8291/2	8	Tapped Plate, for fixing of Safety Catch	BD20319	1
Washer, Shakeproof, on Setscrews	C724	8	Screw, Set, securing Safety Catch to Bonnet	UFS419/3H	4
Special Washer, under Shakeproof Washers	BD541/20	8	Washer, Shakeproof, on Setscrews	C723/A	4
Bolt (Shouldered) securing Balance Links to Front Frame	BD19736	2	4. Bracket, Receiving Safety Catch	BD20320	1
Brass Washer, on Bolts	BD20013/1	2	Screw, Set, securing Bracket to Scuttle	BD18307/3	2
Brass Washer, on Bolts	BD20013/2	2	Washer, Shakeproof, on Setscrews	C724	2
Nut, Self-Locking, on Bolts	C8667/1	2			

EXTERNAL BONNET LOCKS - CHASSIS NO. 860001 TO 860004. 885001 TO 885020.

5. Lock Assembly at RH side of Bonnet	BD16015	1
6. Lock Assembly at LH side of Bonnet	BD16016	1
Screw, Set, securing Locks to Bonnet	UCS419/4H	8
Washer, Spring, on Setscrews	AG102/X	8
7. Escutcheon For Bonnet Locks	BD2551	2
Screw, Self-Tapping, securing Escutcheons	BD540/9	4
8. Bracket Assembly engaging Bonnet Locks	BD16012	2
Screw, Set, securing Brackets to Body	UFS119/6R	4
Washer, Shakeproof, on Setscrews	C723/A	4
Washer, Plain, under Shakeproof Washers	AW102/T	4
Shim, under Brackets	BD16013	A/R

INTERNAL BONNET LOCKS - CHASSIS NO. 860005 AND SUBS. 885021 AND SUBS.

9. RH Locking Hook Assembly for Bonnet	BD19890	1
LH Locking Hook Assembly for Bonnet	BD19891	1
10. Lever, on Locking Hook Shafts	BD19894	2
Nut, securing Levers to Shafts	C8737/1	2
11. Bracket Assembly, mounting Locking Hooks	BD19883	2
Screw, Set, securing Brackets to Dash	BD18307/2	6
Washer, Shakeproof, on Setscrews	C724	6
12. Handle and Rod Assembly for RH Locking Hook	BD19977	1
Handle and Rod Assembly for LH Locking Hook	BD19978	1
Handle only	BD19903	2
Escutcheon	BD19904	2
Neoprene Seal, on Rods	BD19895	2
Screw, Self-Tapping, securing Escutcheons to Body	BD19013/2	4
Speed Nut, on Self-Tapping Screws	BD8633/8	4
13. Linkage Clip, securing Operating Rods to Locking Hooks	C13806	2

14. Bracket Assembly, on Bonnet Side Panel, engaging RH Hook	BD19905	1
Bracket Assembly, on Bonnet Side Panel, engaging LH Hook	BD19906	1
Screw, Set, securing Brackets to Bonnet	BD18307/2	4
Washer, Shakeproof, on Setscrews	C724	4
Special Washer, under Shakeproof Washers	BD541/6	4
15. Locating Peg, on Brackets	BD19896	2
Nut, securing Locating Pegs	UFN231/L	4
16. Rubber Buffer, on Locating Pegs	BD19936	2
17. Bracket, receiving Locating Pegs	BD19917	2
18. Gasket, under Locating Brackets	BD25649	2
Screw, Set, securing Brackets to Dash	BD8291/2	4
Washer, Shakeproof, on Setscrews	C724	4
Rubber Plug sealing Aperture in Bonnet Front Under Panel	BD20989	1
Pivoted Carrier Bracket Assembly for Front Number Plate	BD20934	1
Nut, securing Carrier Bracket to Bonnet Front Under Panel	UFN125/L	2
Washer, Shakeproof, under Nuts	C724	2
Packing Block (Aluminium) at Carrier Bracket fixings	BD20939	2
19. Control Rod, operating Carrier Bracket Pivot when Bonnet is moved	BD20936	1
20. Clip, securing Control Rod to Carrier Bracket	C13806	1
Grommet, in Bonnet Front Under Panel, for Control Rod	C4548	1
21. Fork End for Connection of Control Rod to Bracket on Front Sub-Frame	BD20937	1
Nut, locking Fork End to Control Rod	UFN125/L	1
22. Clevis Pin, securing Fork End to Bracket on Front Sub-Frame	J103/105	1
Split Pin, retaining Clevis Pin	L102/4U	1
Washer, Plain, behind Split Pin	AW102/T	1

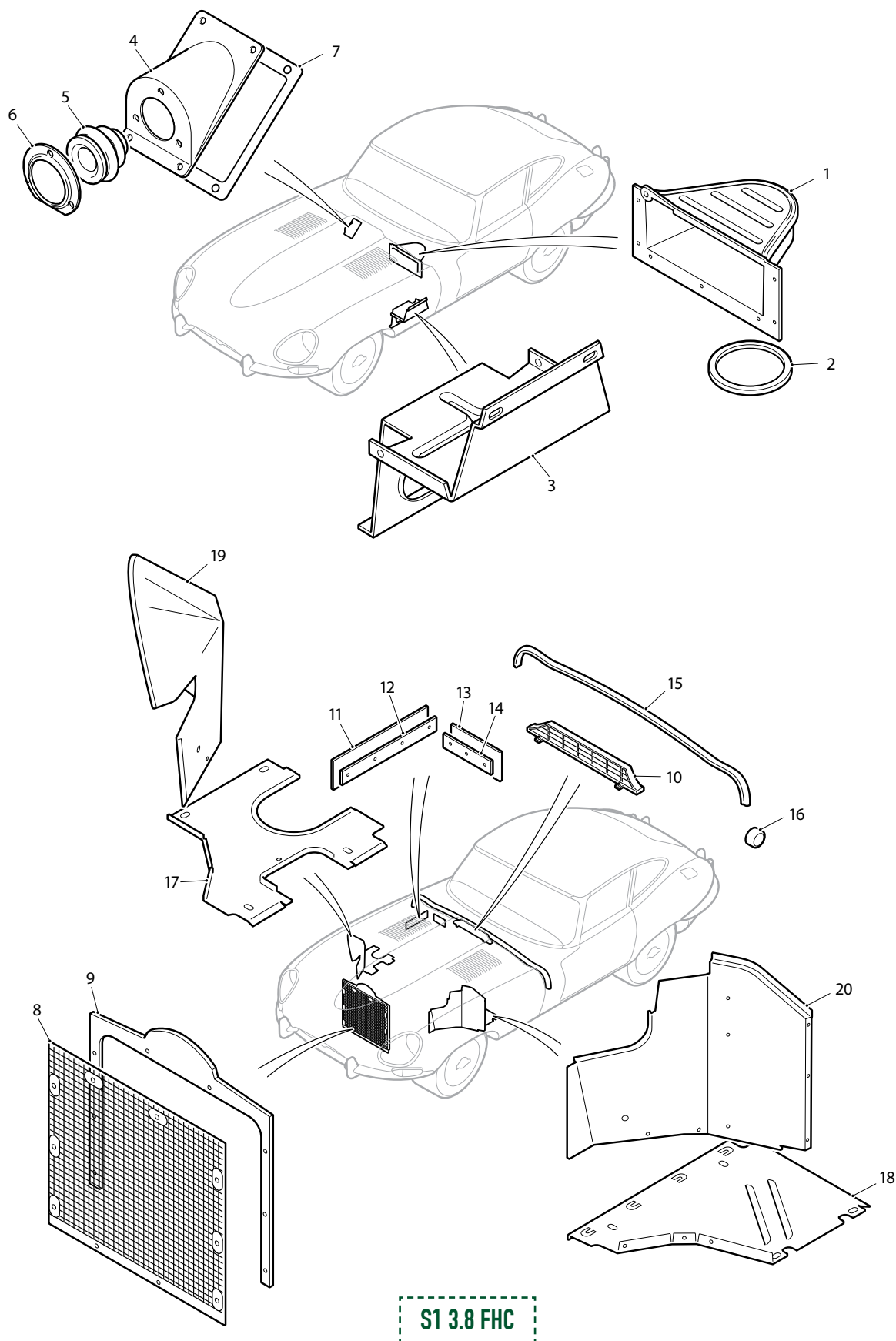


MADE IN-HOUSE BY SNG BARRATT

BONNET BALANCE LINKS
BD20016 / BD20017

See page 229 for full details

BONNET FITTINGS: FHC



S1 3.8 FHC

BONNET FITTINGS: FHC

1. Extension Assembly, at rear of LH Bonnet Duct, for Heater Air Intake	BD19730	1	13. Rubber Seal, between Bonnet LH Rear Diaphragm and Frame Side Member (3/32" x 1 3/4" x 4")	BD20816/2	1
2. Rubber Seal, for Air Intake Extension Screw, Self-Tapping, securing Extension to Bonnet	BD23657	1	14. Fixing Strip, for Rubber Seal Pop Rivet, securing Fixing Strips	BD20736	1
Washer, Spring, on Self-Tapping Screws	BD16839/3	6	15. Rest Rubber for rear edge of Bonnet	BD1814/2	8
Special Washer, under Spring Washers	FG104/X	6	16. Rubber Buffer, cushioning Bonnet sides in closed position	BD20903/1	1
3. Carrier Bracket, for Battery Tray	BD542/3	6	Chassis No. 860001 to 860004.		
Screw, Set, securing Carrier Bracket to LH Sill	BD15165	1	885001 to 885020.	BD10224	2
Washer, Spring, on Setscrews	UFS125/4R	5	Screw, Set, securing Rubber Buffers to Dash		
Washer, Plain, under Spring Washers	FG104/X	5	Chassis No. 860001 to 860004.		
Nut, on Setscrews UFN125/L	FW104/T	5	885001 to 885020.	UFS131/8R	2
4. Seal Housing for Lower Steering Column through Dash			Nut, on Setscrews		
5. Sealing Ring	BD19714	1	Chassis No. 860001 to 860004.		
Chassis No. 860001 to 860646.	BD20589	1	885001 to 885020.	UFN231/L	2
Chassis No. 860647 and subs.	C20488	1	17. RH Undershield for Front Frame	BD20048	1
6. Retainer, for Sealing Ring	BD19710	1	18. LH Undershield for Front Frame	BD20047	1
Screw, Self-Tapping, securing Retainer	BD19716/1	3	Bracket, for fixing of Undershields to Front Frame	BD20049	4
7. Gasket, under Steering Column Seal	BD19707	1	Screw, Set, securing Brackets and Undershields to Front Frame	UFS125/4R	4
Screw, Set, securing Seal to Dash	UFS125/5R	4	Nut, on Setscrews	UFN125/L	4
Nut, on Setscrews	UFN125/L	4	Washer, Shakeproof, under Nuts	C724	4
Washer, Shakeproof, under Nuts	C724	4	Washer, Plain, under Shakeproof Washers	FW104/T	4
Washer, Plain, on Setscrews	FW104/T	4	Spire Nut, for fixing of Undershields to Sills and Mudshields	BD8633/6	8
8. Stone Guard Assembly at rear of Bonnet Air Intake Aperture	BD20093	1	Screw, Self-Tapping, securing Undershields to Sills and Mudshields	BD8691/1	8
Screw, Set, securing Stone Guard to Bonnet	BD20150/3	8	Washer, Plain, on Self-Tapping Screws	AW102/T	8
Washer, Shakeproof, on Setscrews	C723/A	8	Seal (Canvas/Rubber) for LH Front Frame Undershield	BD25541	1
Special Washer, under Shakeproof Washers, at side fixings	BD541/34	6	19. RH Mudshield Assembly	BD19522	1
Washer, Shakeproof, under Nuts	C724	4	Bracket, upper, for fixing of RH Mudshield	BD20425	1
Bracket, for lower fixing of Stone Guard	BD20579	2	Bracket, lower, for fixing of RH Mudshield	BD20426	1
Screw, Set, securing Brackets and Stone Guard	UFS125/4R	4	Pop Rivet, securing Mudshield	BD11712/2	2
Nut, on Setscrews	UFN125/L	4	Rubber Seal (27 1/2" long) for RH Mudshield	BD20434/1	1
Washer, Plain, under Shakeproof Washers at top fixings	AW102/T	2	Fixing Strip, securing Seal to RH Mudshield	SBS7276	1
Washer, Plain, under Shakeproof Washers	FW104/T	4	Fixing Strip, securing Seal to RH Sill	BD20427	1
9. Frame Assembly for fixing of Stone Guard	BD18710	1	Pop Rivet, securing Fixing Strips and Seal	BD1814/6	11
Felt Strip, at top of Frame (1/4" x 5/8" x 23")	BD19031	1	20. LH Mudshield Assembly	BD19521	1
Screw, Self-Tapping, securing Frame to Bonnet	BD16839/2	6	Bracket, for fixing of LH Mudshield	BD20426	1
Special Washer, on Self-Tapping Screws	BD542/3	6	Rubber Seal (14 3/4" long) for LH Mudshield	BD20434/2	1
10. Grille at rear of Bonnet	BD19178	1	Fixing Strip, securing Seal to LH Mudshield	BD20428	1
Thread Cutting Fix, securing Grille to Bonnet	BD17290	2	Fixing Strip, securing Seal to LH Sill	BD20427	1
Screw, Set, securing Grille to Bonnet	UFS419/4H	2	Pop Rivet, securing Fixing Strips and Seal	BD1814/6	8
Washer, Shakeproof, on Setscrews	C723/A	2	Screw, Set, securing Mudshields to Front Frame and Sills	UFS125/4R	10
11. Rubber Seal, between Bonnet LH Valance and Frame Side Member (3/32" x 1 3/4" x 9 1/2")	BD20816/1	1	Washer, Special, on Setscrews	BD541/20	1
12. Fixing Strip, for Rubber Seal	BD20735	1	Nut, on Setscrews	UFN125/L	10
			Washer, Shakeproof, under Nuts	C724	10

WINDSCREEN & FITTINGS: FHC

1. Windscreen Glass

Clear BD19360 1

Tinted BD19360/1 1

2. Rubber Seal, around Windscreen Glass BD20499 1

3. Rubber Insert, for Seal BD19359 1

4. Chrome Finisher, at bottom edge of Windscreen BD20562 1

5. Chrome Finisher, at top edge of Windscreen BD20563 1

6. Chrome Finisher, at RH side of Windscreen BD19561 1

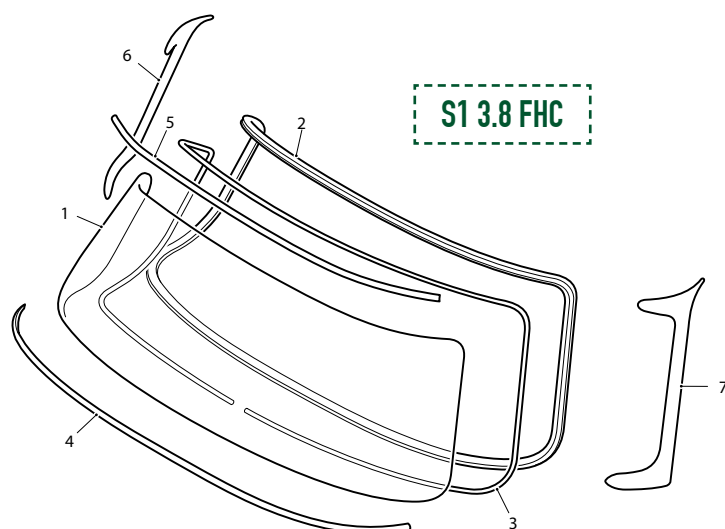
7. Chrome Finisher, at LH side of Windscreen BD19562 1

RH Sun Visor Assembly, Complete BD21365 1

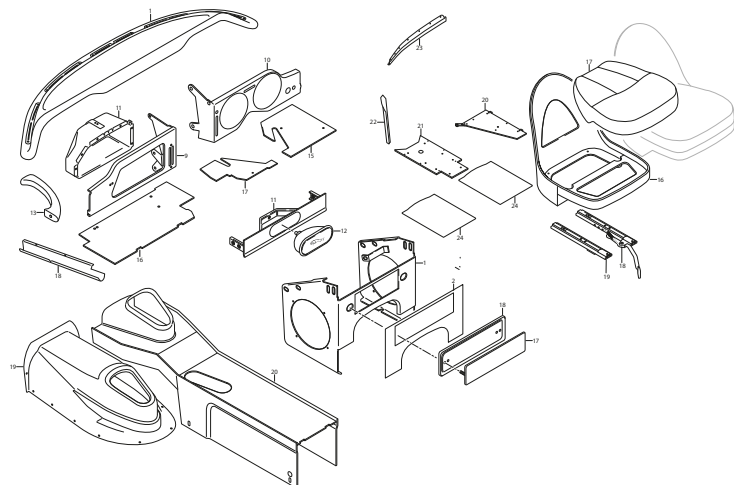
LH Sun Visor Assembly, Complete BD21366 1

Screw, Set, securing Sun Visors to Body BD13642/5 1

Licence Holder On Windscreen BD21181 1



INTERIOR PANELS & SEATS: FHC



S1 3.8 FHC

1. Screen Rail Facia	BD23832	1
Bezel, for centre Demister Slot	BD20632	1
Bezel, for intermediate Demister Slots	BD20591	2
Bezel, for outer Demister Slots	BD20592	2
Demister Vent Set	SBS2058	1
Screw, Self-Tapping, securing Bezels	BD539/22	10
Y Piece, for Air Duct Hoses	BD25214	1
Nut, securing Screen Rail Facia	UFN119/L	4
Washer, Shakeproof, under Nuts	C723/A	4
Washer, Plain, under Shakeproof Washers	AW102/T	4
Bracket, for RH outer fixing of Screen Rail Facia	BD21182	1
Bracket, for LH outer fixing of Screen Rail Facia	BD21183	1
Pop Rivet, securing Brackets to Dash	BD1814/2	4
Bracket, for RH inner fixing of Screen Rail Facia	BD20565	1
Bracket, for LH inner fixing of Screen Rail Facia	BD20566	1
2. LH Facia Panel Assembly		
RHD Cars	BD19643	1
LHD Cars	BD19645	1
Cubby Box in LH Facia	BD19699	1

SEE PAGE 234 FOR DASH ALLOY KIT - SBS9047

INTERIOR PANELS & SEATS: FHC

(CONTINUED FROM PAGE 250)

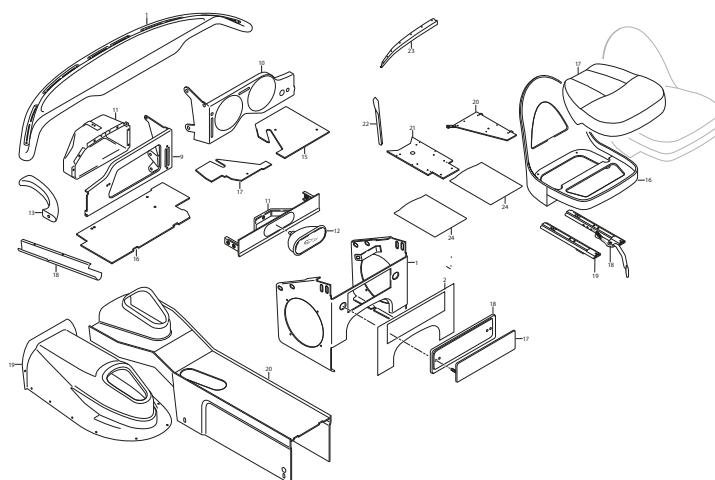
3. RH Facia Panel			9. Front Finisher Panel Assembly, above Gearbox Tunnel		
RHD Cars	BD19644	1	Chassis No. 860001 to 860912. 885001 to 887131.	BD20035	1
LHD Cars	BD19646	1	Chassis No. 860913 and subs. 887132 and subs.	BD23648	1
Cubby Box in RH Facia	BD19698	1	Face Panel, for Front Finisher		
Fixing Strip, securing Cubby Box at top	BD20605	1	Chassis No. 860001 to 860912. 885001 to 887131.	BD19967	1
Nut, securing Fixing Strip	UFN119/L	6	Chassis No. 860913 and subs. 887132 and subs.	BD23649	1
Washer, Shakeproof, under Nuts	C723/A	6	Grille Assembly in Loudspeaker Apertures	BD19984	2
Screw, Self-Tapping, securing Cubby Box at bottom	BD1229/16	6	Nut, securing Grilles to Front Finisher Panel	UCN113/L	8
Distance Piece, on Self-Tapping Screws	C1094	6	Washer, Shakeproof, under Nuts	C721	8
Spire Nut, on Self-Tapping Screws	BD20633/1	6	Washer, Plain, under Shakeproof Washers	AW104/T	8
Screw, Set, Pan Head, securing Facia Panels at centre	BD20861/1	4	Ash Tray and Panel Assembly	BD20409	1
Screw, Set, securing Facia Panels at centre	UFS119/3R	2	Tapped Plate, securing Ash Tray Panel to Front Finisher Panel	BD22669	2
Washer, Shakeproof, on Setscrews	C723/A	4	Screw, Set, securing Ash Tray Panel to Front Finisher Panel	BD13713/2	4
Washer, Plain, under Shakeproof Washers	AW102/T	6	Washer, Special, on Setscrews	C2017/1	4
Bracket, for fixing of LH Facia to Dash side	BD19241	1	Bracket Assembly, RH, for fixing of Front Finisher Panel	BD19050	1
Bracket, for fixing of RH Facia to Dash side	BD19242	1	Bracket Assembly, LH, for fixing of Front Finisher Panel	BD19049	1
Pop Rivet, securing Brackets	BD1814/2	4	Screw, Set, securing Brackets to Door	UFS419/4H	4
Nut, securing Facias to Brackets	UFN119/L	4	Washer, Shakeproof, on Setscrews	C723/A	4
Washer, Shakeproof, under Nuts	C723/A	4	Knob, securing Front Finisher Panel	BD17589	4
4. Grab Handle Assembly at side of Dash			Special Washer, behind Knobs	BD541/32	4
RHD Cars	BD20637	1	Ash Tray and Panel Assembly	BD20409	1
LHD Cars	BD20636	1		BD20403	1
Screw, Set, securing Grab Handle to Facia Panel	UCS119/3R	2	10. Panel Assembly	BD20410	1
Washer, Shakeproof, on Setscrews	C723/A	2	11. Ash Tray Assembly, complete	BD20412	1
Bracket, for fixing of Grab Handle to Dash Side	BD20640	1	Motif only, on Ash Tray	AN106/K	1
Screw, Self-Tapping, securing Bracket	BD540/19	2	Nut, securing Motif	C720	1
Special Bolt, securing Grab Handle to Bracket	BD20639	1	Washer, Shakeproof, under Nut		
Washer, Shakeproof, on Special Bolt	C739	1	Light Shield (Rubber Strip 1/16" x 3/4" x 10")	BD24393	1
5. Scuttle Top Casing Assembly, RH			Retainer, for Light Shield	BD24394	1
RHD Cars	BD20462	1	Self-Tapping Screw, securing Retainer	BD540/19	2
LHD Cars	BD20464	1	Self-Tapping Screw, securing Retainer	BD711/9	2
6. Scuttle Top Casing Assembly, LH			12. Finisher Panel Assembly, in Radio Control Unit Aperture	BD20722	1
RHD Cars	BD20463	1	Nut, securing Finisher to Front Finisher Panel	UFN119/L	2
LHD Cars	BD20465	1	Washer, Shakeproof, under Nuts	C723/A	2
7. Scuttle Top Casing Assembly, centre			Special Washer, under Shakeproof Washers	BD541/13	2
RHD Cars	BD20470	1	13. Base Plate and Surround (chrome plated) for Radio Aperture Finisher Panel	BD17354	1
LHD Cars	BD20471	1	14. Gearbox Cover	BD24129	1
Fixing Bracket, for Scuttle Casings	BD21136	4	Screw, Self-Tapping, securing Gearbox Cover	BD8691/7	12
Screw, Self-Tapping, securing Casings	BD8537/1	2	Washer, Plain, on Self-Tapping Screws	BD542/3	12
Cup Washer, on Self-Tapping Screws	BD532/2	2	Rubber Plug, sealing Gearbox Access Apertures	BD10821	2
Spire Nut, on Self-Tapping Screws	BD8536/6	2			
8. Cover Assembly, protecting Wiring Harness at LH side of Dash					
	BD20728	1			

INTERIOR PANELS & SEATS: FHC

(CONTINUED FROM PAGE 251)

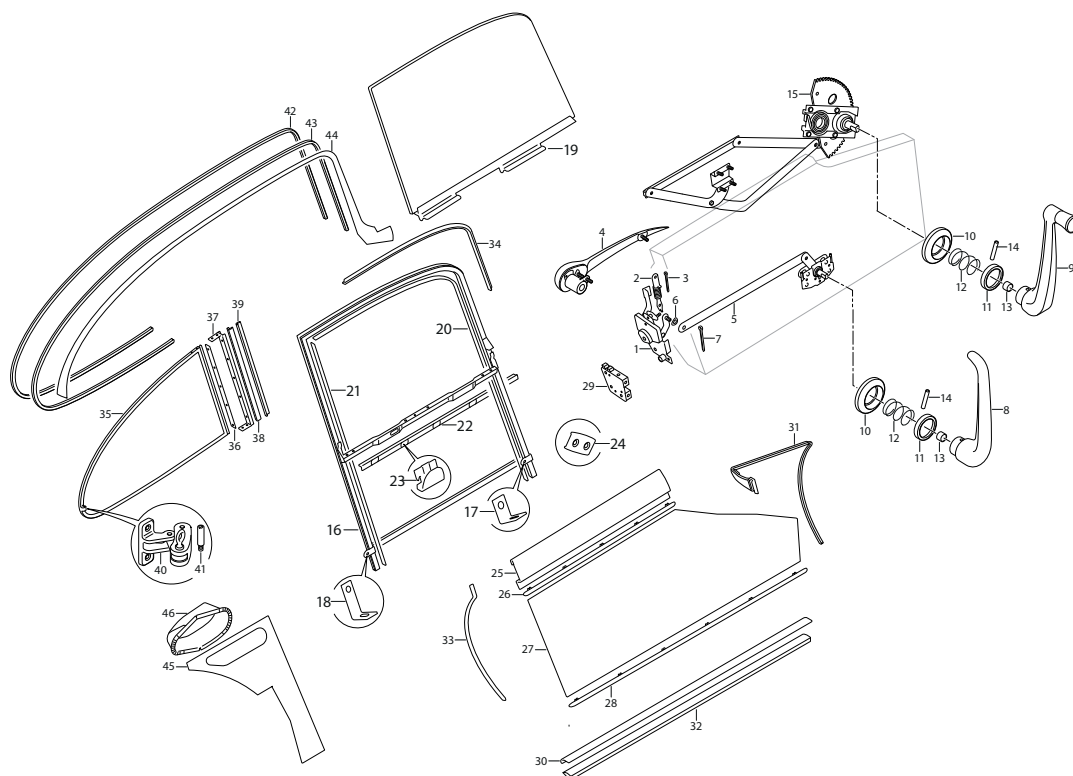
S1 3.8 FHC

- | | | |
|--|-----------|----|
| 15. Finisher Panel Assembly, on Gearbox Cover and Propeller Shaft Tunnel | | |
| Chassis No. 860001 to 860912. | | |
| 885001 to 887131. | BD20031 | 1 |
| Chassis No. 860913 and subs. | | |
| 887132 and subs. | BD23650 | 1 |
| Top Face Panel | | |
| Chassis No. 860001 to 860912. | | |
| 885001 to 887131. | BD19979 | 1 |
| Chassis No. 860913 and subs. | | |
| 887132 and subs. | BD23651 | 1 |
| Gauntlet Face Panel | | |
| Chassis No. 860001 to 860912. | | |
| 885001 to 887131. | BD19971 | 1 |
| Chassis No. 860913 and subs. | | |
| 887132 and subs. | BD23652 | 1 |
| Chrome Bezel, at top of Gauntlet Panel | BD19981 | 1 |
| Rivet, securing Bezel to Gauntlet Panel | BD22385 | 14 |
| Seal, for Handbrake Lever Aperture (Rubber Strip 1/16" x 2 1/2" x 6") | BD20469 | 1 |
| Chrome Ferrule, at top of Gear Lever Gauntlet | BD19728 | 1 |
| Ferrule Base (Nylon) | BD19729 | 1 |
| Screw, Set, securing Finisher Panel to Tunnel | BD17546/1 | 3 |
| Special Washer, on Setscrews | BD541/32 | 3 |
| 16. Seat Squab Frame Assembly | BD24175 | 2 |
| 17. Seat Cushion Assembly | BD20148 | 2 |
| 18. Locking Slide for RH Seat | BD22811 | 1 |
| Locking Slide for LH Seat | BD22810 | 1 |
| 19. Seat Slide (plain) | BD22812 | 2 |
| Screw, Set, securing Slides to Floor | BD18117/4 | 8 |
| Packing, between Slides and Floor | BD17648 | 8 |
| Nut, securing Slides to Seats | UFN125/L | 8 |
| Washer, Special, under Nuts | BD542/3 | 8 |
| Washer, Shakeproof, on Setscrews and under Nuts | C724 | 16 |
| Distance Piece, at fixings of Slides to Seats | C18698 | 4 |
| Support Strap, for Adjusting Levers | BD19378 | 2 |
| Screw, Set, securing Support Straps | UFS519/4H | 4 |
| Nut, on Setscrews | UFN119/L | 4 |
| Washer, Shakeproof, under Nuts | C723/A | 4 |
| Washer, Plain, under Shakeproof Washers | C5203/1 | 4 |
| 20. Shield Assembly, front, for heat insulation from Exhaust System | BD20436 | 1 |
| Screw, Self-Tapping, securing Shield to Floor | BD711/23 | 2 |
| Screw, Set, securing Shield to Floor | UFS125/3R | 1 |
| Washer, Shakeproof, on Setscrews | C724 | 1 |
| Screw, Self-Tapping, securing Shield to Gearbox Side Panel | BD19059/1 | 1 |
| Cup Washer, on Self-Tapping Screw | BD18545 | 1 |
| Spire Nut, on Self-Tapping Screw | BD8633/2 | 1 |



- | | | |
|--|-----------|---|
| 21. Shield Assembly, rear, for heat insulation from Exhaust System | BD20439 | 1 |
| Pop Rivet, securing Shield to Body | BD1814/5 | 8 |
| 22. Trim Panel Assembly, for Shut Pillar at RH Quarter Chassis No. 860001 to 861098. 885001 to 888301. | BD20268 | 1 |
| Chassis No. 861099 and subs. 888302 and subs. | BD24463 | 1 |
| Trim Panel Assembly, for Shut Pillar at LH Quarter Chassis No. 860001 to 861098. 885001 to 888301. | BD20269 | 1 |
| Chassis No. 861099 and subs. 888302 and subs. | BD24464 | 1 |
| Draught Piping on Shut Pillars Chassis No. 861099 and subs. 888302 and subs. | BD21068/5 | 2 |
| 23. Trim Panel, rear, above RH Cantrail | BD20266 | 1 |
| Trim Panel, rear, above LH Cantrail | BD20267 | 1 |
| 24. Mat Assembly, on floor behind Seats Chassis No. 860001 to 860580. 885001 to 886092. | BD20216 | 2 |
| Chassis No. 860581 and subs. 886093 and subs. | BD23624 | 2 |

DOOR & WINDOW FITTINGS: FHC



S1 3.8 FHC

1. Lock Assembly on LH Door	BD20096	1		
Lock Assembly on RH Door	BD20095	1		
2. Link, between Lock and Outside Handle	BD19445	2		
3. Clip, retaining Links	BD23473	4		
Spring Washer, for Link fixing at Lock	BD1708/9	2		
Screw, Set, securing Lock to Doors	UFS419/3H	6		
Washer, Shakeproof, on Setscrews	C723/A	6		
Shakeproof Screw, securing Lock to Doors	BD20780/3	2		
4. Outside Handle on LH Door	BD19246	1		
Operating Lever Assembly, for LH Door Handle	7904	1		
Housing, for Tension Spring, in LH Handle	9602	1		
Locking Barrel for "F" series Key, in Handle	BD21486	1		
Outside Handle on RH Door	BD19245	1		
Operating Lever Assembly, for RH Door Handle	7903	1		
Housing, for Tension Spring in RH Handle	9601	1		
Locking Barrel, for "F" series Key, in Handle	BD21486	1		
Nut, securing Outside Handles	UFN119/L	4		
Washer, Shakeproof, under Nuts	C723/A	4		
Washer, Plain, under Shakeproof Washers	AW102/T	4		
5. Remote Control and Link Assembly, for operation of LH Door Lock	BD20097	1		
Remote Control and Link Assembly, for operation of RH Door Lock	BD20098	1		
6. Wavy Washer, at connection of Link to Lock	BD19575	2		
7. Spring Clip, securing Link to Lock	BD23473	2		
Washer, Special, behind Spring Clips	BD19574	2		
Screw, Set, securing Remote Control to Doors	UFS419/3H	6		
Washer, Shakeproof, on Setscrews	C723/A	6		
8. Inside Handle For Doors	BD10728	2		
9. Handle operating Window Regulators	BD10729	2		
10. Outer Escutcheon behind Regulator and Inside Door Handles	BD10730	4		
11. Inner Escutcheon behind Regulator and Inside Door Handles	BD10731	4		
12. Spring Behind Escutcheons	BD10732	4		
13. Rubber Plug, behind Handles	BD10734	4		
14. Peg, securing Handles to Remote Controls and Regulators	BD10733	4		
15. Regulator Assembly, for Window in LH Door	BD20523	1		
Regulator Assembly, for Window in RH Door	BD20522	1		
Screw, Set, securing Regulator to Doors	UFS425/3H	8		
Nut, securing Regulator to Doors	UFN125/L	8		
Washer, Shakeproof, on Setscrews and under Nuts	C724	16		
16. Frame Assembly, for Window in LH Door				
Chassis No. 860001 to 860478.				
885001 to 886013.	BD20512	1		
Chassis No. 860479 and subs. 886014 and subs.	BD20774	1		
Frame Assembly, for Window in RH Door				
Chassis No. 860001 to 860478.				
885001 to 886013.	BD20511	1		
Chassis No. 860479 and subs. 886014 and subs.	BD20773	1		

DOOR & WINDOW FITTINGS: FHC

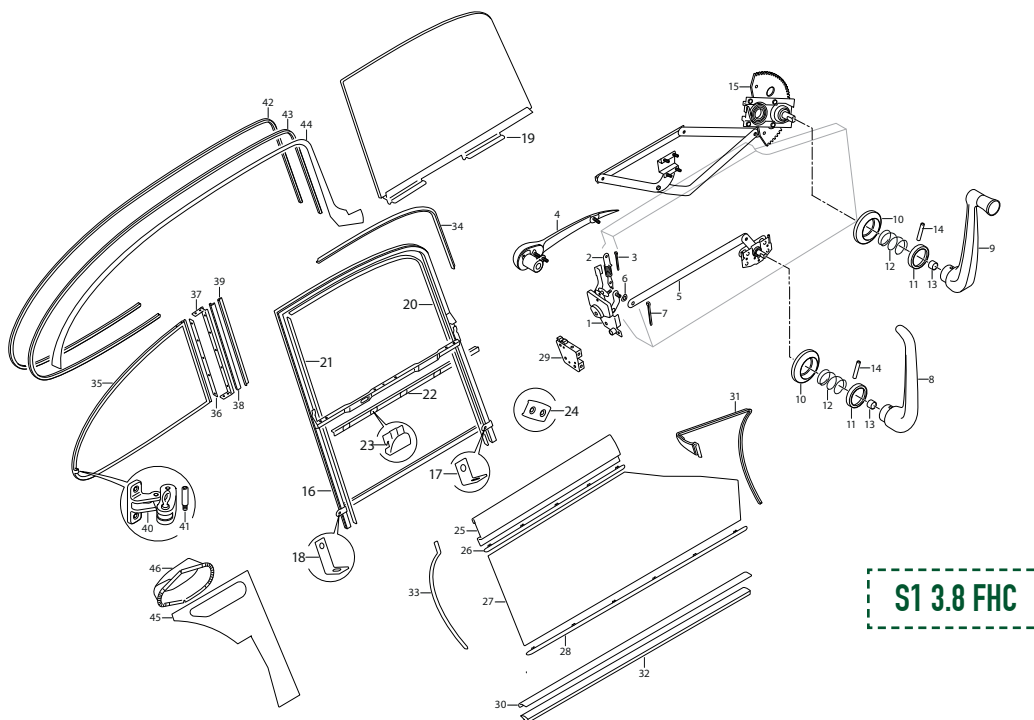
(CONTINUED FROM PAGE 253)

17. Bracket, for forward fixing of Window Frames	BD16465	2	32. Sealing Rubber for Door Sills	BD24789*	2
18. Bracket, for rear fixing of window Frames	BD20668	2	33. Sealing Rubber for Body Shut Pillars	BD21196	2
Nut, securing Brackets to Doors and Frames to Brackets	UFN125/L	8	34. Sealing Rubber, in Top Channel of Door Light Frames	BD19397/1	2
Washer, Shakeproof, under Nuts	C724	8	35. Glass Assembly for LH Quarter Light	BD20758G	1
Washer, Plain, under Shakeproof Washers	FW104/T	8	Glass Assembly for RH Quarter Light	BD20757G	1
Screw, Self-Tapping, securing Window Frames to Doors at top	BD17622/1	6	Attachment Block, for Quarter Light Catch Arm	BD21230	2
Spire Nut, on Self-Tapping Screws	BD17621	6	Screw, Set, securing Attachment Blocks to Quarter Light Frames	BD17276/1	4
19. Glass Assembly, for Window in Door			36. Hinge Plate, for Quarter Lights	BD20494	2
Clear	BD28759	2	Screw, Set, securing Hinge Plates to Hinge Pillars	BD4899/1	10
Tinted	BD28759/1	2	37. Hinge Pillar Assembly For LH Quarter Light		
20. Felt in forward and top Channels of Window Frames (3/32" X 1" X 49")	BD23361	2	Chassis No. 860001 to 860478.		
21. Felt in rear Channel of Window Frames (3/32" X 1" X 28")	BD10099	2	885001 to 886013.	BD20368	1
22. Outer Seal for Door Glass	BD16700	2	Chassis No. 860479 and subs. 886014 and subs.	BD20767	1
23. Clip, securing Outer Seals	BD10413	14	Hinge Pillar Assembly for RH Quarter Light		
24. Striker for Map Light Door Switches	BD19070	4	Chassis No. 860001 to 860478.		
Screw, Self-Tapping, securing Strikers	BD539/15	4	885001 to 886013.	BD20367	1
25. Upper Trim Panel Assembly on LH Door	BD19612	1	Chassis No. 860479 and subs. 886014 and subs.	BD20766	1
Upper Trim Panel Assembly on RH Door	BD19611	1	Screw, Shakeproof Thread, securing Hinge Pillars to Body (Top)		
Weather Strip, for Door Glass	BD20010/3	2	Chassis No. 860001 to 860478.		
Clip, securing Inner Seal	BD20399	10	885001 to 886013.	BD22331	4
26. Chrome Finisher on Upper Trim Panels	BD20190	2	Screw, Set, securing Hinge Pillars to Body (Top)		
Clip, securing Finishers	BD17497	10	Chassis No. 860001 to 860478.		
Screw, Self-Tapping, securing Clips	BD711/1	10	885001 to 886013.	UCS516/4H	4
27. Casing Assembly on LH Door	BD20568	1	Tapped Plate Fixing (Bottom)		
Casing Assembly on RH Door	BD20567	1	Chassis No. 860001 to 860478.		
Clip, for fixing of Casings	BD18068	42	885001 to 886013.	BD22332	2
Screw, Self-Tapping, securing Casing to Doors	BD711/3	4	Screw, Set, securing Hinge Pillars to Body		
28. Chrome Finisher on Door Casings	BD20503	2	Chassis No. 860479 and subs. 886014 and subs.	BD22728/4	8
Clip, securing Chrome Finishers	BD11546	10	Shim, at top of Hinge Pillars		
29. Striker For LH Door Lock	BD19295	1	Chassis No. 860479 and subs. 886014 and subs.	BD22726	A/R
Striker For RH Door Lock	BD19296	1	Shim, at bottom of Hinge Pillars		
Shakeproof Shim, under Strikers	BD19297	2	Chassis No. 860479 and subs. 886014 and subs.	BD22727	A/R
Shim, packing Strikers	BD19298	A/R	38. Sealing Rubber on Quarter Light Hinge Pillars	BD17071/2	2
Screw, Set, securing Strikers	BD17821/7	6	39. Sealing Rubber on Standing Pillar of Door Light Frame	BD17071/2	2
30. Chrome Finisher at Edge of Door Sills	BD19129	2	40. Catch Assembly operating LH Quarter Light		
Clip, securing Finishers	BD16794	14	Chassis No. 860001 to 860194.		
31. Sealing Rubber and Retainer Assembly, lower, for LH "A" Post	BD25377	1	885001 to 885584.	BD21308	1
Sealing Rubber only	BD25309	1	Chassis No. 860195 to 860478.		
Sealing Rubber and Retainer Assembly, lower, for RH "A" Post	BD25376	1	885585 to 886013.	BD21128	1
Sealing Rubber only	BD25308	1	Chassis No. 860479 to 861098.		
			886014 to 888301.	BD20468	1
			Chassis No. 861099 and subs. 888302 and subs.	BD24407	1
			Catch Assembly operating RH Quarter Light		
			Chassis No. 860001 to 860194.		
			885001 to 885584.	BD21307	1



DOOR & WINDOW FITTINGS: FHC

Chassis No. 860195 to 860478. 885585 to 886013.	BD21127	1	43. Retainer, for Seal, on LH Cantrail		
Chassis No. 860479 to 861098. 886014 to 888301.	BD20467	1	Chassis No. 860001 to 860478. 885001 to 886013.	BD20498	1
Chassis No. 861099 and subs. 888302 and subs.	BD24406	1	Chassis No. 860479 and subs. 886014 and subs.	BD20804	1
41. Hinge Pin, securing Catch Arm to Quarter Light Frame	BD21232	2	Pop Rivet, securing Retainers	BD1814/2	32
Quarter Light Catch Fittings			Facing Assembly (Headlining) on RH Cantrail and Rear Trim Panel		
CHASSIS NO. 860001 TO 860194. 885001 TO 885584			Chassis No. 860001 to 860478. 885001 to 886013.	BD21577	1
Screw, Set, securing Catches to Body	BD4863/2	4	Chassis No. 860479 and subs. 886014 and subs.	BD23515	1
CHASSIS NO. 860195 TO 860478. 885585 TO 886013			Facing Assembly (Headlining) on LH Cantrail and Rear Trim Panel		
Reinforcing Plate, for Catch Assembly	BD22297	2	Chassis No. 860001 to 860478. 885001 to 886013.	BD21578	1
Pop Rivet, securing Reinforcing Plate	BD1814/2	4	Chassis No. 860479 and subs. 886014 and subs.	BD23516	1
Screw, Special, securing Catches to Body	BD22296	4	Pad (Polyurethane) behind Facings		
CHASSIS NO. 860479 TO 861098. 886014 TO 888301.			Chassis No. 860001 to 860478. 885001 to 886013.	BD21340	2
Screw, Self-Tapping, securing Catches to Body	BD539/23	4	Chassis No. 860479 and subs. 886014 and subs.	BD23517	2
Chassis No. 861099 and subs. 888302 and subs.			Head Lining		
Shim, for Catch adjustment	BD25722	A/R	Chassis No. 860001 to 860478. 885001 to 886013.	BD20860	1
Screw, Self-Tapping, securing Catches to Body	BD539/23	4	Chassis No. 860479 and subs. 886014 and subs.	BD23514	1
42. Sealing Rubber for Cantrails	BD20500/2	2			
Retainer, for Seal, on RH Cantrail					
Chassis No. 860001 to 860478. 885001 to 886013.	BD20497	1			
Chassis No. 860479 and subs. 886014 and subs.	BD20803	1			



DOOR & WINDOW FITTINGS: FHC

(CONTINUED FROM PAGE 255)

Panel Assembly for trimming
Windscreen Header Rail

Chassis No. 860001 to 860478.

885001 to 886013. BD21078 1

Chassis No. 860479 and subs. 886014 and subs. BD24086 1

Pad (Polyurethane) on Panel BD21339 1

Pop Rivet, securing Panel Assembly BD1814/1 5

Pop Rivet, securing Panel Assembly BD1814/7 6

Crash Padding Assembly on RH Cantrail

Chassis No. 860001 to 860478.

885001 to 886013. BD20191 1

Chassis No. 860479 to 861098.

886014 to 888301. BD23508 1

Chassis No. 861099 and subs. 888302 and subs. BD24457 1

44. Crash Padding Assembly on LH Cantrail

Chassis No. 860001 to 860478.

885001 to 886013. BD20192 1

Chassis No. 860479 to 861098.

886014 to 888301. BD23509 1

Chassis No. 861099 and subs. 888302 and subs. BD24458 1

Finisher Bead, on Crash Padding BD24414 2

Screw, Self-Tapping, securing Crash Padding BD711/1 18

Chrome Bead, above Cantrail Padding BD21356 2

Casing Assembly, below RH Quarter Light

Chassis No. 860001 to 860580.

885001 to 886092. BD20174 1

Chassis No. 860581 to 861098.

886093 to 888301. BD23552 1

Chassis No. 861099 and subs. 888302 and subs. BD24467 1

45. Casing Assembly, Below LH Quarter Light

Chassis No. 860001 to 860580.

885001 to 886092. BD20175 1

Chassis No. 860581 to 861098.

886093 to 888301. BD23553 1

Chassis No. 861099 and subs. 888302 and subs. BD24468 1

Clip, securing Casings BD18068 18

Screw, Self-Tapping, securing Casings BD711/3 12

Chassis No. 861099 and subs. 888302 and subs.

Crash Padding Assembly at top of
RH Quarter Casing BD24418 1

Crash Padding Assembly at top of
LH Quarter Casing BD24419 1

Finisher Bead, forward, on Crash Padding BD24486 2

Finisher Bead, rear, on Crash Padding BD24415 2

Screw, Self-Tapping, securing Crash
Padding to Quarters BD711/7 12

Chrome Finisher at forward end of
RH Crash Padding BD24834 1

Chrome Finisher at forward end of
LH Crash Padding BD24835 1

Screw, Self-Tapping, securing Finishers BD711/3 2

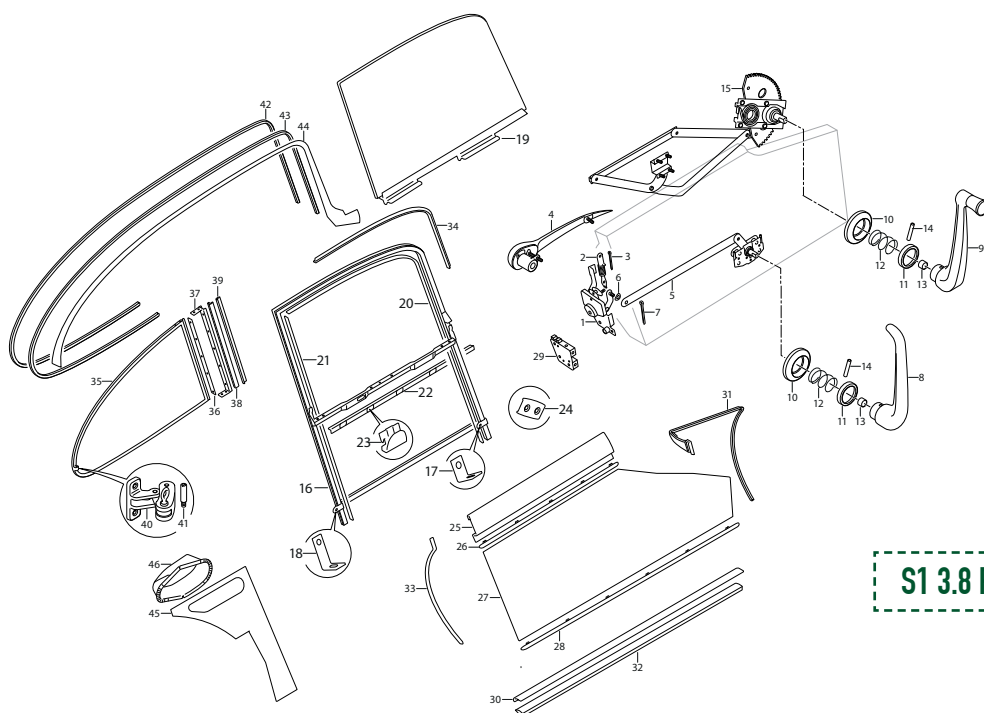
46. Pocket Assembly in Casing below RH Quarter Light

Pocket Assembly in Casing below
RH Quarter Light BD20777 1

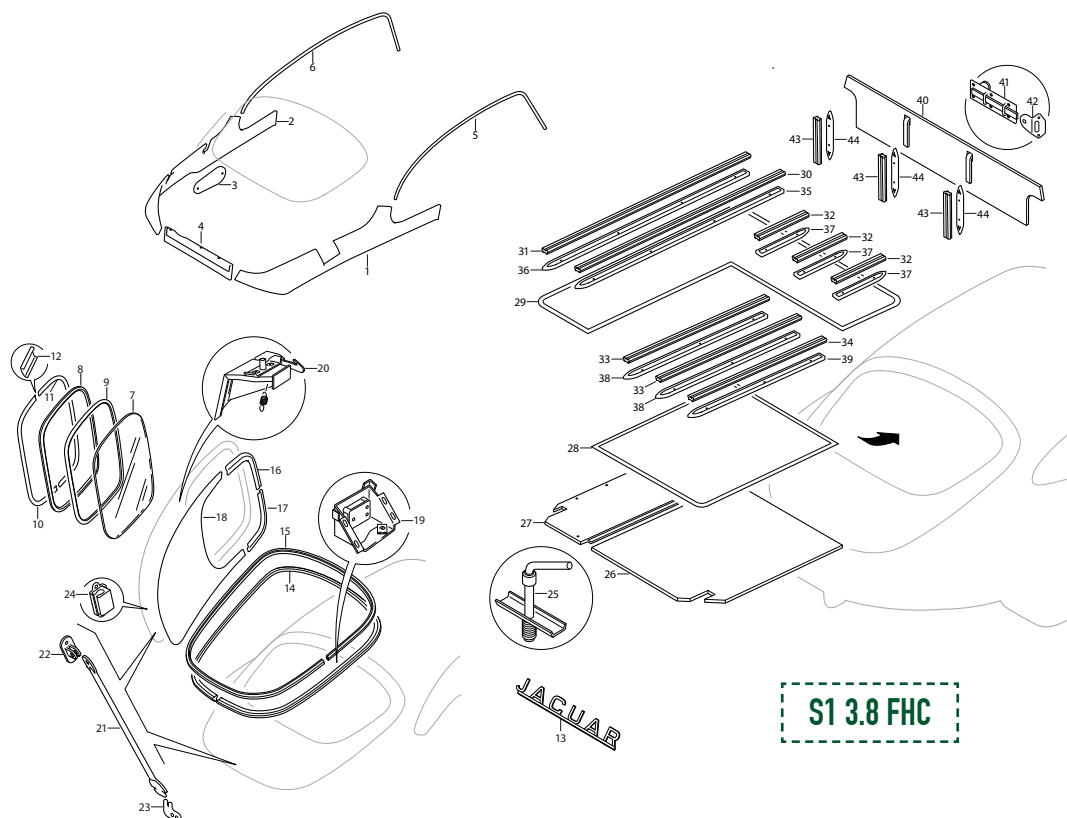
Pocket Assembly in Casing below
LH Quarter Light BD20778 1

Chrome Escutcheon for Safety Harness
Attachment Points at rear Quarters BD24411 2

Screw, securing Escutcheons BD24484 2



REAR DOOR & BOOT FLOOR: FHC



1. Casing Assembly, RH Rear, at side of Luggage Compartment Floor Chassis No. 860001 to 860478. 885001 to 886013				BD20184	1		
Chassis No. 860479 to 861098. 886014 to 888301				BD20786	1		
Chassis No. 861099 and subs. 888302 and subs.				BD24476	1		
2. Casing Assembly, LH Rear, at side of Luggage Compartment Floor Chassis No. 860001 to 860478. 885001 to 886013				BD20185	1		
Chassis No. 860479 to 861098. 886014 to 888301				BD20787	1		
Chassis No. 861099 and subs. 888302 and subs.				BD24477	1		
Clip, securing Casings Chassis No. 860001 to 860478. 885001 to 886013				BD18068	32		
Chassis No. 860479 to 861098. 886014 to 888301				BD18068	17		
Chassis No. 861099 and subs. 888302 and subs.				BD18068	17		
3. Cover Assembly, Sealing Aperture in LH Rear Casing				BD20246	1		
Screw, Self-Tapping, securing Cover				BD539/20	2		
Cup Washer, on Self-Tapping Screws				BD543/3	2		
Spire Nut, on Self-Tapping Screws				BD8536/4	2		
4. Trim Panel Assembly, Below Boot Lid Aperture				BD20167	1		
5. Chrome Finisher on RH Roof Gutter Chassis No. 860001 to 860478. 885001 to 886013				BD20501	1		
Chassis No. 860479 and subs. 886014 and subs.				BD20745	1		
6. Chrome Finisher on LH Roof Gutter Chassis No. 860001 to 860478. 885001 to 886013				BD20502	1		
Chassis No. 860479 and subs. 886014 and subs.				BD20746	1		
Boot Lid Assembly, complete Chassis No. 860001 to 860478. 885001 to 886013				BD19543	1		
Chassis No. 860479 and subs. 886014 and subs.				BD19555	1		
7. Glass In Boot Lid Chassis No. 860001 to 860478. 885001 to 886013				BD19362	1		
Chassis No. 860479 and subs. 886014 and subs.				BD19650	1		
8. Rubber Seal around Boot Lid Glass				BD20309	1		
9. Insert for Rubber Seal				BD20201	1		
10. Chrome Finisher at top of Rubber Seal Chassis No. 860001 to 860478. 885001 to 886013				BD20158/1	1		
Chassis No. 860479 and subs. 886014 and subs.				BD20159/1	1		
11. Chrome Finisher at bottom of Rubber Seal Chassis No. 860001 to 860478. 885001 to 886013				BD20158/2	1		
Chassis No. 860479 and subs. 886014 and subs.				BD20159/2	1		

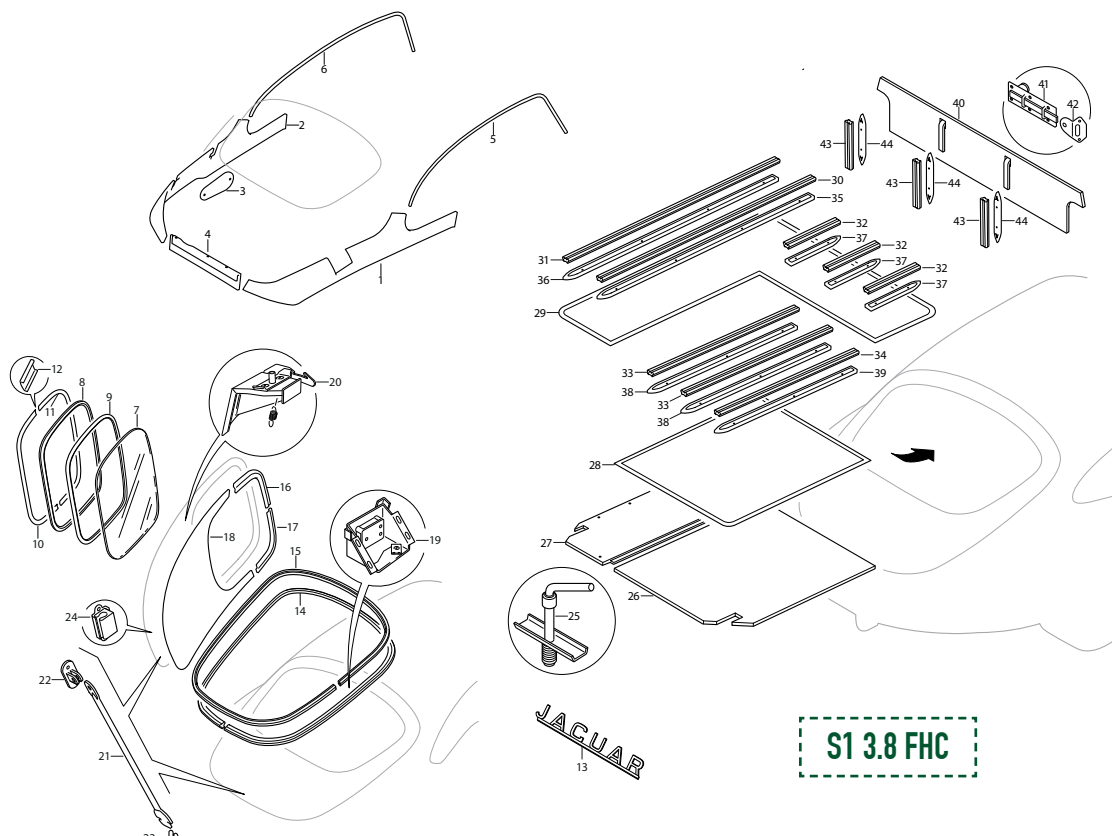
REAR DOOR & BOOT FLOOR: FHC

(CONTINUED FROM PAGE 257)

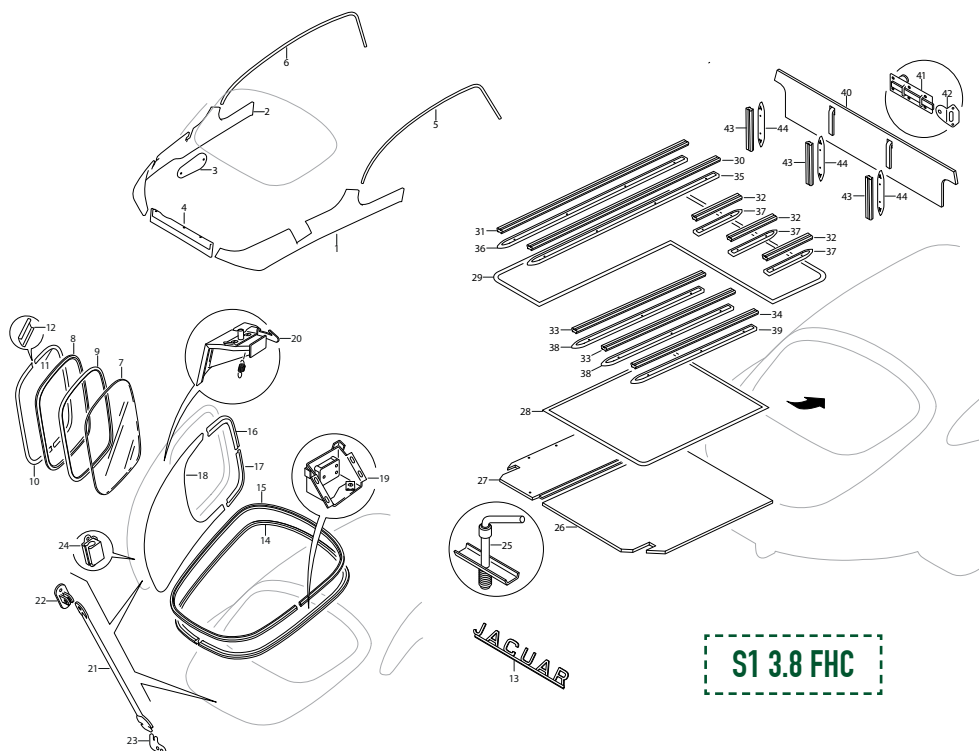
12. Joint Piece, for Chrome Finisher	BD5366	2	20. Striker and Safety Catch Assembly for Boot Lid Lock		
13. Jaguar Motif on Boot Lid	BD17726	1	Chassis No. 860001 to 860478.		
Spire Nut, securing Motif	BD10735	3	885001 to 886013	BD20682	1
Rubber Washer, under Spire Nuts	BD15293	3	Chassis No. 860479 and subs. 886014 and subs.	BD22596	1
14. Plastic Finisher around Boot Lid Gutter	BD20163/1	1	Spring, on Safety Catch	BD20574	1
15. Sealing Rubber around Boot Lid Aperture			Screw, Set, securing Striker to Boot Lid	UFS425/4H	2
Chassis No. 860001 to 860478.			Washer, Shakeproof, on Setscrews	C724	2
885001 to 886013	BD20500/1	1	Special Washer, under Shakeproof Washers		
Chassis No. 860479 and subs. 886014 and subs.	BD23347/1	1	Chassis No. 860001 to 860478.		
16. Casing Assembly (Upper) on Boot Lid, RH			885001 to 886013	BD541/9	2
Chassis No. 860001 to 860478.			Chassis No. 860479 and subs. 886014 and subs.	BD541/32	2
885001 to 886013	BD22754	1	Drain Tube For Boot Lid Aperture (9 1/2" Long)	BD659/10	1
17. Casing Assembly (Upper) on Boot Lid, LH			21. Prop, supporting Boot Lid in open position		
Chassis No. 860001 to 860478.			Chassis No. 860001 to 860478.		
885001 to 886013	BD22755	1	885001 to 886013	BD21279	1
Casing Assembly (Upper) on Boot Lid			Chassis No. 860479 and subs. 886014 and subs.	BD23752	1
Chassis No. 860479 and subs. 886014 and subs.	BD22725	1	22. Pivot Bracket Assembly, on Boot Lid, for Prop		
Casing Assembly at RH side of Boot Lid, between upper and Lower Casing			Chassis No. 860001 to 860478.		
Chassis No. 860479 and subs. 886014 and subs.	BD23763	1	885001 to 886013	BD21280	1
Clip, securing Casing			Chassis No. 860479 and subs. 886014 and subs.	BD21287	1
Chassis No. 860479 and subs. 886014 and subs.	BD18068	2	Screw, Set, securing Pivot Bracket	BD13713/2	2
18. Casing Assembly (lower) on Boot Lid			Washer, Shakeproof, on Setscrews	C723/A	2
Chassis No. 860001 to 860478.			Clevis Pin, securing Prop in Pivot Bracket	C15542	1
885001 to 886013	BD20165	1	Washer, Double Coil Spring, on Clevis Pin	BD1708/4	1
Chassis No. 860479 and subs. 886014 and subs.	BD20782	1	Brass Washer, on Clevis Pin	BD848/2	2
Clip, for fixing of Casing	BD18068	14	Split Pin, retaining Clevis Pin	L102/6U	1
19. Lock Assembly, complete, for Boot Lid	BD20683	1	23. Bracket, on Body, Receiving Prop		
Lock Mechanism Assembly	BD20061	1	Chassis No. 860001 to 860478.		
Screw, Set, securing Lock to Housing	UFS419/5H	4	885001 to 886013	BD21281	1
Spring, assisting Boot Lid opening	BD20122	1	Chassis No. 860479 and subs. 886014 and subs.	BD23712	1
Return Spring, for Operating Lever	BD20573	1	Screw, Set, securing Bracket	BD13713/2	2
Clamp, for Operating Cable	BD20645	1	Nut, on Setscrews	UFN119/L	2
Screw, Set, securing Clamp	UFS419/3H	1	Washer, Shakeproof, under Nuts	C723/A	2
Washer, Shakeproof, on Setscrews	C723/A	1	Plate, reinforcing Bracket		
Screw, Set, securing Lock Assembly to Body	UFS425/4H	4	Chassis No. 860001 to 860478.		
Washer, Shakeproof, on Setscrews	C724	4	885001 to 886013.	BD21311	1
Special Washer, under Shakeproof Washers	BD541/32	4	Screw, Set, securing Plate to Body		
Release Mechanism Assembly for Boot Lid Lock	BD21298	1	Chassis No. 860001 to 860478.		
Return Spring, for Release Mechanism	BD21066	1	885001 to 886013.	UFS419/4H	2
Screw, Self-Tapping, securing Release Mechanism to RH Quarter Panel	BD711/12	6	Nut, on Setscrews		
Escutcheon, in RH Quarter Panel, around Release Mechanism	BD20900	1	Chassis No. 860001 to 860478.		
Screw, Self-Tapping, securing Escutcheon	BD540/11	2	885001 to 886013.	UFN119/L	2
Cable For Release of Boot Lid Lock	BD21299	1	Washer, Shakeproof, under Nuts		
Pad, for Control Cable	BD22643	1	Chassis No. 860001 to 860478.		
			885001 to 886013.	C723/A	2

REAR DOOR & BOOT FLOOR: FHC

24. Rest Rubber Assembly, holding Prop when not in use	BD21282	1	Spring Clip, for Spare Wheel Cover fixing	BD22797	1
Screw, Self-Tapping, securing Rest Rubber to Boot Lid	BD711/19	2	Screw, Set, securing Clip to Cover	UCS511/4H	3
Drain Tube for Petrol Filler Box (20" Long)	BD659/9	1	Nut, on Setscrews	UCN111/L	3
Clip, securing Drain Tube	C2905/2	2	Washer, Shakeproof, Under Nuts	C721	3
Rubber Stop, cushioning Petrol Filler Lid	BD22536	2	27. Cover Assembly over Petrol Tank	U1058	1
Cover Plate, in Floor Top Panel over Rear Suspension Unit	BD18492	1	Screw, Set, securing Cover	BD19059/2	3
Rubber Seal, under Cover Plate	BD18493	1	Cup Washer, on Setscrews	BD18545	3
Screw, Self-Tapping, securing Cover Plate	BD8691/6	7	Rubber Buffer, in Support Strip	BD4321	3
Spring Latch, for fixing of Spare Wheel Cover	BD19053	1	28. Mat Assembly on Spare Wheel Cover	BD20214	1
Pop Rivet, securing Spring Latch to Floor	BD1814/1	2	Button, for "Durable Dot" Fastener, securing Mat to Floor	BD1286	7
25. Spare Wheel Clamp Assembly	BD11007/1	1	Socket, securing Buttons	HW1012	4
Handle, operating Spare Wheel Clamp	BD10637	1	29. Mat Assembly on Luggage Compartment Floor	BD20213	1
Screw	BD11008/1	1	Button, for "Durable Dot" Fastener, securing Mat to Spare Wheel Cover	BD1286/1	4
Plate, on Screw, holding Spare Wheel	BD10639	1	Socket, securing Buttons	BD1286/2	7
Mills Pin, securing Handle to Screw	C704/1	1	Stud, on Spare Wheel Cover and Luggage Compartment Floor, receiving "Durable Dot" Fasteners	BD1286/3	11
Clip, on Boot Floor, carrying Jack Handle	BD3438	2	Screw, Self-Tapping, securing Studs	BD540/1	11
Self-Tapping Screw, securing Clip	BD711/18	2			
26. Cover Assembly over Spare Wheel	U1064/1	1			
Stud, for fixing of Cover	BD10958	1			
Tee Nut, receiving Stud	BD9909/5	1			
Washer, Shakeproof, under Nut	C723	1			



REAR DOOR & BOOT FLOOR: FHC



(CONTINUED FROM PAGE 259)

29. Mat Assembly on Luggage Compartment Floor	BD25664	1	Hinge, for Extension	BD20131	3
Button, for "Durable Dot" Fastener, securing Mat to Floor	BD1286/1	8	Woodscrew, securing Hinges to Extension	M108/3R	9
Socket, securing Buttons	BD1286/2	8	Stud, for fixing of Extension in lowered position	BD20134	2
Stud, receiving "Durable Dot" Fasteners	BD1286/3	8	Nut, securing Studs	BD9909/5	2
Screw, Self-Tapping, securing Studs to Floor	BD540/1	8	Chromed Washer, on Studs	C2017/1	2
30. Rubber Beading on Luggage Floor (39 1/2" long)	BD604/2	1	Chrome Strip, along edge of Extension	BD24403	1
31. Rubber Beading on Luggage Floor (38" long)	BD604/3	1	Screw, Self-Tapping, securing Chrome Strip	BD711/16	9
32. Rubber Beading on Luggage Floor (11 7/8" long)	BD604/4	3	Screw, Self-Tapping, securing Extension Hinges to Body	BD17503/2	9
33. Rubber Beading on Luggage Floor (28 1/4" long)	BD604/5	2	Sliding Catch, securing Hinged Extension in raised position	BD9395	2
34. Rubber Beading on Luggage Floor (26 3/4" long)	BD604/6	1	Woodscrew, securing Sliding Catches to Extension	BD1499/6	12
35. Retainer, for Beading (39" long)	BD332/13	1	Striker Plate, engaging Sliding Catches	BD9912	2
36. Retainer, for Beading (37 1/2" long)	BD332/14	1	Pop Rivet, securing Striker Plates to Wheel Arches	BD11712/1	4
37. Retainer, for Beading (11 3/8" long)	BD20291/1	3	Rubber Beading, on Hinged Extension (8 3/4" long)	BD604/1	3
38. Retainer, for Beading (27 5/8" long)	BD20291/2	2	Retainer, for Rubber Beading (8 1/4" long)	BD332/12	3
39. Retainer, for Beading (26 1/4" long)	BD20291/3	1	Woodscrew, securing Retainers	M104/3R	12
Spring Clip, securing Retainers to Mats	BD20243	32	Rubber Buffer, cushioning Hinged Extension in raised position	C9743	2
Hinged Extension Assembly for Luggage Compartment Floor	BD20795	1			

REAR DOOR & BOOT FLOOR: FHC

40. Hinged Extension Assembly for Luggage Compartment Floor	BD22913	1	Chrome Strip, along edge of Extension	BD24403	1
Hinge, for Extension	BD20131	3	Chrome Capping, at RH end of Extension	BD24404	1
Woodscrew, securing Hinges to Extension	M108/3R	9	Chrome Capping, at LH end of Extension	BD24405	1
Stud, fixing Extension in lowered position	BD23717	2	Finger Pull, at centre of Extension	BD24402	1
Nut, securing Studs	BD9909/5	2	Screw, Self-Tapping, securing Chrome Strip, Capping and Finger Pull	BD711/16	10
Chrome Strip, along edge of Extension	BD22914	1	Sliding Catch, securing Extension when raised	BD9395	2
Screw, Self-Tapping, securing Chrome Strip	BD711/16	9	Woodscrew, securing Catches	BD1499/6	12
41. Sliding Catch, securing Hinged Extension in raised position	BD9395	2	Luggage Stop Arm Assembly	BD20135	2
Woodscrew, securing Catches to Extension	BD1499/6	12	Cover Plate, over Luggage Stop Apertures	BD21798	2
Luggage Stop Arm Assembly, on Extension	BD20135	2	Screw, Set, securing Stop Arms and Cover Plates	BD13642/11	8
Cover Plate, over Luggage Stop Apertures	BD21798	2	Screw, Self-Tapping, securing Extension Hinges to Body	BD17503/2	9
Screw, Set, securing Luggage Stops and Cover Plates	BD13642/11	8	Screw, Self-Tapping, securing Extension Hinges to Floor	BD540/22	9
Screw, Self-Tapping, securing Extension Hinges to Body	BD17503/2	9	Support Rail Assembly for Hinged Extension In lowered position	BD22476	1
Screw, Self-Tapping, securing Extension Hinges to Floor	BD540/22	9	Spring Latch, receiving Studs of Hinged Extension	BD19053	2
42. Striker Plate, on Wheel Arches, receiving Sliding Catches	BD23142	2	Pop Rivet, securing Spring Latches	BD1814/1	4
Pop Rivet, securing Striker Plates	BD11712/1	4	Pop Rivet, securing Support Rail to Body	BD1814/1	19
43. Rubber Beading, on Hinged Extension (7 1/2" long)	BD604/7	3	Rubber Plug, seating Hinged Extension when lowered	C9743	4
44. Retainer, for Rubber Beading (7" long)	BD332/5	3	Support Rail Assembly for Hinged Extension in lowered position, Chassis No. 860581 and subs. 886093 and subs.		
Woodscrew, securing Retainers	M104/3R	12	Support Rail Assembly for Hinged Extension in lowered position	BD22942	1
Rubber Buffer, cushioning Hinged Extension in raised position	BD23144	2	Clip, receiving Studs of Extension	BD23848	2
Hinge, for Extension	BD24400	3	Pop Rivet, securing Clips	BD1814/1	4
Screw, Set, securing Hinges to Extension	BD13642/11	6	Screw, Self-Tapping, securing Support Rail	BD17503/2	9
Stud, fixing Extension in lowered position	BD23717	2			

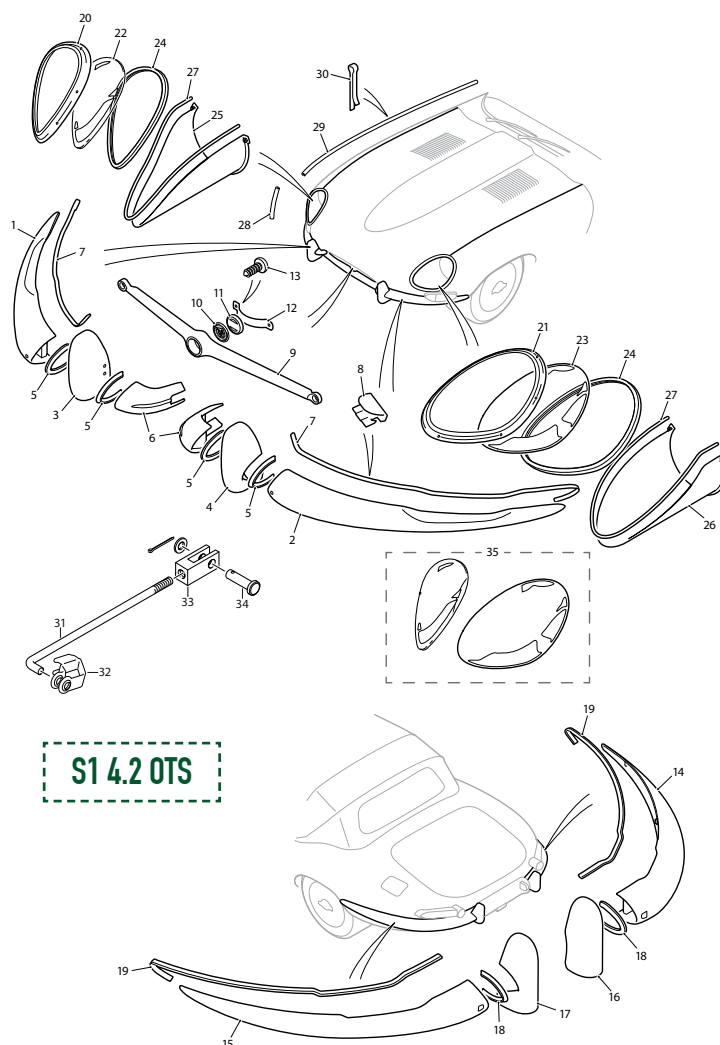


BODY FITTINGS S1 4.2

	OTS:		
263	• FRONT & REAR BUMPERS	294	• BOOT FLOOR FITTINGS
265	• BONNET LOCKS & LINKS	296	• REAR DOOR FITTING
268	• WINDSCREEN & FITTINGS	299	• REAR DOOR GLASS & FITTINGS
268	• SCREEN RAIL & FACIA	299	• RUBBER SEALS
270	• INTERIOR PANELS & SEATS		2+2:
273	• DOOR & WINDOW FITTINGS	300	• FRONT & REAR BUMPERS
276	• BOOT FITTINGS	302	• BONNET LOCKS & LINKS
278	• CONVERTIBLE TOP	304	• WINDSCREEN GLASS
280	• RUBBER SEALS	305	• SCREEN RAIL & CRASH ROLLS
	FHC:	306	• DASH FACIA
280	• FRONT & REAR BUMPERS	307	• SEATS & TRIM
282	• BONNET LOCKS & LINKS	310	• SCUTTLE CASING & GEARBOX COVER
284	• WINDSCREEN GLASS	312	• DOOR LOCKS & WINDOW REGULATOR
284	• SCREEN RAIL & FACIA PANELS	314	• DOOR & WINDOW FRAMES
286	• CENTRE CONSOLE & GEARBOX TUNNEL	316	• DOOR & QUARTER LIGHT FINISHERS
288	• SEATS & HEATSHIELDS	317	• REAR DOOR FITTINGS
290	• DOOR LOCKS, CASINGS & WINDOW REGULATOR	318	• BOOT BOARDS
292	• WINDOW FRAME & TRIM	319	• RUBBER SEALS

FRONT & REAR BUMPERS: OTS

1. RH Front Bumper	BD15533	1
2. LH Front Bumper	BD15532	1
3. Over Rider Assembly, on RH Front Bumper	BD19111	1
4. Over Rider Assembly, on LH Front Bumper	BD19112	1
5. Beading, Between Over Rider and Front Bumpers	209K	1
Nut, securing Over Rider to Front Bumpers	UFN137/L	2
Washer, Spring, under Nuts	FG106/X	2
Washer, Plain, under Spring Washers	FW106/T	2
6. Extension Assembly, for fixing of Motif Bar	BD19113	2
Screw, Set, securing Extension Bracket to Over Riders	UFS125/6R	4
Washer, Shakeproof, on Setscrews	C724	4
Washer, Plain, under Shakeproof Washers	FW104/T	4
Distance Piece, on Setscrews	BD19119	4
Screw, Set, securing Front Bumpers to Bonnet	UFS137/10R	4
Washer, Spring, on Setscrews	FG106/X	4
Washer, Plain, under Spring Washers	C410	4
Spacer, on Setscrews, at side fixings	BD20893	2
Spacer, on Setscrews, at front fixings	BD20663	2
7. Rubber Seal, between Front Bumpers and Bonnet	BD18947/2	2
8. Clip, securing Seal	BD10313	2
9. Motif Bar in Air Intake Aperture	BD17700	1
10. Motif	C16336	1
11. Backing Piece, behind Motif	BD19033	1
12. Spring Clip, retaining Motif	BD19034	1
13. Screw, Self-Tapping, securing Spring Clip	BD11501	2
Screw, Set, securing Motif Bar	UFS125/5R	2
Washer, Spring, on Setscrews	FG104/X	2
14. RH Rear Bumper	BD15887	1
15. LH Rear Bumper	BD15888	1
16. Over Rider Assembly, for RH Rear Bumper	BD19135	1
17. Over Rider Assembly, for LH Rear Bumper	BD19136	1
Nut, securing Over Rider to Rear Bumpers	UFN137/L	2
Washer, Spring, under Nuts	FG106/X	2
Washer, Plain, under Spring Washers	FW106/T	2
18. Beading, between Over Rider and Rear Bumpers	BD19149	4
Screw, Set, Securing Rear Bumpers to Body	UFS131/6R	2
Washer, Spring, on Setscrews	FG105/X	2
Washer, Plain, under Spring Washers	FW105/T	2
Screw, Set, securing Rear Bumpers to Body	UFS137/10R	2
Nut, Securing Rear Bumpers to Body	UFN137/L	2



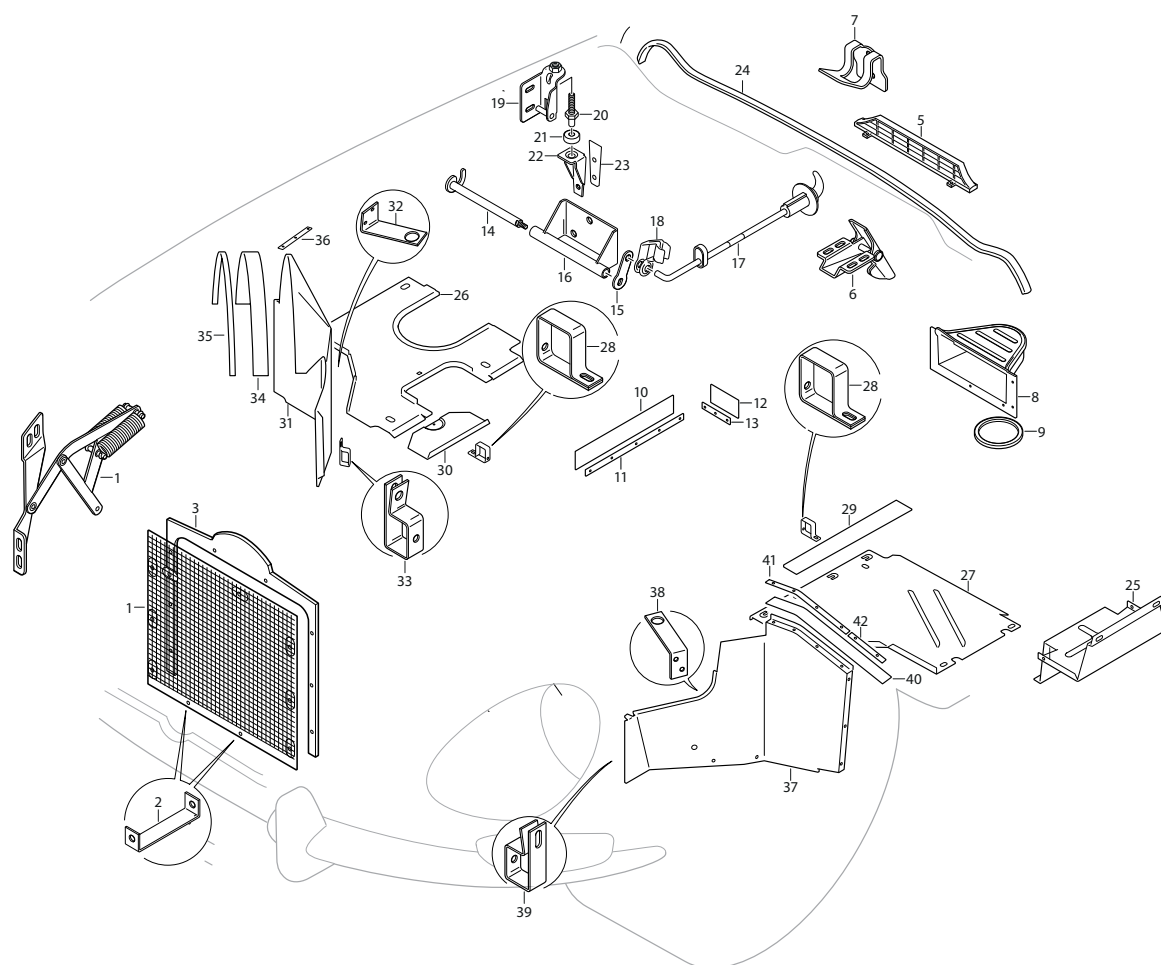
Washer, Spring, on Setscrews and under Nuts	FG106/X	4
Washer, Plain, under Spring Washers	FW106/T	4
Nylon Spacer, at Rear Bumper Mountings	BD20893	4
19. Rubber Seal, between Rear Bumpers and Body	BD18947/1	2
20. Chrome Finisher Assembly around RH Headlamp Aperture	BD16789	1
21. Chrome Finisher Assembly around LH Headlamp Aperture	BD16790	1
22. Glass in RH Headlamp Aperture	BD16786	1
23. Glass in LH Headlamp Aperture	BD16787	1
24. Rubber Seal around Headlamp Glasses	BD26672/3	2
Screw, Self-Tapping, securing Finishers and Headlamp Glasses to Bonnet	BD19013/2	12
Spire Nut, on Self-Tapping Screws	BD8633/5	12
Screw, Set, securing Finishers and Headlamp Glasses to Bonnet		
Slotted Countersunk (Early Cars)	BD22780/4	12
Pozi Drive Raised Countersunk (Later Cars)	BD26675/4	12

FRONT & REAR BUMPERS: OTS

(CONTINUED FROM PAGE 263)

25. Finishing Panel Assembly in RH Headlamp Recess	BD17651	1
26. Finishing Panel Assembly in LH Headlamp Recess	BD17652	1
27. Rubber Seal, for Panels	BD20543/1	2
Screw, Set, securing Panels to Headlamp Diaphragms	UFS119/6R	2
Screw, Set, Securing Panels to Headlamp Diaphragms	UFS119/8R	4
Washer, Spring, on Setscrews	AG102/X	6
Washer, Plain Under Spring Washers	AW102/T	6
Nut, on Setscrews	UFN119/L	6
Distance Piece, for Panels	C1094	A/R
28. Chrome Beading, forward of Headlamp Apertures	BD19029/2	2
29. Chrome Beading, at rear of Headlamp Apertures	BD19029/1	2
30. Brass Clip, securing Chrome Beads	BD19030	22
Pivoted Carrier Bracket Assembly for Front Number Plate	BD20934	1
Nut, Securing Carrier Bracket to Bonnet Front Under Panel	UFN125/L	2
Washer, Shakeproof, under Nuts	C724	2
Packing Block (Aluminium) at Carrier Bracket Fixings	BD20939	2
31. Control Rod, operating Carrier Bracket Pivot when Bonnet Is Moved	BD20936	1
32. Clip, securing Control Rod to Carrier Bracket	C13806	1
Grommet, in Bonnet Front Under Panel, for Control Rod	C4548	1
33. Fork End for connection of Control Rod to Bracket on Front Sub-Frame	BD20937	1
Nut, Locking Fork End to Control Rod	UFN125/L	1
34. Clevis Pin, securing Fork End to Bracket on Front Sub-Frame	J103/105	1
Split Pin, retaining Clevis Pin	L102/4U	1
Washer, plain, behind Split Pin	AW102/T	1
Rubber Plug sealing Redundant Aperture in Bonnet Front Under Panel	BD20989	1
35. Perspex Covers Headlamp Apertures - Pair		
Standard	BD16786/7P	1
Lightweight	BD16786/7PLWE	1

BONNET LOCKS & LINKS: OTS



S1 4.2 OTS

1. Stone Guard Assembly behind Bonnet Air Intake Aperture	BD20093	1	4. RH Bonnet Balance Link Assembly	BD20016	1
Screw, Set, securing Stone Guard to Bonnet	BD20150/3	8	LH Bonnet Balance Link Assembly	BD20017	1
Washer, Shakeproof, on Setscrews	C723/A	8	Spring, on Bonnet Balance Link	BD19972	4
Washer, Special, under Shakeproof Washers at side fixings	BD541/34	6	Washer (Brass) on each side of Spring Eyes	BD20013/4	16
Washer, Plain, under Shakeproof Washers at top fixings	AW102/T	2	Split Pin, retaining Springs	L102/6U	8
2. Bracket, for lower fixing of Stone Guard	BD20579	2	Screw, Set, securing Balance Links to Bonnet	BD8291/2	8
Screw, Set, securing Brackets and Stone Guard	UFS125/4R	4	Washer, Shakeproof, on Setscrews	C724	8
Nut, on Setscrews	UFN125/L	4	Washer, Special, under Shakeproof Washers	BD541/20	8
Washer, Shakeproof, under Nuts	C724	4	Shouldered Bolt, securing Balance Links to Front Frame	BD19736	2
Washer, Plain, under Shakeproof Washers	FW104/T	4	Washer (Brass) on Bolts	BD20013/1	2
3. Frame Assembly for fixing of Stone Guard	BD18710	1	Washer (Brass) on Bolts	BD20013/2	2
Felt Strip, at top of Frame (23" Long)	BD19031	1	Nut, Self-Locking, on Bolts	C8667/1	2
Screw, Self-Tapping, securing Frame to Bonnet	DAZ814/10C	6	5. Grille for Air Outlet at rear edge of Bonnet	BD19178	1
Washer, Special, on Self-Tapping Screws	BD542/3	6	Thread-Cutting Fix, securing Grille to Bonnet	PFS106	2
			Screw, Set, securing Grille to Bonnet	UFS419/4H	2
			Washer, Shakeproof, on Setscrews	C723/A	2

BONNET LOCKS & LINKS: OTS

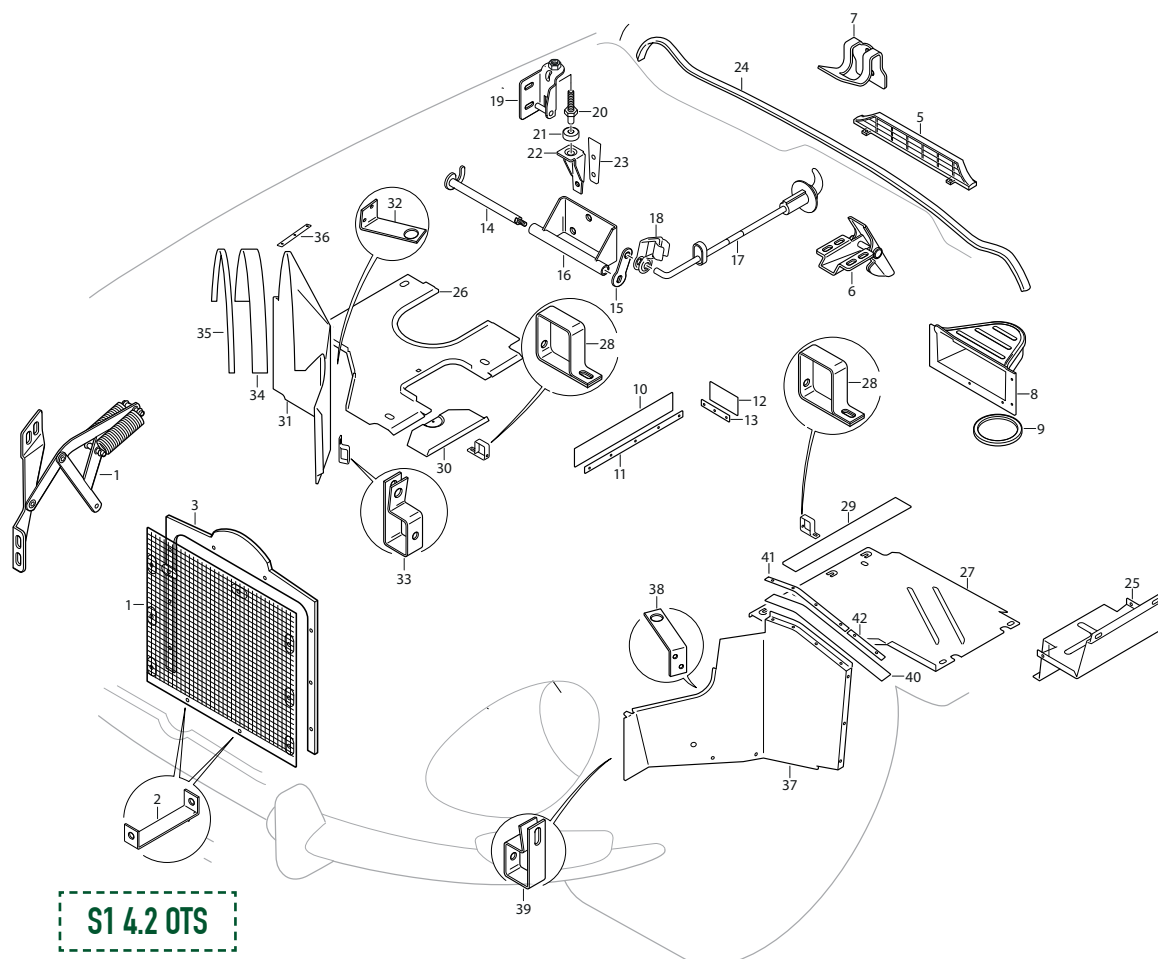
(CONTINUED FROM PAGE 265)

6. Bonnet Safety Catch Assembly	BD20315	1	Screw, Self-Tapping, securing		
Spring, on Safety Catch	BD20318	1	Escutcheons to Body	DJC008/12C	2
Clevis Pin, through Safety Catch	J103/15S	1	Speed Nut, on Self-Tapping Screws	BD8633/8	2
Split Pin, retaining Clevis Pin	L102/4U	1	18. Clip, securing Operating Rods to		
Washer, Special, behind Split Pin	BD541/28	1	Locking Hooks	C13806	2
Screw, Set, securing Safety Catch to Bonnet	UFS419/3H	4	O Ring, preventing vibration of		
Washer, Shakeproof, on Setscrews	C723/A	4	Operating Rods	BD28607	2
Tapped Plate, receiving Setscrews	BD20319	1	19. Bracket Assembly, on RH Bonnet		
7. Bracket receiving Safety Catch	BD20320	1	Side Panel, engaging Locking Hook	BD19905	1
Screw, Set, securing Bracket to Scuttle	BD18307/3	2	Bracket Assembly, on LH Bonnet Side		
Washer, Shakeproof, on Setscrews	C724	2	Panel, engaging Locking Hook	BD19906	1
8. Extension Assembly, at rear of LH Bonnet			Screw, Set, securing Brackets to		
Duct, for Heater Air Intake	BD19730	1	Bonnet Side Panels	BD18307/2	4
9. Seal (Rubber) for Air Intake Extension	BD23657	1	Washer, Shakeproof, on Setscrews	C724	4
Screw, Self-Tapping,			Washer, Special, under Shakeproof Washers	BD541/6	4
securing Extension to Bonnet	DAZ814/12C	6	20. Locating Peg, on Brackets	BD19896	2
Washer, Spring, on Self-Tapping Screws	FG104/X	6	Nut, Locking locating Pegs to Brackets	UFN231/L	2
Washer, Special, under Spring Washers	BD542/3	6	21. Rubber Buffer, on Locating Pegs	BD19936	2
10. Seal (Rubber) between Bonnet LH Valance			22. Bracket, on Dash, receiving Locating Pegs	BD19917	2
and Frame Side Member (9 1/2" Long)	BD20816/1	1	Screw, Set, securing Brackets to Dash	BD8291/2	4
11. Fixing Strip, for Rubber Seal	BD20735	1	Washer, Shakeproof, on Setscrews	C724	4
12. Seal (Rubber) between Bonnet LH Rear			23. Gasket, under Locating Brackets	BD25649	2
Diaphragm and Frame Side Member			24. Rest Rubber for rear edge of Bonnet		
(4" Long)	BD20816/2	1	(70" Long)	BD20903/1	1
13. Fixing Strip, for Rubber Seal	BD20736	1	25. Carrier Bracket for Battery Tray	BD15165	1
Pop Rivet, securing Fixing Strips	BD1814/6	8	Screw, Set, securing Carrier Bracket to LH Sill	UFS125/4R	5
14. RH Locking Hook Assembly for Bonnet	BD19890	1	Nut, on Setscrews	UFN125/L	5
LH Locking Hook Assembly for Bonnet	BD19891	1	Washer, Spring, under Nuts	FG104/X	5
15. Lever, on Locking Hook Shaft	BD19894	2	Washer, Plain, under Spring Washers	FW104/T	5
Nut, securing Levers	C8737/1	2	26. RH Undershield for Front Frame	BD20048	1
16. Mounting Bracket Assembly for			27. LH Undershield for Front Frame	BD27427	1
Locking Hooks	BD19883	2	28. Bracket, fixing Undershields		
Screw, Set, securing Mounting Brackets to Dash	BD18307/2	6	to Front Frame	BD20426	4
Washer, Shakeproof, on Setscrews	C724	6	Screw, Set, securing Brackets and		
17. Handle and Rod Assembly,			Undershields to Front Frame	UFS125/5R	4
operating RH Locking Hook	BD19977	1	Nut, on Setscrews	UFN125/L	4
Handle Only	BD19903	1	Washer, Shakeproof, under Nuts	C724	4
Escutcheon	BD19904	1	Washer, Plain, under Shakeproof Washers	FW104/T	4
Seal (Neoprene) on Operating Rod	BD19895	1	Spire Nut, fixing Undershields to		
Screw, Self-Tapping, securing			Sills and Mudshields	BD8536/8	9
Escutcheons to Body	DJC008/12C	2	Screw, Self-Tapping, securing Undershields		
Speed Nut, on Self-Tapping Screws	BD8633/8	2	to Sills and Mudshields	DJJ410/8C	9
Handle and Rod Assembly,			Washer, Plain, on Self-Tapping Screws	AW102/T	9
operating LH Locking Hook	BD19978	1	29. Seal (Canvas/Rubber) for LH Undershield	BD25541	1
Handle Only	BD19903	1			
Escutcheon	BD19904	1			
Seal (Neoprene) on Operating Rod	BD19895	1			

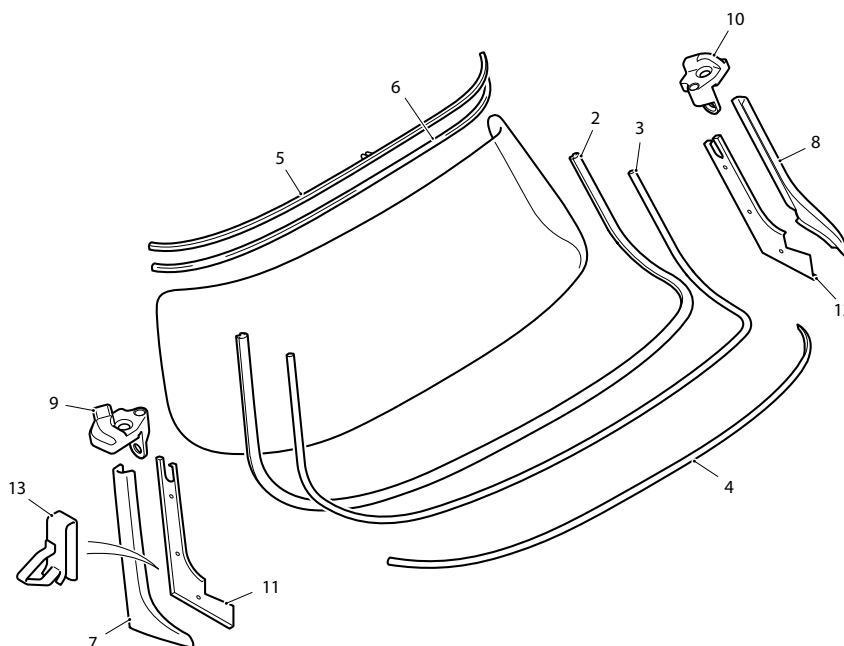


BONNET LOCKS & LINKS: OTS

30. Cover Plate, sealing Oil Cleaner Access Aperture in RH Undershield	BD25246	1	37. LH Mudshield Assembly	BD27425	1
Screw, Self-Tapping, securing Cover Plate	DAZ810/10C	1	38. Bracket, Upper, fixing LH Mudshield	BD20424	1
Fibre Washer, retaining Self-Tapping Screw	BD25247	1	39. Bracket, Lower, fixing LH Mudshield	BD20426	1
Plastic Bush, in Undershield, receiving Self-Tapping Screw	BD25250	1	Pop Rivet, securing Brackets to Mudshield	BD11712/1	4
31. RH Mudshield Assembly	BD19522	1	40. Seal (Rubber) for LH Mudshield (14 3/4" Long)	BD20434/2	1
32. Bracket, Upper, fixing RH Mudshield	BD20425	1	41. Fixing Strip, securing Seal to LH Mudshield	BD20428	1
33. Bracket, Lower, fixing RH Mudshield	BD20426	1	42. Fixing Strip, securing Seal to LH Sill	BD20427	1
Pop Rivet, securing Brackets to Mudshield	BD11712/1	4	Pop Rivet, securing Fixing Strips and Seal	BD1814/6	11
34. Seal (Rubber) for RH Mudshield (33" Long)	BD20434/1	1	Screw, Set, securing Mudshield to Front Frame and Sills	UFS125/5R	10
35. Mudshield Rubber Fixing Kit	SBS7276	1	Washer, Special, on Setscrews	BD541/20	10
36. Fixing Strip, securing Seal to RH Sill	BD20427	1	Nut, on Setscrews	UFN125/L	10
Pop Rivet, securing Fixing Strips and Seals	BD1814/6	14	Washer, Shakeproof, under Nuts	C724	10



WINDSCREEN FITTINGS: OTS



S1 4.2 OTS

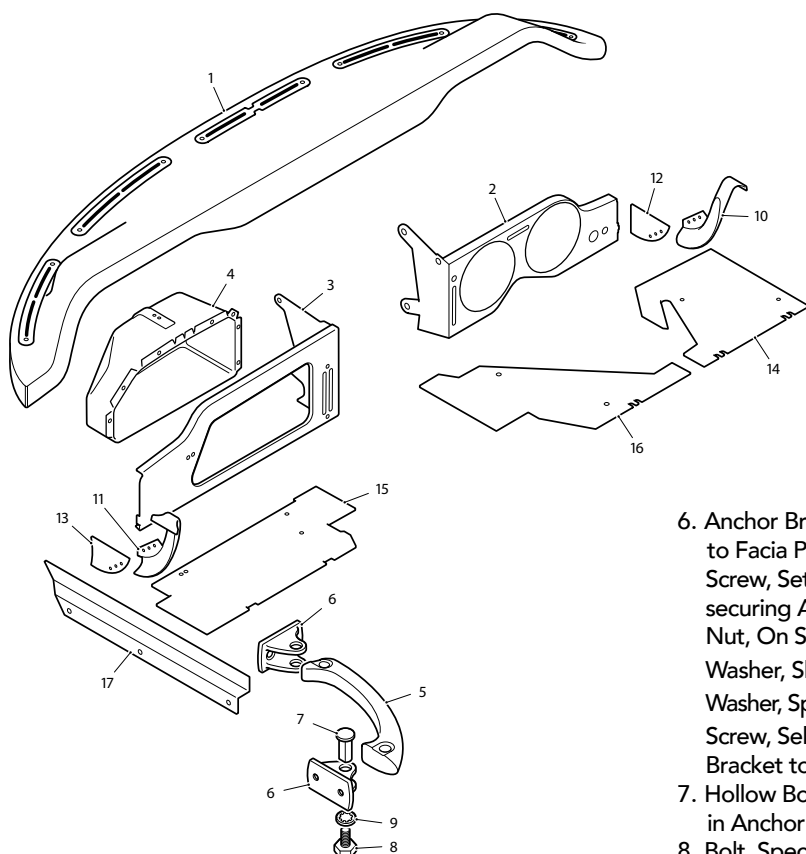
1. Windscreen Glass			9. Chrome Capping and Socket at top of RH Windscreen Pillar	BD15508	1
Clear	BD15501	1			
Tinted	BD15501/1	1	10. Chrome Capping and Socket at top of LH Windscreen Pillar	BD15509	1
2. Seal (Rubber) around Windscreen Glass	BD15514	1	Screw, Set, Securing Cappings to side of Windscreen Pillars	BD15534/3	2
3. Insert (Rubber) for Seal	BD20201	1	Screw, Set, Securing Cappings to top of Windscreen Pillars	BD16940/2	2
4. Chrome Finisher, at bottom edge of Windscreen	BD20562	1	11. Trim Panel Assembly on RH Windscreen Pillar	BD20456	1
5. Chrome Finisher, at top edge of Windscreen	BD20856	1	12. Trim Panel Assembly on LH Windscreen Pillar	BD20457	1
6. Everseal Strip, under Top Chrome Finisher	BD17380/7	1	13. Spring Clip, securing Trim Panels	BD21133	4
7. Chrome Finisher, at RH side of Windscreen	BD25102	1	Licence Holder on Windscreen	BD21181	1
8. Chrome Finisher, at LH side of Windscreen	BD25103	1			
Screw, Self-Tapping, securing side Chrome Finishers	DAC504/8C	2			
Pop Rivet, securing side Chrome Finishers	BD1814/4	4			

SCREEN RAIL & FACIA: OTS

(SEE DIAGRAM ON PAGE 269)

1. Screen Rail Facia Assembly, complete	BD22732	1	Screen Rail Facia	BD21183	1
Bezel, for centre Demister Slot	BD20590	1	Bracket, for RH inner fixing of		
Bezel, for intermediate Demister Slots	BD20591	2	Screen Rail Facia	BD20565	1
Bezel, for outer Demister Slots	BD20592	2	Bracket, for LH inner fixing of		
Screw, Self-Tapping, securing Bezels	DAJ606/10C	10	Screen Rail Facia	BD20566	1
Nut, Securing Screen Rail Facia	UFN119/L	4	Screw, Set (Wedgelock)		
Washer, Shakeproof, under Nuts	C723/A	4	securing Inner Brackets	BD20861/1	4
Washer, Plain, under Shakeproof Washers	AW102/T	4	Demister Vent Set	SBS2057	1
Bracket, for RH outer fixing of			2. RH Facia Panel Assembly		
Screen Rail Facia	BD21182	1	RHD Models	BD19644	1
			LHD Models	BD19646	1

SCREEN RAIL & FACIA: OTS



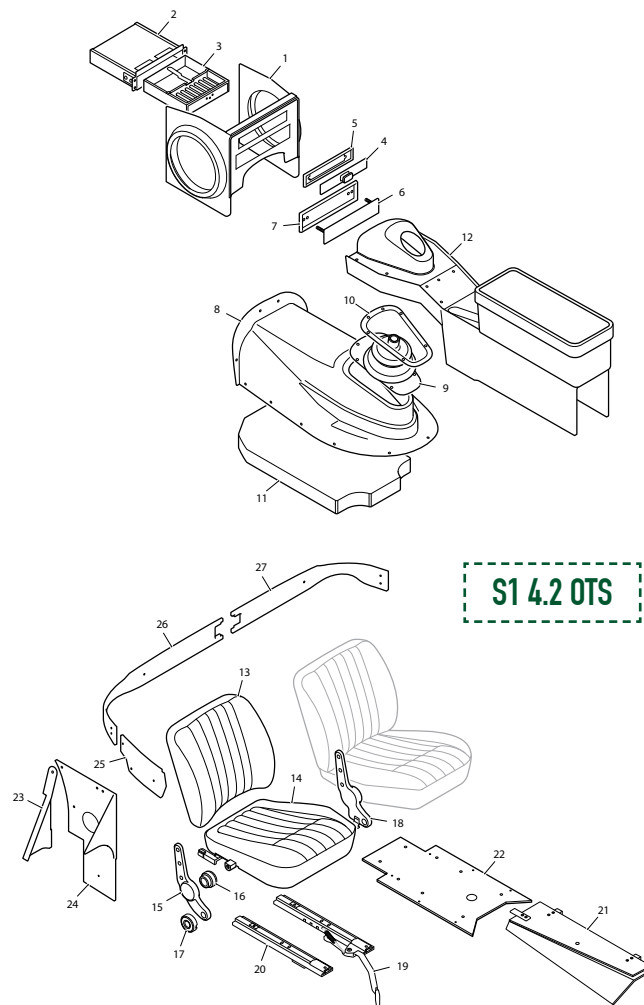
S1 4.2 OTS

(CONTINUED FROM PAGE 268)

3. LH Facia Panel Assembly				
RHD Models	BD19643	1		
LHD Models	BD19645	1		
Bracket, fixing LH Facia Panel to Dash Side	BD19241	1		
Bracket, fixing RH Facia Panel to Dash Side	BD19242	1		
Nut, Securing Facia Panels to Brackets	UFN119/L	4		
Washer, Shakeproof, under Nuts	C723/A	4		
Washer, Plain, under Shakeproof Washers	AW102/T	4		
Screw, Set (Wedgelock)				
securing Facia Panels at upper centre	BD20861/1	4		
Screw, Set, securing Facia Panels at lower centre	UFS119/3R	2		
Nut, On Setscrews	UFN119/L	2		
Washer, Shakeproof, under Nuts	C723/A	2		
Washer, Plain, under Shakeproof Washers	AW102/T	2		
4. LH Cubby Box - RHD Models				
RH Cubby Box - LHD Models	BD27499	1		
Fixing Strip, securing Cubby Box to Facia Panel at top	BD20605	1		
Nut, securing Fixing Strip	UFN119/L	2		
Washer, Shakeproof, under Nuts	C723/A	2		
Rivet, Bifurcated, securing Cubby Box at bottom	BD524/10	2		
Distance Piece, on Rivets	C1094	2		
5. Grab Handle Assembly at LH side of Dash				
RHD Models	BD24933	1		
LHD Models	BD24932	1		
6. Anchor Bracket, fixing Grab Handle to Facia Panel and Dash Side				
Screw, Set, securing Anchor Bracket to Facia Panel	UFS519/4H	2		
Nut, On Setscrews	UFN119/L	2		
Washer, Shakeproof, under Nuts	C723/A	2		
Washer, Special, under Shakeproof Washer	C5203/1	1		
Screw, Self-Tapping, securing Anchor Bracket to Dash Side	DAC508/12C	2		
7. Hollow Bolt, retaining Grab Handle in Anchor Brackets				
	BD24858	2		
8. Bolt, Special, securing Hollow Bolts				
	BD20639	2		
9. Washer, Shakeproof, on Special Bolts				
	C739	2		
10. Chrome Finisher, between RH Facia Panel and Windscreen Pillar				
	BD24950	1		
11. Chrome Finisher, between LH Facia Panel and Windscreen Pillar				
Screw, Self-Tapping, securing Chrome Finishers	BD24951	1		
	DAZ404/10C	2		
12. Trim Panel Assembly, forward of RH Chrome Finisher				
	BD26445	1		
13. Trim Panel Assembly, forward of LH Chrome Finisher				
Screw, Self-Tapping, securing Trim Panels	BD26444	1		
Cup Washer, on Self-Tapping Screws	DAC604/10C	4		
	BD532/1	4		
14. RH Scuttle Top Casing Assembly				
RHD Models	BD20462	1		
LHD Models	BD20464	1		
15. LH Scuttle Top Casing Assembly				
RHD Models	BD20463	1		
LHD Models	BD20465	1		
16. Centre Scuttle Top Casing Assembly				
RHD Models	BD20470	1		
LHD Models	BD20471	1		
Screw, Self-Tapping, securing Casings	DAC604/14C	2		
Cup Washer, on Self-Tapping Screws	BD532/1	2		
Screw, Self-Tapping, securing Casings	DJN608/8C	3		
Cup Washer, on Self-Tapping Screws	BD532/3	3		
Spire Nut, on Self-Tapping Screws	BD8536/6	3		
17. Cover Assembly protecting Wiring Harness at LH side of Dash				
	BD20728	1		
Screw, Self-Tapping, securing Cover	DZZ406/6C	2		

INTERIOR PANELS & SEATS: OTS

1. Front Finisher Panel Assembly above Gearbox Tunnel	BD25351	1
Face Panel Assembly, for Front Finisher Panel	BD25352	1
Spire Nut, securing Face Panel	BD12709	4
Grille, in Loudspeaker Apertures	BD25350	2
Dome Nut, securing Grilles	BD26892	8
Washer, Shakeproof, under Dome Nuts	C722	8
Washer, Plain, under Shakeproof Washers	AW102/T	8
Trim Panel Assembly, at RH side of Front Finisher	BD26202	1
Trim Panel Assembly, at LH side of Front Finisher	BD26203	1
Ash Tray Assembly, complete	BD25355	1
Screw, Self-Tapping, securing Ash Tray to Front Finisher Panel	DA404/6C	4
Chrome Bolt, securing Front Finisher Panel	BD19302	2
Knurled Knob, securing Front Finisher Panel	BD21072	2
Chrome Washer, on Bolts and under Knobs	BD848/2	4
Ash Tray Assembly, complete	BD25355	1
Ash Tray Base and Rollers Assembly	BD25356	1
Ash Tray Slide and Stubber Assembly	BD24088	1
Ash Tray Pull Assembly (Trimmed)	BD25357	1
Finisher (Aluminium) behind Ash Tray Pull	BD25004	1
2. Ash Tray Base and Rollers Assembly	BD25356	1
Screw, Self-Tapping, securing Ash Tray Base to Front Finisher Panel	DA404/6C	4
3. Ash Tray Slide and Stubber Assembly	BD24088	1
Stubber Assembly Only	BD21115	1
Rivet, Securing Stubber in Ash Tray Slide	BD22805	1
Leaf Spring, restricting Movement of Ash Tray Slide	BD23388	1
4. Ash Tray Pull Assembly (Trimmed)	BD25357	1
Pull Only (Chromium Plated)	BD12437	1
Screw, Set, securing Pull	UCS511/3H	1
Nut, Securing Pull Assembly to Ash Tray Slide	UCN113/L	2
Washer, Shakeproof, under Nuts	C721	2
5. Finisher (Aluminium) behind Ash Tray Pull	BD25004	1
6. Trim Panel Assembly in Radio Control Unit Aperture	BD20722	1
Nut, Securing Trim Panel to Front Finisher Panel	UFN119/L	2
Washer, Shakeproof, under Nuts	C723/A	2
Washer, Special, under Shakeproof Washers	BD541/13	2
7. Base Plate and Surround (Chrome Plated) for Radio Aperture Finisher Panel	BD17354	1
8. Gearbox Cover		
Chassis No. 1E.1001 to 1E.1060. 1E.10001 to 1E.10359	BD24129	1
Chassis No. 1E.1061 and subs. 1E.10360 and subs.	BD27463	1



Seal (Plastozote) between Gearbox Cover Front Flange and Dash	BD26122	A/R
Seal (Rubber) under Gearbox Cover (36 1/2" Long)	BD25641/2	1
Screw, Self-Tapping, securing Gearbox Cover	DJZ410/10C	12
Washer, Special, on Self-Tapping Screws	BD542/3	12
Spire Nut, receiving Self-Tapping Screws	BD8536/2	8
9. Grommet, on Change-Speed Lever	BD27500	1
10. Retainer, for Grommet	BD27496	1
Screw, Self-Tapping, securing Retainer	DAZ406/8C	6
11. Sound Insulating Pad (Polyurethane) between Gearbox Cover and top of Gearbox	BD27833	1
Cover Plate Sealing Starter Motor Access Aperture in RH side of Gearbox Tunnel	BD25731	1
Gasket, under Cover Plate	BD25732	1
Screw, Self-Tapping, securing Cover Plate	DZZ410/8C	4
Rubber Plug sealing Gearbox Access Apertures		
Chassis No. 1E.1001 to 1E.1225, 1E.10001 to 1E.10958	BD10821	1
Chassis No. 1E.1226 and subs. 1E.10958 and subs.	BD10821	2

INTERIOR PANELS & SEATS: OTS

12. Finisher Panel Assembly on Gearbox Cover and Propeller Shaft Tunnel			
Chassis No. 1E.1001 to 1E.1060. 1E.10001 to 1E.10359	BD26282	1	
Chassis No. 1E.1061 to 1E.1201. 1E.10360 to 1E.10847	BD27538	1	
Chassis No. 1E.1202 and subs. 1E.10849 and subs.	BD28579	1	
Insert Panel Assembly	BD25126	1	
Gauntlet Panel Assembly			
Chassis No. 1E.1001 to 1E.1060. 1E.10001 to 1E.10359	BD26196	1	
Chassis No. 1E.1061 and subs. 1E.10360 and subs.	BD27537	1	
Screw, Self-Tapping, securing Gauntlet Panel			
Chassis No. 1E.1001 to 1E.1060. 1E.10001 to 1E.10359	DZZ406/4C	5	
Chassis No. 1E.1061 and subs. 1E.10360 and subs.	DZZ406/4C	7	
Chrome Bezel, at top of Gauntlet Panel	BD19981	1	
Rivet, securing Chrome Bezel	BD27011	14	
Chrome Ferrule, at top of Gear Lever Gauntlet	BD19728	1	
Ferrule Base (Nylon)	BD19729	1	
Armrest and Stowage Compartment Assembly	BD24989	1	
Screw, Self-Tapping, securing Stowage Compartment to Finisher Panel			
	DZZ406/8C	4	
Trim Panel Assembly, in bottom of Stowage Compartment			
	BD25038	1	
Seal (Rubber) in Handbrake Lever Aperture			
	BD20469	1	
Screw, Set, securing Finisher Panel to Body			
Chassis No. 1E.1001 to 1E.1060. 1E.10001 to 1E.10359	BD17546/1	3	
Chassis No. 1E.1061 to 1E.1201. 1E.10360 to 1E.10847	BD17546/1	3	
Chassis No. 1E.1202 and subs. 1E.10849 and subs.	BD17546/1	1	
Chrome Washer, on Setscrews			
Chassis No. 1E.1001 to 1E.1060. 1E.10001 to 1E.10359	BD848/2	3	
Chassis No. 1E.1061 to 1E.1201. 1E.10360 to 1E.10847	BD848/2	3	
Chassis No. 1E.1202 and subs. 1E.10849 and subs.	BD848/2	1	
Armrest and Stowage Compartment Assembly			
	BD24989	1	
Armrest Assembly Only			
	BD24991	1	
Hinge, for Armrest			
	BD20131	1	
Screw, Set, Securing Hinge			
	BD18092/2	6	
Stop Plate, At Armrest Hinge Fixing			
	BD26002	1	
13. Squab Assembly	BD27364	2	
14. Base Assembly for RH Seat			
Chassis No. 1E.1001 to 1E.1418. 1E.10001 to 1E.11802			
	BD27363	1	
Chassis No. 1E.1419 and subs. 1E.11803 and subs.			
	BD28401	1	
Base Assembly for LH Seat			
Chassis No. 1E.1001 to 1E.1418. 1E.10001 to 1E.11802			
	BD27362	1	
Chassis No. 1E.1419 and subs. 1E.11803 and subs.			
	BD28402	1	
15. Hinge Arm Assembly, at RH side of Seat			
	BD27339	1	
Hinge Arm Assembly, at LH side of Seat			
	BD27338	1	
Screw, Set, securing Hinge Arms to Squab			
	BD17821/7	6	
16. Pivot Bush (Nylon) for Hinge Arms			
	BD26221	2	
17. Retainer, Holding Hinge Arms and Pivot Bushes to Seat Base			
	BD26222	2	
Screw, Set, securing Retainers to Seat Base			
	BD16940/2	2	
18. Hinge Arm Assembly at LH side of Seats			
	BD27338	2	
Spring, on LH Hinge Arms, retaining Squab in raised position			
	BD27838	2	
Screw, Self-Tapping, securing Springs			
	DAC404/4C	4	
Locking Slide for RH Seat			
	BD27432	1	
19. Locking Slide for LH Seat			
	BD27431	1	
20. Seat Slide (Plain)			
	BD27433	2	
Fixing Boss, locating Seat Slides on Floor at front			
	BD27434	4	
Packing Piece, under Fixing Bosses at front			
	BD17648	4	
Screw, Set, securing Fixing Bosses to Floor			
	BD21509/8	4	
Washer, Shakeproof, on Setscrew			
	BD2906/10	4	
Packing Piece, under Seat Slides at Rear			
	BD17648	4	
Screw, Set, securing Seat Slides to Floor at rear			
	BD27546/6	4	
Washer, Shakeproof, on Setscrews			
	C724	4	
Screw, Set, securing Slides to Seats			
	BD27546/4	8	
Washer, Shakeproof, on Setscrews			
	C724	8	
Packing Washer, between Slides and Seats			
Chassis No. 1E.1001 to 1E.1418. 1E.10001 to 1E.11802			
	BD13529	12	
Chassis No. 1E.1419 and subs. 1E.11803 and subs.			
	BD13529	8	
21. Front Heat Shield Assembly for Exhaust System			
	C25101	1	
Screw, Self-Tapping, securing Heat Shield to Floor			
	DAZ408/8C	2	
Screw, Set, securing Heat Shield to Floor			
	UFS125/3R	1	
Washer, Shakeproof, on Setscrew			
	C724	1	
Screw, Self-Tapping, securing Heat Shield to Gearbox Side Panel			
	DJZ510/12C	1	
Cup Washer, on Self-Tapping Screw			
	BD18545	1	
Spire Nut, receiving Self-Tapping Screw			
	BD8633/2	1	

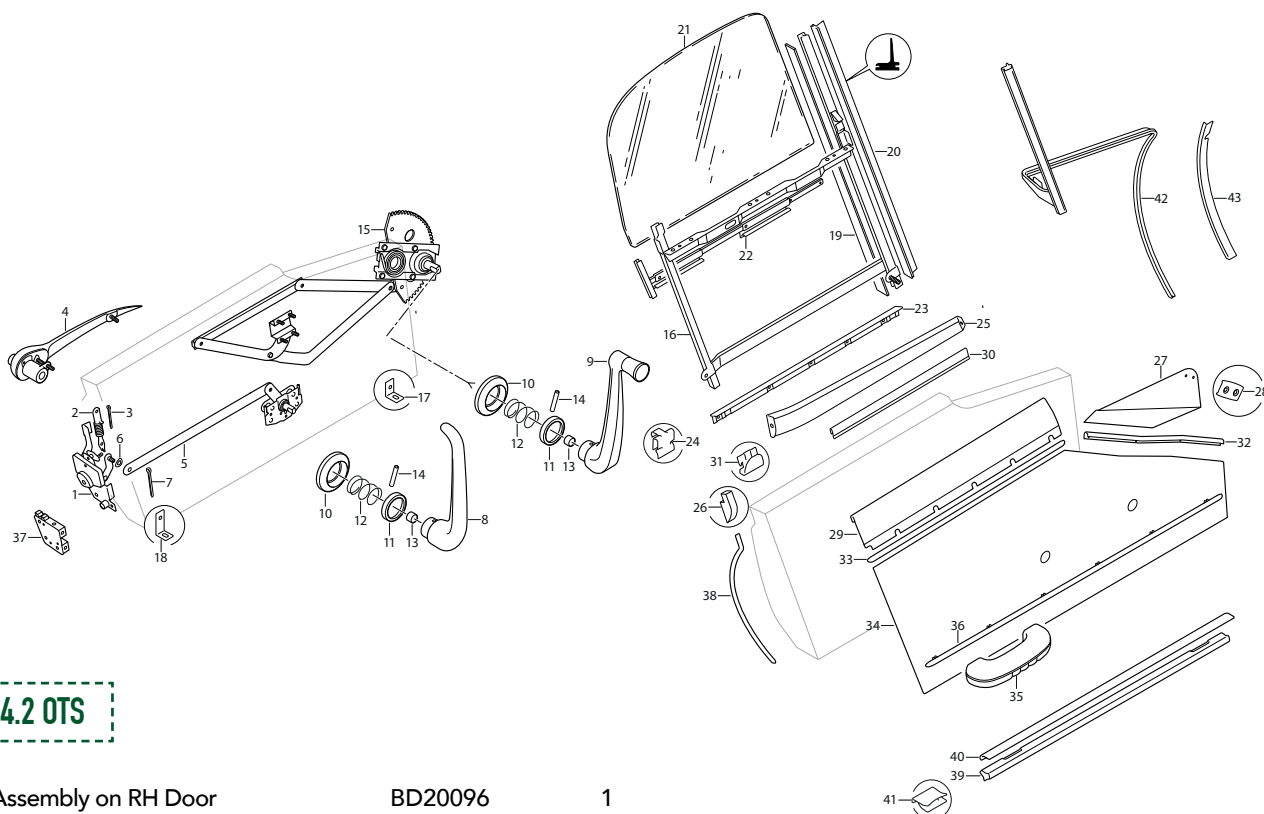
INTERIOR PANELS & SEATS: OTS

(CONTINUED FROM PAGE 271)

22. Rear Heat Shield Assembly for Exhaust System	BD20439	1	Washer, Shakeproof, under Nut	C723	1
Pop Rivet, securing Heat Shield to Body	BD1814/5	8	Washer, Plain, under Shakeproof Washer	AW102/T	1
23. Trim Panel Assembly on RH Shut Pillar	BD20452	1	Quarter Trim Panel Assembly above LH Rear Wheel Arch	BD20384	1
Trim Panel Assembly on LH Shut Pillar	BD20453	1	Stud, on Trim Panel, for "Lift The Dot" Fastener	BD1749	1
24. Trim Panel Assembly between RH Rear Wheel Arch and Shut Pillar	BD20379	1	Nut, securing Stud	AN102/L	1
Clip, Fixing Trim Panel	BD11309	5	Washer, Shakeproof, under Nut	C723	1
Trim Panel Assembly between LH Rear Wheel Arch and Shut Pillar	BD20380	1	Washer, Plain, under Shakeproof Washer	AW102/T	1
Clip, Fixing Trim Panel	BD11309	5	Screw, Self-Tapping, securing Trim Panels to Body	DAC604/8C	4
Screw, Self-Tapping, securing Trim Panels to Body	DAC604/8C	2	Cup Washer, on Self-Tapping Screws	BD532/1	4
Cup Washer, on Self-Tapping Screws	BD532/1	2	26. RH Trim Panel Assembly, on Tonneau, below Backlight	BD20532	1
Screw, Self-Tapping, securing Trim Panels to Body	DA404/6C	8	27. LH Trim Panel Assembly, on Tonneau, below Backlight	BD20533	1
25. Quarter Trim Panel Assembly above RH Rear Wheel Arch	BD20383	1	Screw, Self-Tapping, securing Tonneau Trim Panels	DAC604/8C	2
Stud, on Trim Panel, for "Lift The Dot" Fastener	BD1749	1	Screw, Self-Tapping, securing Quarter and Tonneau Trim Panels	DAC604/12C	2
Nut, securing Stud	AN102/L	1	Cup Washer, on Self-Tapping Screws	BD532/1	4



DOOR & WINDOW FITTINGS: OTS



S1 4.2 OTS

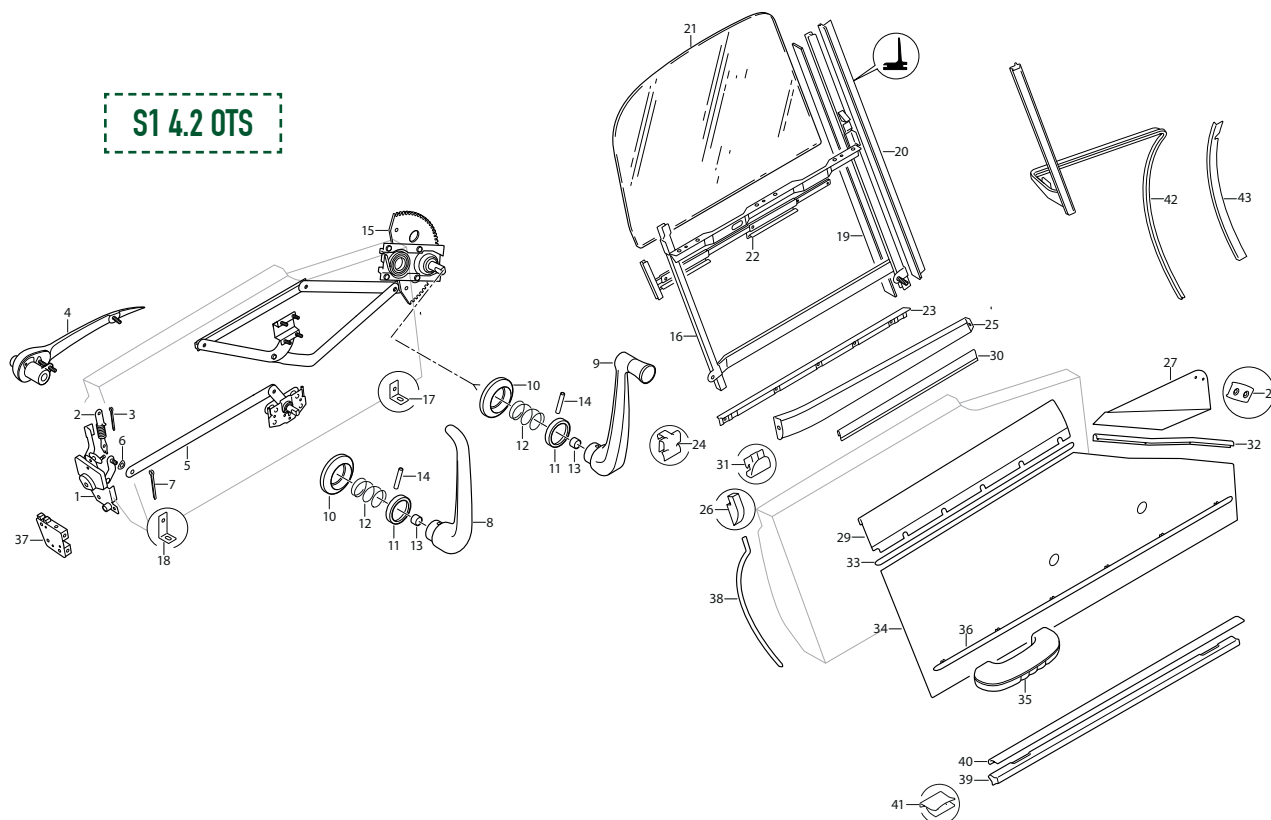
1. Lock Assembly on RH Door	BD20096	1		
Lock Assembly on LH Door	BD20095	1		
2. Link, Between Lock and outside Handle	BD19445	2		
3. Spring Clip, retaining Links	BD23473	4		
Washer, Spring, for Link Fixing at Locks	BD1708/9	2		
Screw, Set, Securing Locks to Doors	UFS419/3H	6		
Washer, Shakeproof, on Setscrews	C723/A	6		
Shakeproof Screw, securing Locks to Doors	BD20780/3	2		
4. Outside Handle on RH Door	BD19245	1		
Operating Lever Assembly, for RH Door Handle	7903	1		
Housing, for Tension Spring in RH Door Handle	9601	1		
Locking Barrel, in RH Door Handle	BD12000	1		
Nut, securing Outside Handles	UFN119/L	2		
Washer, Shakeproof, under Nuts	C723/A	2		
Washer, Plain, under Shakeproof Washers	AW102/T	2		
Outside Handle on LH Door	BD19246	1		
Operating Lever Assembly, for LH Door Handle	7904	1		
Housing, for Tension Spring in LH Door Handle	9602	1		
Locking Barrel, In LH Door Handle	BD11999	1		
Nut, Securing outside Handles	UFN119/L	2		
Washer, Shakeproof, under Nuts	C723/A	2		
Washer, Plain, under Shakeproof Washers	AW102/T	2		
5. Remote Control and Link Assembly for operation of RH Door Lock	BD20098	1		
Remote Control and Link Assembly for operation of LH Door Lock	BD20097	1		
6. Wavy Washer, at connection of Links to Locks	BD19575	2		
7. Spring Clip, securing Links to Locks	BD23473	2		
Washer, Special behind Spring Clips	BD19574	2		
Screw, Set, securing Remote Control to Doors	UFS419/3H	6		
Washer, Shakeproof, on Setscrews	C723/A	6		
8. Inside Handle for Doors	BD10728	2		
9. Handle operating Window Regulators	BD10729	2		
10. Outer Escutcheon for Window Regulator and Inside Door Handles	BD10730	4		
11. Inner Escutcheon for Window Regulator and Inside Door Handles	BD10731	4		
12. Spring behind Escutcheons	BD10732	4		
13. Rubber Plug, behind Handles	BD10734	4		
14. Peg, securing Handles to Remote Controls and Window Regulators	BD10733	4		

DOOR & WINDOW FITTINGS: OTS

(CONTINUED FROM PAGE 273)

15. Window Regulator Assembly in RH Door	BD20522	1
Window Regulator Assembly in LH Door	BD20523	1
Screw, Set, securing Window Regulators to Doors	UFS425/3H	8
Nut, securing Window Regulators to Doors	UFN125/L	8
Washer, Shakeproof, on Setscrews and under Nuts	C724	16
16. Frame Assembly for Window in RH Door	BD20997	1
Frame Assembly for Window in LH Door	BD20998	1
17. Bracket, for forward fixing of Window Frames	BD16465	2
18. Bracket, for rear fixing of Window Frames	BD20668	2
Nut, securing Brackets to Doors and Window Frames to Brackets	UFN125/L	6
Screw, Set, securing Window Frames to Rear Brackets	UFS125/4R	2

Washer, Shakeproof, under Nuts and on Setscrews	C724	8
Washer, Plain under Shakeproof Washers	FW104/T	8
Screw, Self-Tapping, securing Window Frames at top of Door Shut Faces	DA504/8C	4
Washer, Shakeproof, on Setscrews	BD4243	4
Packing, between Window Frame and Waist Rail (.048" Thick)	BD20091/1	A/R
Packing, between Window Frame and Waist Rail (.128" Thick)	BD20091/2	A/R
Screw, Set, securing Window Frames at Waist Rail	BD14399/6	12
Washer, Shakeproof, on Setscrews	C738	12
Washer, Plain, under Shakeproof Washers	AW102/T	12
Tapped Plate, receiving Setscrews	BD28448	6
19. Seal (Felt) inside forward channel of Window Frames (28" Long)	BD10099	2
20. Seal (Neoprene) on forward channel of Window Frames (13 1/2" Long)	BD19397/2	2
21. Glass for Windows in Doors		
Clear	BD20801	2
Tinted	BD20801/1	2
Everseal Strip, between Glasses and Regulator Channels (24" Long)	BD1300	2



DOOR & WINDOW FITTINGS: OTS

22. Regulator Channel Assembly for RH Door Glass	BD21020	1	33. Chrome Finisher, Rear Upper, on RH Door	BD26542	1
Regulator Channel Assembly for LH Door Glass	BD21021	1	Chrome Finisher, Rear Upper, on LH Door	BD26543	1
Square Nut, limiting downward movement of Glasses	BD5440/6	2	Screw, Self-Tapping, securing Chrome Finishers To Doors	DAJ504/8C	8
Screw, Set, securing Square Nuts	BD13819/1	2	34. Casing Assembly on RH Door	BD26898	1
23. Outer Seal (Rubber) for Door Glass	BD16700	2	Casing Assembly on LH Door	BD26899	1
24. Clip, securing Outer Seals	BD10413	14	Clip, securing Casing to Door	BD21133	22
25. Chrome Finisher Assembly at top of RH Door	BD25144	1	Thrust Pad (Rubber) behind Casings	BD24952/4	4
Chrome Finisher Assembly at top of LH Door	BD25145	1	Sealing Plate, Front, behind Door Casings	BD20978	2
Screw, Self-Tapping, securing Chrome Finishers	DAC504/6C	4	Sealing Plate, Rear, behind Door Casings	BD20979	2
26. Sealing Block on Shut Face of RH Door	BD19223	1	Pop Rivet, securing Sealing Plates to Doors	BD1814/2	14
Sealing Block on Shut Face of LH Door	BD19224	1	35. Armrest Assembly (Trimmed) on Doors	BD14963	2
Screw, Set, Securing Sealing Blocks	UCS516/3H	2	Armrest Assembly Only (Untrimmed)	BD14958	1
27. Trim Panel Assembly, Front Upper, on RH Door	BD25676	1	Bolt, Special, securing Armrests To Doors	BD25339	4
Trim Panel Assembly, Front Upper, on LH Door	BD25677	1	Washer, Special, on Special Bolts	BD541/28	4
28. Striker Plate, on Front Upper Trim Panels, operating Map Lamp Switches	BD19070	A/R	Washer (Rubber) at Armrest Fixings	BD15293	4
Screw, Self-Tapping, securing Striker Plates to Doors	DAC606/8C	4	36. Chrome Finisher, Lower, on Door Casings	BD20503	2
29. Trim Panel Assembly, Rear Upper, on LH Door	BD15505	1	Clip, securing Chrome Finishers to Casings	BD11546	12
Trim Panel Assembly, Rear Upper, on RH Door	BD15504	1	37. Striker for RH Door Lock	BD19296	1
30. Weather Strip, Inner, for Door Glass (19 1/2" Long)	BD20010/3	2	Striker for LH Door Lock	BD19295	1
31. Clip, securing Weather Strip	BD20082	10	Shakeproof Shim, under Strikers	BD19297	2
Screw, Self-Tapping, securing Trim Panels to Doors	DAJ504/6C	4	Shim, Packing Strikers (.036" Thick)	BD19298	A/R
32. Chrome Finisher, Front Upper, on RH Door	BD26544	1	Screw, Set, securing Strikers	BD17821/7	6
Chrome Finisher, Front Upper, on LH Door	BD26545	1	38. Seal (Rubber) for RH Door Shut Pillar	BD25898	1
Screw, Self-Tapping, securing Chrome Finishers To Doors	DAJ504/8C	6	Seal (Rubber) for LH Door Shut Pillar	BD25899	1
			39. Seal (Rubber) for Door Sills	BD24789	2
			40. Chrome Finisher at edge of Door Sills	BD19129	2
			41. Clip, securing Chrome Finishers	BD16794	14
			42. Seal (Rubber) for RH "A" Post	BD25360	1
			Seal (Rubber) for LH "A" Post	BD25361	1
			43. Seal Retainer on RH "A" Post	BD23654	1
			Seal Retainer on LH "A" Post	BD23653	1
			Pop Rivet, securing Seal Retainers	BD11712/1	6

MADE IN-HOUSE BY SNG BARRATT

WINDOW REGULATOR
BD20522 (RH DOOR)
BD20523 (LH DOOR)

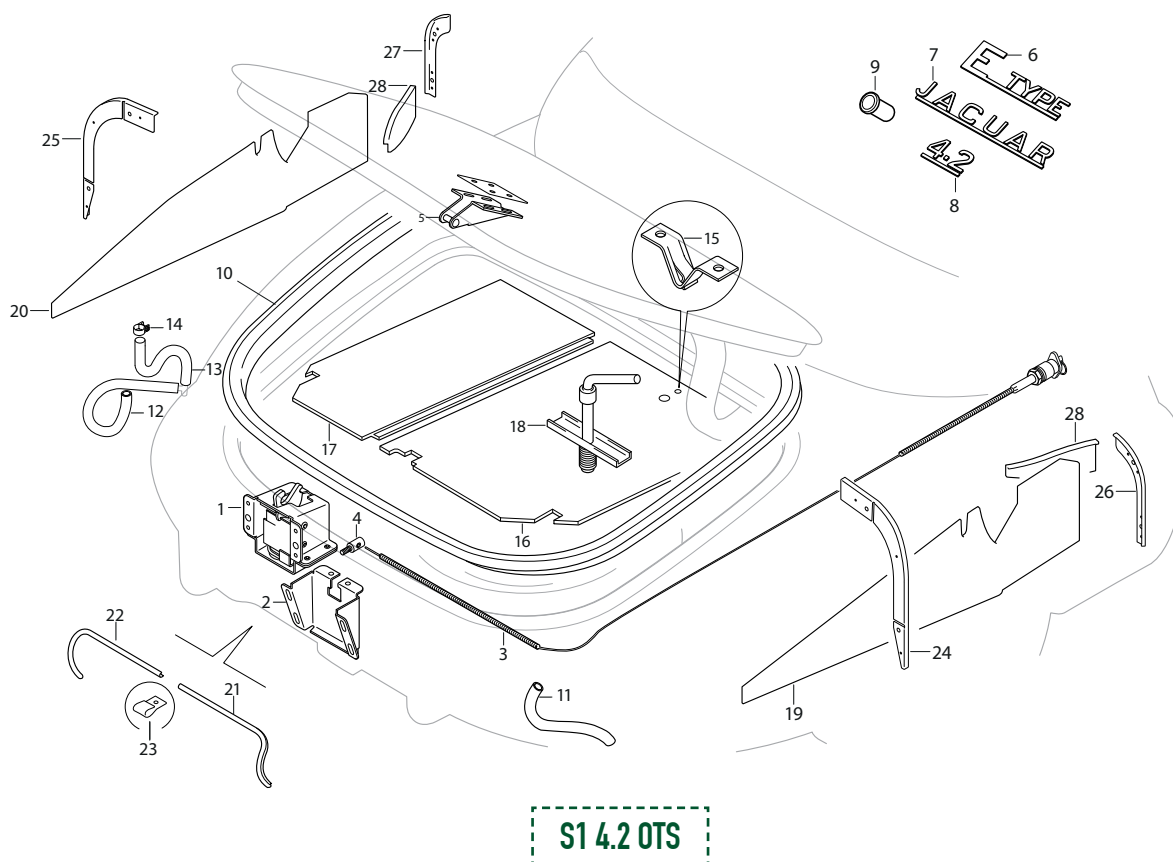


PARTS & ACCESSORIES
FOR
CLASSIC & MODERN JAGUARS


S·N·G
BARRATT
GROUP

BOOT FITTINGS: OTS

1. Lock Assembly for Boot Lid	BD15898	1	Washer, Plain, under Shakeproof Washers	FW104/T	4
Screw, Set, securing Lock to Bracket	UFS319/3H	4	Shim (.036" Thick) for Striker	BD11321	A/R
Washer, Shakeproof, on Setscrews	C723/A	4	6. E-Type Emblem on Boot Lid	BD27666	1
Washer, Plain, under Shakeproof Washers	AW102/T	4	7. Jaguar Emblem on Boot Lid	BD26762	1
Nut, securing Lock	UFN119/L	2	8. 4.2 Emblem on Boot Lid	BD26766	1
2. Bracket, mounting Boot Lid Lock	BD16202	1	9. Friction Bush, securing Emblems to Boot Lid	BD25659	8
Nut, securing Bracket	UFN119/L	4	10. Seal (Neoprene) for Boot Lid (120" Long)	BD25715/1	1
Washer, Shakeproof, under Nuts	C723/A	4	11. Drain Tube at RH side of Boot Lid Aperture	BD23335	1
Washer, Plain, under Shakeproof Washers	AW102/T	4	12. Drain Tube at LH side of Boot Lid Aperture	BD659/12	1
3. Control Cable Assembly for release of Boot Lid Lock	BD27158	1	13. Drain Tube for Petrol Filler Box (18 5/8" Long)	BD659/13	1
Locking Barrel (Complete with Keys)	BD27975	1	14. Clip, Securing Drain Tube	C15886/8	2
4. Clamp, for Outer Cable	BD16213	1	Rubber Buffer, Cushioning Petrol Filler Lid	BD22536	2
Screw, Set, securing Outer Cable to Clamp	UFS119/3R	1	Cover Plate, in Boot Floor Top Panel, over Rear Suspension	BD18492	1
Nut, Securing Clamp to Bracket	UFN119/L	1	Seal (Rubber) Under Cover Plate	BD18493	1
Washer, Shakeproof, under Nut	C723/A	1	Screw, Self-Tapping, Securing Cover Plate	DJZ410/8C	7
Clip, for Outer Cable	C18461	1	15. Spring Latch, on Top Panel, fixing RH Boot Floorboard	BD19053	1
5. Striker for Boot Lid Lock	BD15489	1	Pop Rivet, securing Spring Latch	BD1814/1	2
Screw, Set, securing Striker to Boot Lid	BD18307/2	4			
Washer, Shakeproof, on Setscrews	C724	4			



16. RH Floorboard Assembly in Boot	U1058	1
Stud, Fixing Floorboard	BD10958	1
Washer, Shakeproof, on Stud	C723/A	1
Tee Nut, Receiving Stud	BD9909/5	1
Spring Clip, retaining RH Floorboard to Body at rear	BD19054	1
Pop Rivet, Securing Spring Clip	BD1814/1	3
17. LH Floorboard Assembly in Boot	U1058	1
Support Strip, at edge of LH Floorboard	BD19055	1
Woodscrew, securing Support Strip	MJ208/3R	6
Rubber Buffer, in Support Strip	BD4321	3
Screw, Self-Tapping, securing LH Floorboard at front	DJZ510/14C	2
Cup Washer, on Self-Tapping Screws	BD18545	2
Screw, Self-Tapping, securing LH Floorboard at rear	DJZ110/14C	1
Washer, Special, on Self-Tapping Screw	BD541/34	1
18. Spare Wheel Clamp Assembly	BD11007/1	1
Handle, operating Spare Wheel Clamp	BD10637	1
Screw, in Handle	BD11008/1	1
Mills Pin, locking Screw in Handle	C704/1	1
Clamp Plate, holding Spare Wheel	BD10639	1
19. Casing at RH side of Boot	BD27848	1
20. Casing at LH side of Boot	BD27849	1
Screw, Self-Tapping, securing Side Casings	DAC604/8C	8
Cup Washer, on Self-Tapping Screws	BD532/1	8
Mat Assembly on Boot Floor	BD27902	1
Button, fixing Mat to Boot Floor	BD1286/1	4
Socket, securing Buttons to Mat	BD1286/2	4
Stud, receiving Buttons	BD1286/3	4
Screw, Self-Tapping, securing Studs to Boot Floor	DAZ504/8C	4
21. Chrome Beading at RH side of Rear Number Plate Panel	BD19092/1	1
22. Chrome Beading at LH side of Rear Number Plate Panel	BD19092/2	1
23. Joint Piece for Beadings	BD24183	1
Screw, Self-Tapping, securing Joint Piece	DAC404/6C	1
Rear Number Plate	C18921	1
Screw, Self-Tapping, securing Rear Number Plate	DZZ406/8C	4
Rubber Plug, in Rear Number Plate Panel	BD6581	4
Rubber Plug, in Rear Number Plate Panel, sealing Lock Access Hole	BD25192	1
24. Sealing Plate at front of RH Rear Wheel Arch	BD25200	1
25. Sealing Plate at front of LH Rear Wheel Arch	BD25201	1
26. Sealing Plate at rear of RH Rear Wheel Arch	BD25198	1
27. Sealing Plate at rear of LH Rear Wheel Arch	BD25199	1
28. Sealing Plate, upper, for RH Rear Wheel Arch	BD25363	1
29. Sealing Plate, upper, for LH Rear Wheel Arch	BD25364	1
Pop Rivet, securing Sealing Plates	BD11712/1	22



BD15898
LOCK ASSEMBLY FOR BOOT LID



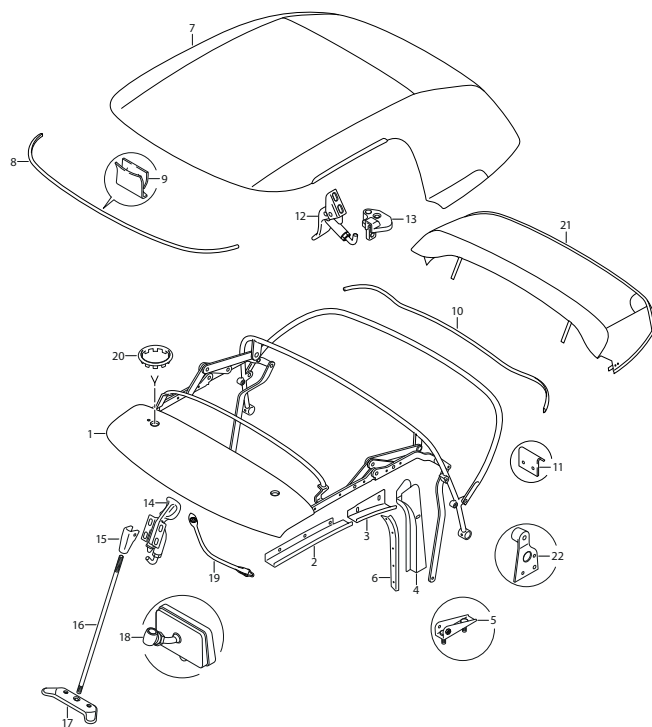
U1058
FLOORBOARD ASSEMBLY IN BOOT



BD26766
4.2 EMBLEM ON BOOT LID

CONVERTIBLE TOP: OTS

1. Hood Sticks Assembly	BD19464	1	Washer, Plain, under Shakeproof Washers	AW102/T	4
Stop Stud, on No. 2 Links	BD19492	2	RH Pivot Bracket Assembly for Main Stick	BD20657	1
Locknut, on Stop Studs	UFN225/L	2	5. LH Pivot Bracket Assembly for Main Stick	BD19458	1
Pivot Bolt, securing No. 1 Link to No. 2 Link	BD20359	2	Nut, securing Pivot Brackets to Wheel Arches	UFN131/L	4
Dome Nut, on Pivot Bolts	BD19259	2	Washer, Shakeproof, under Nuts	C725	4
Pivot Bolt, joining No. 3 Link to Main Stick	BD19193	2	Washer, Plain, under Shakeproof Washers	FW105/T	4
Pivot Bolt, joining No. 6 Link to Main Stick	BD21193	2	Shim, for adjustment of Pivot Brackets	BD23469	A/R
Washer, Brass, on Pivot Bolts	BD541/22	2	Bolt, Special, pivoting Main Sticks	BD19160	2
Washer, Brass, on Pivot Bolts	BD541/23	6	Bolt, Special, securing Control Link to Body	BD19393	2
Bolt, securing No. 1 Link to Canopy Panel	BD19302	4	Washer, Brass, on Special Bolts	BD541/30	8
Washer, Shakeproof, on Bolts	C724	4	6. Chrome Drip Moulding on LH Main Head Pillar	BD19293	1
Washer, Special, under Shakeproof Washers	BD541/32	4	Chrome Drip Moulding on RH Main Head Pillar	BD19294	1
Cantrail Channel, RH Front	BD19250	1	Screw, Self-Tapping, securing Drip Mouldings	DAJ404/8C	12
2. Cantrail Channel, LH Front	BD19249	1	7. Hood Cloth Assembly, complete	BD20582	1
Cantrail Channel, RH Rear	BD19250/1	1	Socket, on Hood Cloth, for "Lift The Dot" Fasteners	BD568/1	2
3. Cantrail Channel, LH Rear	BD19249/1	1	Clinch Plate, securing Sockets to Hood Cloth	BD568/2	2
Screw, Set, securing Cantrail Channels to Hood Stick Links	UFS519/4H	10	Tacking Strip, RH, for Hood Cloth fixing	BD20141	1
Nut, on Setscrews	UFN119/L	10	Tacking Strip, LH, for Hood Cloth fixing	BD20140	1
Washer, Shakeproof, under Nuts	C723/A	10	Tacking Strip, centre, for Hood Cloth fixing	BD20142	1
Washer, Special, on Setscrews	BD541/28	10	Screw, Self-Tapping, securing Tacking Strips	DA404/8C	14
Washer, Plain, on Setscrews	AW102/T	4	Fillet (Hardwood) for Tonneau Side, RH Inner	BD20460	1
Main Head Pillar Assembly, RH	BD19368	1	Fillet (Hardwood) for Tonneau Side, LH Inner	BD20461	1
4. Main Head Pillar Assembly, LH	BD19367	1	Screw, Self-Tapping, securing Fillets	DA506/12C	6
Screw, Set, Securing Main Head Pillars to Main Stick	UCS513/4H	4	8. Chrome Beading at forward edge of Canopy Panel	BD20099	1
Cup Washer, on Setscrews	BD532/1	4			
Screw, Set, securing Main Head Pillars to Main Stick	UFS419/3H	4			
Washer, Shakeproof, on Setscrews	C723/A	4			

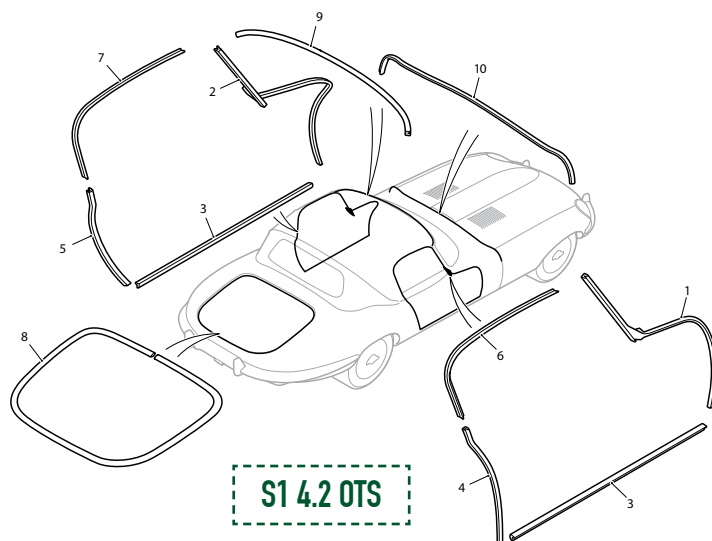


S1 4.2 OTS

9. Clip, securing Chrome Beading to Canopy Panel	BD16794	20	16. Stabilizer Rod between Chrome Socket and Bracket on Dash	BD19517	1
Seal (Rubber) for Canopy Panel to top of Windscreen (55" Long)	BD17413	1	Nut, locking Stabilizer Rod to Bracket	UFN225/L	1
Seal (Rubber) on Cantrail and Hood Pillar, for RH Door Glass	BD21799	1	Washer, Shakeproof, under Nut	C724	1
Seal (Rubber) on Cantrail and Hood Pillar, for LH Door Glass	BD21800	1	17. Bracket Assembly, on Dash, receiving lower end of Stabilizer Rod	BD24544	1
Retainer Assembly, on RH Front Cantrail	BD19255	1	Screw, Set, securing Bracket to Dash	UFS119/5R	2
Retainer Assembly, on LH Front Cantrail	BD19254	1	Nut, on Setscrews	UFN119/L	2
Retainer Assembly, on RH Rear Cantrail	BD19257	1	Washer, Spring, under Nuts	AG102/X	2
Retainer Assembly, on LH Rear Cantrail	BD19256	1	Washer, Plain, on Setscrews	AW102/T	4
Pop Rivet, securing Retainers	BD1814/2	14	18. Interior Mirror Assembly	C17757	1
10. Chrome Beading on Tonneau	BD28275	1	Mounting Boss, for Interior Mirror	C17757/1	1
Screw, Self-Tapping, securing Chrome Beading	DAC604/10C	8	Mirror Head	C17757/2	1
Screw, Self-Tapping, securing Chrome Beading	DAC604/14C	2	19. Strap Assembly, on Canopy Rail, fixing Hood when folded	BD20660	2
Hood Piping (PVC) under Chrome Beading (70" Long)	BD18288	1	Socket, on Straps, for "Lift The Dot"	BD20674	2
11. Hook Plate, under Tonneau Beading, for fixing of Hood Envelope	BD20658	4	Fasteners	BD568/2	2
Screw, Self-Tapping, securing Hook Plates	DAC504/8C	8	Clinch Plate, securing Sockets to Straps	BD20659	2
12. Outer Toggle Clamp Assembly, securing Hood when raised	BD15907	2	Screw, Set, securing Straps to Canopy Rail	BD13713/7	2
Hook Only, for Toggle Clamp	BD15912	2	Washer, on Setscrews	C2017/2	2
Locknut, for Hook	BD20892	2	Spacer, on Setscrews	BD20781	2
Screw, Set, securing Toggle Clamps to Canopy Rail	BD17546/2	4	Lift The Dot Stud securing end of Straps when not in use	BD1750	2
Washer, Shakeproof, on Setscrews	C274	4	21. Envelope Assembly, enclosing Hood when folded	BD27669	1
Washer, Special, under Shakeproof Washers	BD451/32	4	Socket, on Envelope, for "Lift The Dot" Fasteners	BD568/1	3
Anti-Rattle Tube (Rubber) for Toggle Clamps (1" Long)	BD23581/1	2	Clinch Plate, securing Sockets	BD568/2	3
Anti-Rattle Tube (Rubber) for Toggle Clamps (1 1/4" Long)	BD23581/2	2	Tenax Fastener Assembly, fixing Hood Envelope	BD3822	2
13. Chrome Capping and Socket, at top of LH Windscreen Pillar, receiving Outer Toggle Hook	BD15509	1	Stud, on Rear Bulkhead, for "Lift The Dot" Fasteners	BD4076	2
Chrome Capping and Socket, at top of RH Windscreen Pillar, receiving Outer Toggle Hook	BD15508	1	Nut, securing Studs	AN102/L	2
Screw, Set, securing Cappings to side of Windscreen Pillars	BD15534/3	2	Washer, Shakeproof, under Nuts	C723	2
Screw, Set, securing Cappings to top of Windscreen Pillars	BD16940/2	2	RH Mounting Bracket Assembly for Detachable Hardtop	BD23760	1
14. Centre Toggle Clamp Assembly, securing Hood when raised	BD19515	1	Tenax Stud, fixing Hood Envelope	BD23608	1
Hook Only, for Toggle Clamp	BD15912	1	Washer, Shakeproof, on Stud	C723/A	1
Locknut, for Hook	BD20892	1	22. LH Mounting Bracket Assembly for Detachable Hardtop	BD23761	1
Screw, Set, securing Toggle Clamp to Canopy Rail	BD13713/4	2	Tenax Stud, fixing Hood Envelope	BD23608	1
Screw, Set, securing Toggle Clamp to Canopy Rail	BD13713/6	2	Washer, Shakeproof, on Stud	C723/A	1
Washer, Special, on Setscrews	BD541/27	4	Screw, Set (Countersunk Head) securing Mounting Brackets to Shut Pillars	BD23762	2
Anti-Rattle Tube (Rubber) for Toggle Clamp (1" Long)	BD23581/1	1	Screw, Set (Cheese Head) securing Mounting Brackets to Shut Pillars	BD20092/2	2
Anti-Rattle Tube (Rubber) for Toggle Clamp (1 1/4" Long)	BD23581/2	1	Washer, Shakeproof, on Setscrews	C723/A	2
15. Chrome Socket, at top of Windscreen, receiving Centre Toggle Hook	BD20857	1	Washer, Special, under Shakeproof Washers	C3562	2
Screw, Set (Wedgelock) securing Socket to Windscreen Top Finisher	BD20861/1	2	Tenax Fastener Assembly, Complete	BD3822	2
			Button Only ("Tenax No. 31)	BD3822/1	2
			Nut, securing Buttons ("Tenax" No. 32)	BD3822/2	2
			Stud, receiving Buttons	BD23608	2
			Washer, Shakeproof, on Studs	C723/A	2
			Hood Frame Bolt Set	SBS9069	1
			Pillar Capping Screw Set	SBS9297	1

RUBBER SEALS: OTS

1. Rubber Seal, for RH 'A' Post	BD25716	1
2. Rubber Seal, for LH 'A' Post	BD25717	1
3. Rubber Seal, for Door Sills	BD24789	2
4. Rubber Seal, for RH Door Shut Pillar	BD25898	1
5. Rubber Seal, for LH Door Shut Pillar	BD25899	1
6. Rubber Seal, on RH Cantrail and Hood Pillar	BD21800	1
7. Rubber Seal, on LH Cantrail and Hood Pillar	BD21800	1
8. Rubber Seal, for Boot Lid		
S1 3.8 on Boot Lid	BD18055/1	1
S1 4.2 & S2 on Body	BD33417/1	1
9. Rubber Seal, for Canopy Rail to top of Windscreen	BD37782/1	1
10. Rubber Seal, for rear edge of Bonnet	BD20903/1	1



FRONT & REAR BUMPERS: FHC

(SEE DIAGRAM ON PAGE 281)

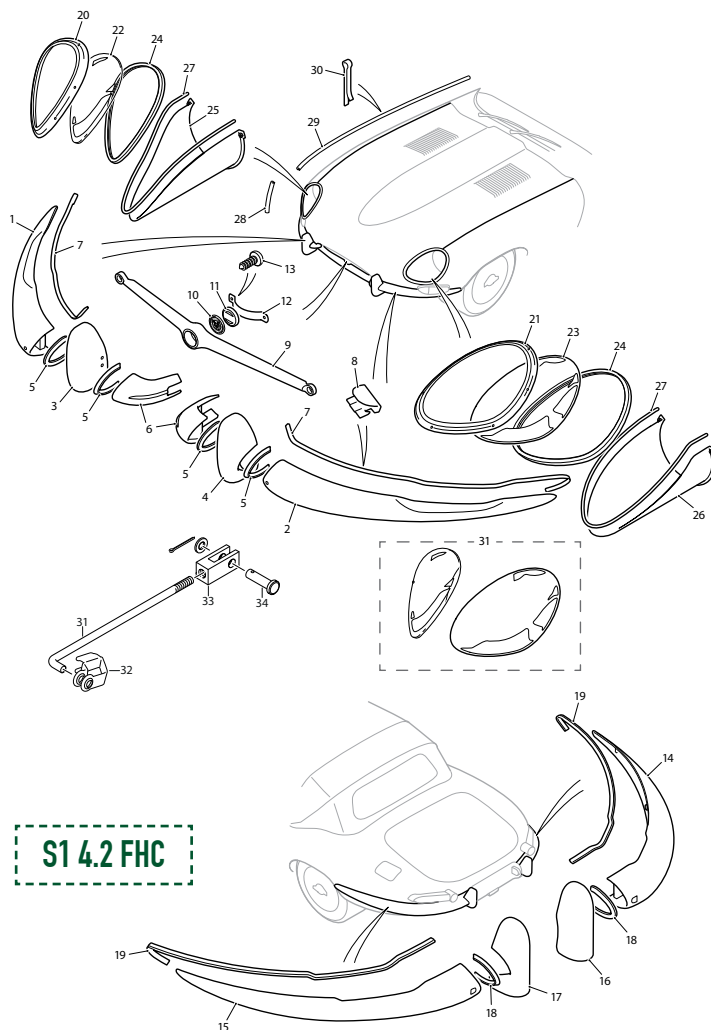
1. RH Front Bumper	BD15533	1	10. Motif	C16336	1
2. LH Front Bumper	BD15532	1	11. Backing Piece, behind Motif	BD19033	1
3. Over Rider Assembly, on RH Front Bumper	BD19111	1	12. Spring Clip, retaining Motif	BD19034	1
4. Over Rider Assembly, on LH Front Bumper	BD19112	1	13. Screw, Self-Tapping, securing Spring Clip	BD11501	2
5. Beading, between Over Rider and Front Bumpers	209K	1	Screw, Set, securing Motif Bar	UFS125/5R	2
Nut, securing Over Rider to Front Bumpers	UFN137/L	2	Washer, Spring, on Setscrews	FG104/X	2
Washer, Spring, under Nuts	FG106/X	2	14. RH Rear Bumper	BD15887	1
Washer, Plain, under Spring Washers	FW106/T	2	15. LH Rear Bumper	BD15888	1
6. Extension Assembly, for Fixing of Motif Bar	BD19113	2	16. Over Rider Assembly, for RH Rear Bumper	BD19135	1
Screw, Set, securing Extension Bracket to Over Riders	UFS125/6R	4	17. Over Rider Assembly, for LH Rear Bumper	BD19136	1
Washer, Shakeproof, on Setscrews	C724	4	Nut, securing Over Rider to Rear Bumpers	UFN137/L	2
Washer, Plain, under Shakeproof Washers	FW104/T	4	Washer, Spring, under Nuts	FG106/X	2
Distance Piece, on Setscrews	BD19119	4	Washer, Plain, under Spring Washers	FW106/T	2
Screw, Set, securing Front Bumpers to Bonnet	UFS137/10R	4	18. Beading, between Over Rider and Rear Bumpers	BD19149	4
Washer, Spring, on Setscrews	FG106/X	4	Screw, Set, securing Rear Bumpers to Body	UFS131/6R	2
Washer, Plain, under Spring Washers	C410	4	Washer, Spring, on Setscrews	FG105/X	2
Spacer, on Setscrews, at Side Fixings	BD20893	2	Washer, Plain, under Spring Washers	FW105/T	2
Spacer, on Setscrews, at Front Fixings	BD20663	2	Screw, Set, securing Rear Bumpers to Body	UFS137/10R	2
7. Rubber Seal, between Front Bumpers and Bonnet	BD18947/2	2	Nut, securing Rear Bumpers to Body	UFN137/L	2
8. Clip, securing Seal	BD10313	2	Washer, Spring, on Setscrews and under Nuts	FG106/X	4
9. Motif Bar in Air Intake Aperture	BD17700	1	Washer, Plain, under Spring Washers	FW106/T	4
			Nylon Spacer, at Rear Bumper Mountings	BD20893	4

FRONT & REAR BUMPERS: FHC

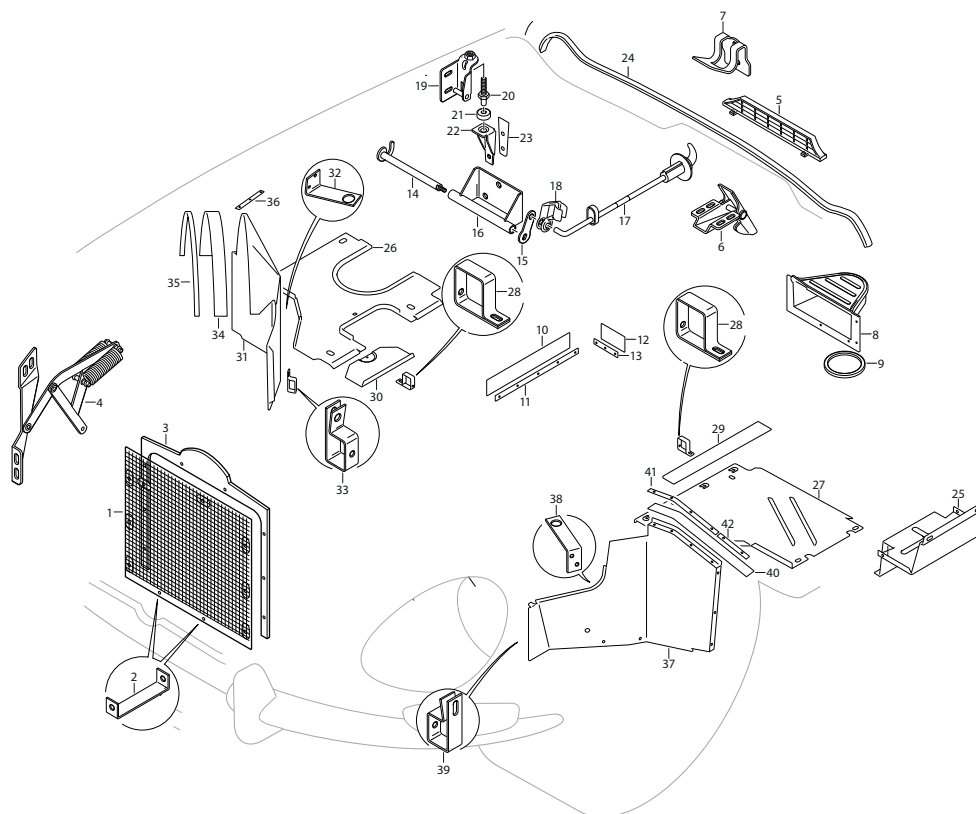
(CONTINUED FROM PAGE 280)

19. Rubber Seal, between Rear Bumpers and Body	BD18947/1	2
20. Chrome Finisher Assembly around RH Headlamp Aperture	BD16789	1
21. Chrome Finisher Assembly around LH Headlamp Aperture	BD16790	1
22. Glass In RH Headlamp Aperture	BD16786	1
23. Glass In LH Headlamp Aperture	BD16787	1
24. Rubber Seal around Headlamp Glasses	BD26672/3	2
Screw, Self-Tapping, securing Finishers and Headlamp Glasses to Bonnet	BD19013/2	12
Spire Nut, on Self-Tapping Screws	BD8633/5	12
Screw, Set, securing Finishers and Headlamp Glasses to Bonnet		
Slotted Countersunk (Early Cars)	BD22780/4	12
Pozi Drive Raised Countersunk (Later Cars)	BD26675/4	12
25. Finishing Panel Assembly in RH Headlamp Recess	BD17651	1
26. Finishing Panel Assembly in LH Headlamp Recess	BD17652	1
27. Rubber Seal, for Panels	BD20543/1	2
Screw, Set, securing Panels to Headlamp Diaphragms	UFS119/6R	2
Screw, Set, securing Panels to Headlamp Diaphragms	UFS119/8R	4
Washer, Spring, on Setscrews	AG102/X	6
Washer, Plain under Spring Washers	AW102/T	6
Nut, on Setscrews	UFN119/L	6
Distance Piece, for Panels	C1094	A/R
28. Chrome Beading, forward of Headlamp Apertures	BD19029/2	2
29. Chrome Beading, at rear of Headlamp Apertures	BD19029/1	2
30. Brass Clip, securing Chrome Beads	BD19030	22
Pivoted Carrier Bracket Assembly for Front Number Plate	BD20934	1
Nut, securing Carrier Bracket to Bonnet Front Under Panel	UFN125/L	2
Washer, Shakeproof, under Nuts	C724	2
Packing Block (Aluminium) at Carrier Bracket Fixings	BD20939	2

31. Control Rod, operating Carrier Bracket Pivot when Bonnet is moved	BD20936	1
32. Clip, securing Control Rod to Carrier Bracket	C13806	1
Grommet, in Bonnet Front under Panel, for Control Rod	C4548	1
33. Fork End for Connection of Control Rod to Bracket on Front Sub-Frame	BD20937	1
Nut, locking Fork End to Control Rod	UFN125/L	1
34. Clevis Pin, securing Fork End to Bracket on Front Sub-Frame	J103/105	1
Split Pin, retaining Clevis Pin	L102/4U	1
Washer, Plain, behind Split Pin	AW102/T	1
Rubber Plug, sealing Redundant Aperture in Bonnet Front Under Panel	BD20989	1
35. Perspex Covers Headlamp Apertures - Pair	BD16786/7P	1



BONNET LOCKS & LINKS: FHC



S1 4.2 FHC

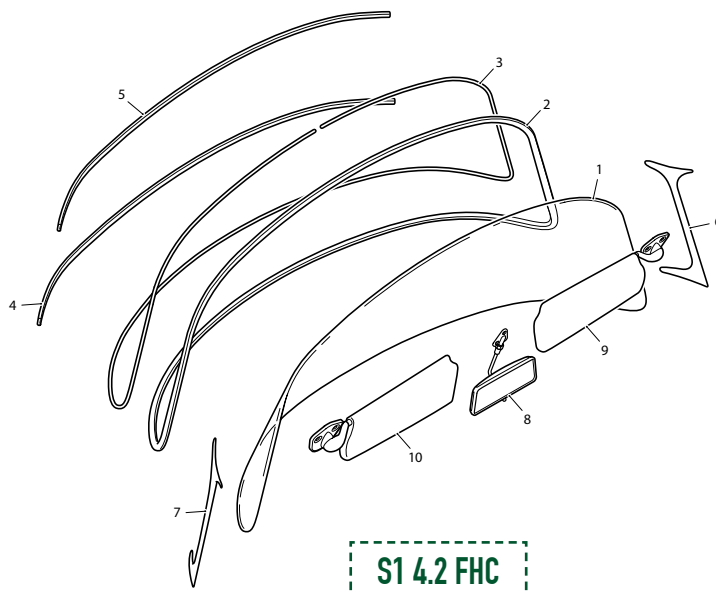
1. Stone Guard Assembly behind Bonnet Air Intake Aperture	BD20093	1	Washer, Shakeproof, on Setscrews	C724	8
Screw, Set, securing Stone Guard to Bonnet	BD20150/3	8	Washer, Special, under Shakeproof Washers	BD541/20	8
Washer, Shakeproof, on Setscrews	C723/A	8	Shouldered Bolt, securing Balance Links to Front Frame	BD19736	2
Washer, Special, under Shakeproof Washers at side fixings	BD541/34	6	Washer (Brass) on Bolts	BD20013/1	2
Washer, Plain, under Shakeproof Washers at top fixings	AW102/T	2	Washer (Brass) on Bolts	BD20013/2	2
2. Bracket, for lower Fixing of Stone Guard	BD20579	2	Nut, Self-Locking, on Bolts	C8667/1	2
Screw, Set, securing Brackets and Stone Guard	UFS125/4R	4	5. Grille For Air Outlet at rear edge of Bonnet	BD19178	1
Nut, on Setscrews	UFN125/L	4	Thread-Cutting Fix, securing Grille to Bonnet	PFS106	2
Washer, Shakeproof, under Nuts	C724	4	Screw, Set, securing Grille to Bonnet	UFS419/4H	2
Washer, Plain, under Shakeproof Washers	FW104/T	4	Washer, Shakeproof, on Setscrews	C723/A	2
3. Frame Assembly for fixing of Stone Guard	BD18710	1	6. Bonnet Safety Catch Assembly	BD20315	1
Felt Strip, at top of Frame (23" Long)	BD19031	1	Spring, on Safety Catch	BD20318	1
Screw, Self-Tapping, securing Frame to Bonnet	DAZ814/10C	6	Clevis Pin, through Safety Catch	J103/15S	1
Washer, Special, on Self-Tapping Screws	BD542/3	6	Split Pin, retaining Clevis Pin	L102/4U	1
4. RH Bonnet Balance Link Assembly	BD20016	1	Washer, Special, behind Split Pin	BD541/28	1
LH Bonnet Balance Link Assembly	BD20017	1	Screw, Set, securing Safety Catch to Bonnet	UFS419/3H	4
Spring, on Bonnet Balance Link	BD19972	4	Washer, Shakeproof, on Setscrews	C723/A	4
Washer (Brass) on each side of Spring Eyes	BD20013/4	16	Tapped Plate, receiving Setscrews	BD20319	1
Split Pin, retaining Springs	L102/6U	8	7. Bracket receiving Safety Catch	BD20320	1
Screw, Set, securing Balance Links to Bonnet	BD8291/2	8	Screw, Set, securing Bracket to Scuttle	BD18307/3	2
			Washer, Shakeproof, on Setscrews	C724	2
			8. Extension Assembly, at Rear of LH Bonnet Duct, for Heater Air Intake	BD19730	1

BONNET LOCKS & LINKS: FHC

9. Seal (Rubber) for Air Intake Extension	BD23657	1	23. Gasket, under Locating Brackets	BD25649	2
Screw, Self-Tapping, securing			24. Rest Rubber for rear edge of Bonnet		
Extension to Bonnet	DAZ814/12C	6	(70" Long)	BD20903/1	1
Washer, Spring, on Self-Tapping Screws	FG104/X	6	25. Carrier Bracket for Battery Tray	BD15165	1
Washer, Special, under Spring Washers	BD542/3	6	Screw, Set, securing Carrier Bracket		
10. Seal (Rubber) between Bonnet LH Valance			to LH Sill	UFS125/4R	5
and Frame Side Member (9 1/2" Long)	BD20816/1	1	Nut, on Setscrews	UFN125/L	5
11. Fixing Strip, for Rubber Seal	BD20735	1	Washer, Spring, under Nuts	FG104/X	5
12. Seal (Rubber) between Bonnet LH			Washer, Plain, under Spring Washers	FW104/T	5
Rear Diaphragm and Frame Side Member			26. RH Undershield for Front Frame	BD20048	1
(4" Long)	BD20816/2	1	27. LH Undershield for Front Frame	BD27427	1
13. Fixing Strip, for Rubber Seal	BD20736	1	28. Bracket, fixing Undershields to		
Pop Rivet, securing Fixing Strips	BD1814/6	8	Front Frame	BD20049	4
14. RH Locking Hook Assembly for Bonnet	BD19890	1	Screw, Set, securing Brackets and		
LH Locking Hook Assembly for Bonnet	BD19891	1	Undershields to Front Frame	UFS125/5R	4
15. Lever, on Locking Hook Shaft	BD19894	2	Nut, on Setscrews	UFN125/L	4
Nut, Securing Levers	C8737/1	2	Washer, Shakeproof, under Nuts	C724	4
16. Mounting Bracket Assembly for			Washer, Plain, under Shakeproof Washers	FW104/T	4
Locking Hooks	BD19883	2	Spire Nut, fixing Undershields to		
Screw, Set, securing Mounting			Sills and Mudshields	BD8536/8	9
Brackets to Dash	BD18307/2	6	Screw, Self-Tapping, securing Undershields		
Washer, Shakeproof, on Setscrews	C724	6	to Sills and Mudshields	DJJ410/8C	9
17. Handle and Rod Assembly, operating			Washer, Plain, on Self-Tapping Screws	AW102/T	9
RH Locking Hook	BD19977	1	29. Seal (Canvas/Rubber) for LH Undershield	BD25541	1
Handle Only	BD19903	1	30. Cover Plate, sealing Oil Cleaner		
Escutcheon	BD19904	1	Access Aperture in RH Undershield	BD25246	1
Seal (Neoprene) on Operating Rod	BD19895	1	Screw, Self-Tapping, securing Cover Plate	DAZ810/10C	1
Screw, Self-Tapping, securing			Fibre Washer, retaining Self-Tapping Screw	BD25247	1
Escutcheons to Body	DJC008/12C	2	Plastic Bush, in Undershield,		
Speed Nut, on Self-Tapping Screws	BD8633/8	2	receiving Self-Tapping Screw	BD25250	1
Handle and Rod Assembly, operating			31. RH Mudshield Assembly	BD19522	1
LH Locking Hook	BD19978	1	32. Bracket, Upper, fixing RH Mudshield	BD20425	1
Handle Only	BD19903	1	33. Bracket, Lower, fixing RH Mudshield	BD20426	1
Escutcheon	BD19904	1	Pop Rivet, securing Brackets to Mudshield	BD11712/1	4
Seal (Neoprene) on Operating Rod	BD19895	1	34. Seal (Rubber) for RH Mudshield		
Screw, Self-Tapping, securing			(33" Long)	BD20434/1	1
Escutcheons to Body	DJC008/12C	2	35. Mudshield Rubber Fixing Kit	SBS7276	1
Speed Nut, on Self-Tapping Screws	BD8633/8	2	36. Fixing Strip, securing Seal to RH Sill	BD20427	1
18. Clip, securing Operating Rods to Locking Hooks	C13806	2	Pop Rivet, securing Fixing Strips and Seals	BD1814/6	14
O Ring, preventing vibration of Operating Rods	BD28607	2	37. LH Mudshield Assembly	BD27425	1
19. Bracket Assembly, on RH Bonnet			38. Bracket, Upper, fixing LH Mudshield	BD20424	1
Side Panel, engaging Locking Hook	BD19905	1	39. Bracket, Lower, fixing LH Mudshield	BD20426	1
Bracket Assembly, on LH Bonnet Side			Pop Rivet, securing Brackets to Mudshield	BD11712/1	4
Panel, engaging Locking Hook	BD19906	1	40. Seal (Rubber) for LH Mudshield		
Screw, Set, securing Brackets to			(14 3/4" Long)	BD20434/2	1
Bonnet Side Panels	BD18307/2	4	41. Fixing Strip, securing Seal to LH		
Washer, Shakeproof, on Setscrews	C724	4	Mudshield	BD20428	1
Washer, Special, under Shakeproof Washers	BD541/6	4	42. Fixing Strip, securing Seal to LH Sill	BD20427	1
20. Locating Peg, on Brackets	BD19896	2	Pop Rivet, securing Fixing Strips and Seal	BD1814/6	11
Nut, locking Locating Pegs to Brackets	UFN231/L	2	Screw, Set, securing Mudshield to		
21. Rubber Buffer, on Locating Pegs	BD19936	2	Front Frame and Sills	UFS125/5R	10
22. Bracket, on Dash, receiving Locating Pegs	BD19917	2	Washer, Special, on Setscrews	BD541/20	10
Screw, Set, securing Brackets to Das	BD8291/2	4	Nut, on Setscrews	UFN125/L	10
Washer, Shakeproof, on Setscrews	C724	4	Washer, Shakeproof, under Nuts	C724	10

WINDSCREEN GLASS: FHC

1. Windscreen Glass		
Clear	BD19360	1
Tinted	BD19360/1	1
2. Seal (Rubber) around Windscreen Glass	BD20499	1
3. Insert (Rubber) for Seal	BD19359	1
4. Chrome Finisher, at bottom edge of Windscreen	BD20562	1
5. Chrome Finisher, at top edge of Windscreen	BD20563	1
6. Chrome Finisher, at RH edge of Windscreen	BD19561	1
7. Chrome Finisher, at LH edge of Windscreen	BD19562	1
8. Interior Mirror Assembly	C20697	1
Base only	C20697/1	1
Head only	C16407/2	1
Packing, under Interior Mirror	C20698	1
Screw, Set (3/4" long) securing Interior Mirror	BD13642/5	1
Screw, Set (7/8" long) securing Interior Mirror	BD13642/6	2
9. RH Sun Visor Assembly	BD21365	1
10. LH Sun Visor Assembly	BD21366	1
Screw, Set, securing Sun Visors to Body	BD13642/5	4
11. Sunvisor Bracket Set	BD21129AS	1
Licence Holder on Windscreen	BD21181	1

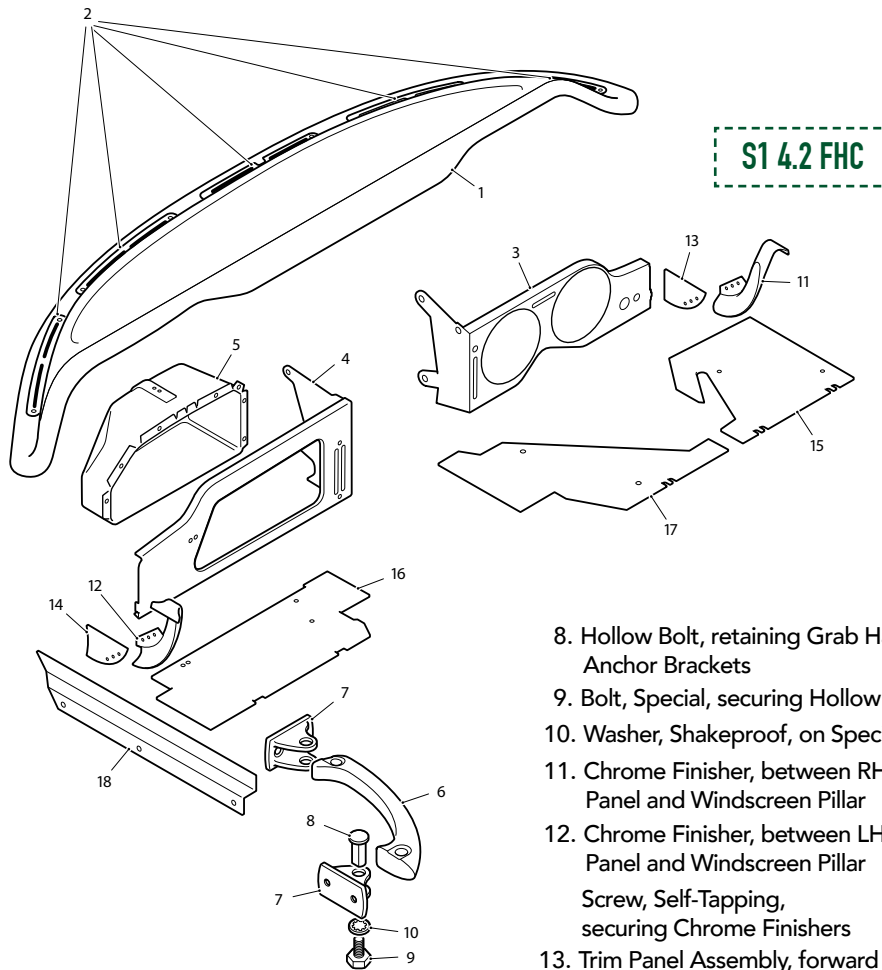


SCREEN RAIL & FACIA: FHC

(SEE DIAGRAM ON PAGE 285)

1. Screen Rail Facia Assembly, complete	BD23832	1	4. LH Facia Panel Assembly		
Bezel, for centre Demister Slot	BD20632	1	RHD Models	BD19643	1
Bezel, for intermediate Demister Slots	BD20591	2	LHD Models	BD19645	1
Bezel, for outer Demister Slots	BD20592	2	Bracket, fixing LH Facia Panel to Dash Side	BD19241	1
Screw, Self-Tapping, securing Bezels	DAJ606/10C	10	Bracket, fixing RH Facia Panel to Dash Side	BD19242	1
2. Demister Vent Set	SBS2058	1	Nut, securing Facia Panels to Brackets	UFN119/L	4
Nut, securing Screen Rail Facia	UFN119/L	4	Washer, Shakeproof, under Nuts	C723/A	4
Washer, Shakeproof, under Nuts	C723/A	4	Washer, Plain, under Shakeproof Washers	AW102/T	4
Washer, Plain, under Shakeproof Washers	AW102/T	4	Screw, Set (Wedgelock) securing Facia Panels at upper centre	BD20861/1	4
Bracket, for RH outer fixing of Screen Rail Facia	BD21182	1	Screw, Set, securing Facia Panels at lower centre	UFS119/3R	2
Bracket, for LH outer fixing of Screen Rail Facia	BD21183	1	Nut, on Setscrews	UFN119/L	2
Bracket, for RH inner fixing of Screen Rail Facia	BD20565	1	Washer, Shakeproof, under Nuts	C723/A	2
Bracket, for LH inner fixing of Screen Rail Facia	BD20566	1	Washer, Plain, under Shakeproof Washers	AW102/T	2
Screw, Set (Wedgelock) securing inner Brackets	BD20861/1	4			
3. RH Facia Panel Assembly					
RHD Models	BD19644	1			
LHD Models	BD19646	1			

SCREEN RAIL & FACIA: FHC



(CONTINUED FROM PAGE 284)

5. LH Cubby Box				
RHD Models	BD19699	1		
LHD Models	BD19698	1		
Fixing Strip, securing Cubby Box to Facia Panel at top	BD20605	1		
Nut, securing Fixing Strip	UFN119/L	2		
Washer, Shakeproof, under Nuts	C723/A	2		
Rivet, Bifurcated, securing Cubby Box at bottom	BD524/10	2		
Distance Piece, on Rivets	C1094	2		
6. Grab Handle Assembly at Side of Dash				
RHD Models	BD24933	1		
LHD Models	BD29432	1		
7. Anchor Bracket, fixing Grab Handle to Facia Panel and Dash Side				
	BD24857	2		
Screw, Set, securing Anchor Bracket to Facia Panel	UFS519/4H	2		
Nut, on Setscrews	UFN119/L	2		
Washer, Shakeproof, under Nuts	C723/A	2		
Washer, Special, under Shakeproof Washers	C5203/1	1		
Screw, Self-Tapping, securing Anchor Bracket to Dash Side	DAC508/12C	2		
8. Hollow Bolt, retaining Grab Handle in Anchor Brackets			BD24858	2
9. Bolt, Special, securing Hollow Bolts			BD20639	2
10. Washer, Shakeproof, on Special Bolts			C739	2
11. Chrome Finisher, between RH Facia Panel and Windscreen Pillar			BD24950	1
12. Chrome Finisher, between LH Facia Panel and Windscreen Pillar			BD24951	1
Screw, Self-Tapping, securing Chrome Finishers			DAZ404/10C	2
13. Trim Panel Assembly, forward of RH Chrome Finisher			BD26445	1
14. Trim Panel Assembly, forward of RH Chrome Finisher			BD26444	1
Screw, Self-Tapping, securing Trim Panels			DAC604/10C	4
Cup Washer, on Self-Tapping Screws			BD532/1	4
15. RH Scuttle Top Casing Assembly				
RHD Models	BD20462	1		
LHD Models	BD20464	1		
16. LH Scuttle Top Casing Assembly				
RHD Models	BD20463	1		
LHD Models	BD20465	1		
17. Centre Scuttle Top Casing Assembly				
RHD Models	BD20470	1		
LHD Models	BD20471	1		
Screw, Self-Tapping, securing Casings			DAC604/14C	2
Cup Washer, on Self-Tapping Screws			BD532/1	2
Screw, Self-Tapping, securing Casings			DJN608/8C	3
Cup Washer, on Self-Tapping Screws			BD532/3	3
Spire Nut, on Self-Tapping Screws			BD8536/6	3
18. Cover Assembly, protecting Wiring Harness at LH side of Dash			BD20728	1
Screw, Self-Tapping, securing Cover			DZZ406/6C	2

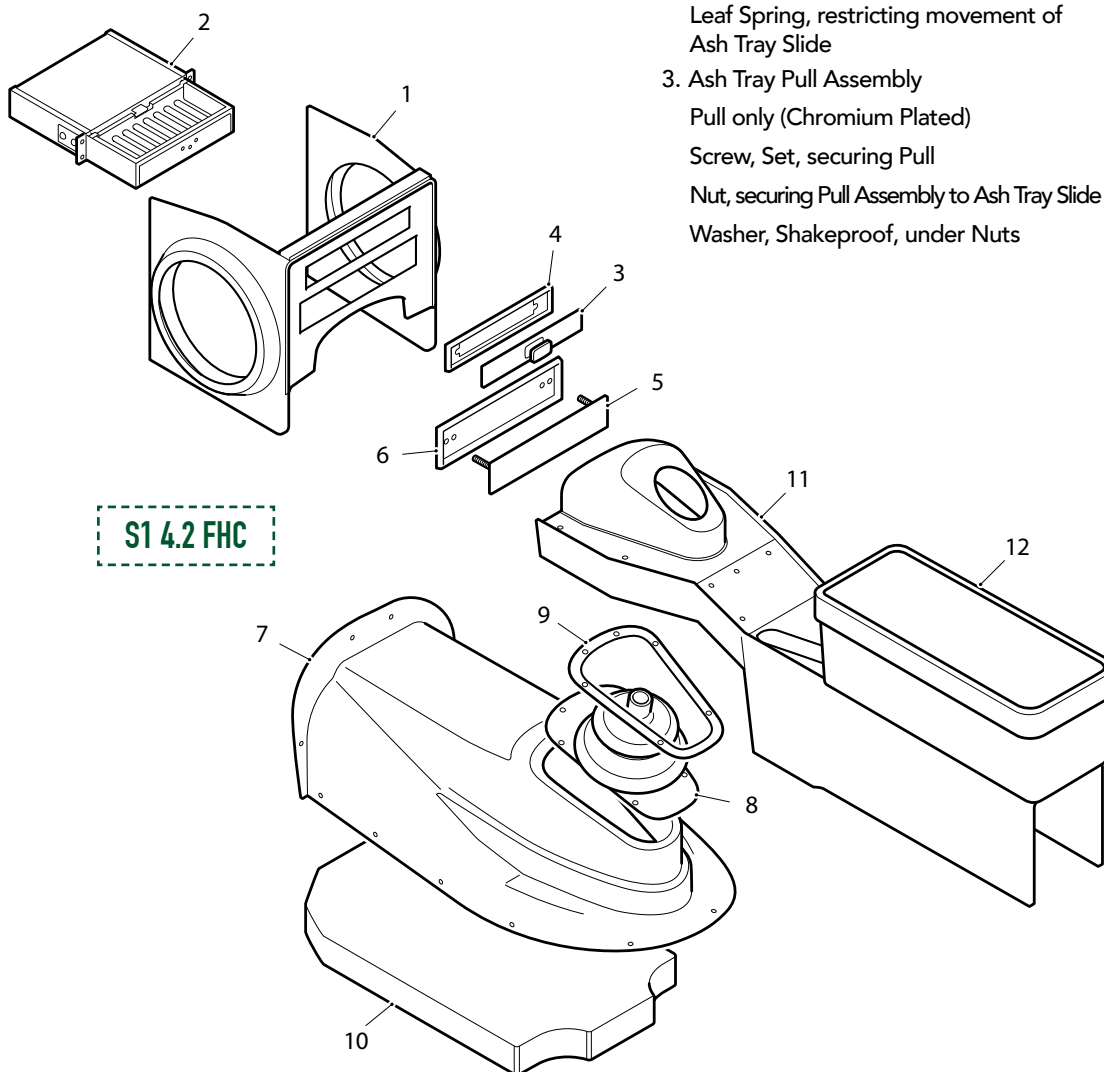
CENTRE CONSOLE & GEARBOX TUNNEL: FHC

1. Front Finisher Panel Assembly above Gearbox Tunnel

Face Panel Assembly, for Front Finisher Panel	BD25351	1
Spire Nut, securing Face Panel	BD25352	1
Grille, in Loudspeaker Apertures	BD12709	4
Dome Nut, securing Grilles	BD25350	2
Washer, Shakeproof, under Dome Nuts	BD26892	8
Washer, Plain, under Shakeproof Washers	C722	8
Trim Panel Assembly, at RH side of Front Finisher	AW102/T	8
Trim Panel Assembly, at LH side of Front Finisher	BD26202	1
Ash Tray Assembly, Complete	BD26203	1
	BD25355	1

Screw, Self-Tapping, securing Ash Tray to Front Finisher Panel

Chrome Bolt, securing Front Finisher Panel	DA404/6C	4
Knurled Knob, securing Front Finisher Panel	BD19302	2
Chrome Washer, on Bolts and under Knobs	BD21072	2
Ash Tray Assembly, complete	BD848/2	4
Ash Tray Base and Rollers Assembly	BD25355	1
Ash Tray Slide and Stubber Assembly	BD25356	1
Ash Tray Pull Assembly (Trimmed)	BD24088	1
Finisher (Aluminium) behind Ash Tray Pull	BD25357	1
2. Ash Tray Base and Rollers Assembly	BD25004	1
	BD25356	1
Screw, Self-Tapping, securing Ash Tray Base to Front Finisher Panel	BD25357	1
Ash Tray Slide and Stubber Assembly	DA404/6C	4
Stubber Assembly only	BD24088	1
Rivet, securing Stubber in Ash Tray Slide	BD21115	1
Leaf Spring, restricting movement of Ash Tray Slide	BD22805	1
3. Ash Tray Pull Assembly	BD23388	1
Pull only (Chromium Plated)	BD25357	1
Screw, Set, securing Pull	BD12437	1
Nut, securing Pull Assembly to Ash Tray Slide	UCS511/3H	1
Washer, Shakeproof, under Nuts	UCN113/L	2
	C721	2

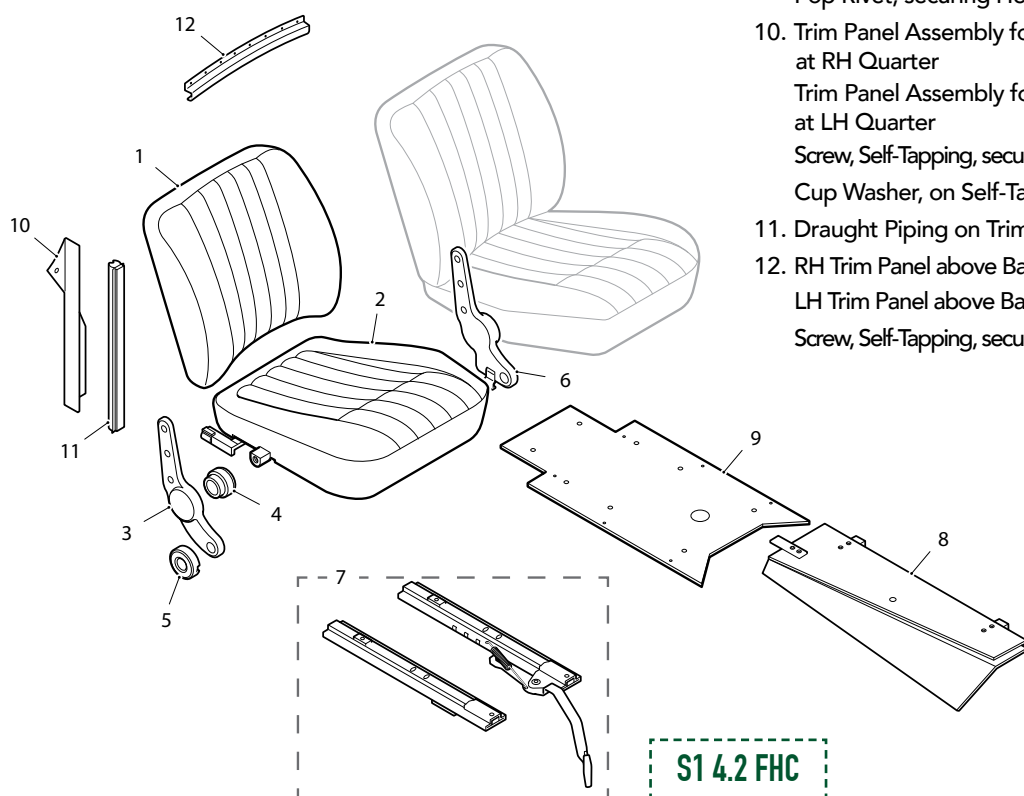


CENTRE CONSOLE & GEARBOX TUNNEL: FHC

4. Finisher (Aluminium) behind Ash Tray Pull	BD25004	1	11. Finisher Panel Assembly on Gearbox Cover and Propeller Shaft Tunnel		
5. Trim Panel Assembly in Radio Control Unit Aperture	BD20722	1	Chassis No. 1E.20001 to 1E.20102. 1E.30001 to 1E.30349	BD26282	1
Nut, securing Trim Panel to Front Finisher Panel	UFN119/L	2	Chassis No. 1E.20103 to 1E.20501. 1E.30350 to 1E.30889	BD27538	1
Washer, Shakeproof, under Nuts	C723/A	2	Chassis No. 1E.20502 and subs. 1E.30890 and subs.	BD28579	1
Washer, Special, under Shakeproof Washers	BD541/13	2	Insert Panel Assembly	BD25126	1
6. Base Plate and Surround (Chrome Plated) for Radio Aperture Finisher Panel	BD17354	1	Gauntlet Panel Assembly		
Gearbox Cover, Chassis No. 1E.2000 to 1E.20102. 1E.30001 to 1E.30349			Chassis No. 1E.20001 to 1E.20102. 1E.30001 to 1E.30349	BD26196	1
7. Gearbox Cover	BD24129	1	Chassis No. 1E.20103 and subs. 1E.30350 and subs.	BD27537	1
Seal (Plastozote) between Gearbox Cover front flange and Dash	BD26122	A/R	Screw, Self-Tapping, securing Gauntlet Panel	DZZ406/4C	7
Seal (Rubber) under Gearbox Cover (36 1/2" long)	BD25641/2	1	Chrome Bezel, at top of Gauntlet Panel	BD19981	1
Screw, Self-Tapping, securing Gearbox Cover	DJZ410/10C	12	Rivet, securing Chrome Bezel	BD27011	14
Washer, Special, on Self-Tapping Screws	BD542/3	12	Chrome Ferrule, at top of Gear Lever Gauntlet	BD19728	1
Spire Nut, receiving Self-Tapping Screws	BD8536/2	8	Ferrule Base (Nylon)	BD19729	1
Gearbox Cover, Chassis No. 1E.20103 and subs. 1E.30350 and subs.			Armrest and Stowage Compartment Assembly	BD24989	1
Gearbox Cover	BD27463	1	Screw, Self-Tapping, securing Stowage Compartment to Finisher Panel	DZZ406/8C	4
Seal (Plastozote) between Gearbox Cover front flange and Dash	BD26122	A/R	Trim Panel Assembly, in bottom of Stowage Compartment	BD25038	1
Screw, Self-Tapping, securing Gearbox Cover	DJZ410/10C	12	Seal (Rubber) in Handbrake Lever Aperture	BD20469	1
Washer, Special, on Self-Tapping Screws	BD542/3	12	Screw, Set, securing Finisher Panel to Body	BD17546/1	3
Spire Nut, receiving Self-Tapping Screws	BD8536/2	8	Screw, Set, securing Finisher Panel to Body	BD17546/1	1
8. Grommet, on Change-Speed Lever	BD27500	1	Chrome Washer, on Setscrews		
9. Retainer, for Grommet	BD27496	1	Chassis No. 1E.20001 to 1E.20102. 1E.30001 to 1E.30349	BD848/2	3
Screw, Self-Tapping, securing Retainer	DAZ406/8C	6	Chassis No. 1E.20103 and subs. 1E.30350 and subs.	BD848/2	1
10. Sound Insulating Pad (Polyurethane) between Gearbox Cover and Top of Gearbox	BD27833	1	12. Armrest and Stowage Compartment Assembly	BD24989	1
Cover Plate Sealing Starter Motor Access Aperture in RH Side of Gearbox Tunnel	BD25731	1	Armrest Assembly only	BD24991	1
Gasket, under Cover Plate	BD25732	1	Hinge, for Armrest	BD20131	1
Screw, Self-Tapping, securing Cover Plate	DZZ410/8C	4	Screw, Set, securing Hinge	BD18092/2	6
Rubber Plug Sealing Gearbox Access Apertures			Stop Plate, at Armrest Hinge fixing	BD26002	1
Chassis No. 1E.20001 to 1E.20611, 1E.30001 to 1E.30981	BD10821	1			
Chassis No. 1E.20612 and subs. 1E.30982 and subs.	BD10821	2			

SEATS & HEATSHIELDS: FHC

1. Squab Assembly	BD27364	1	7. Locking Slide for RH Seat	SBS9117	1
2. Base Assembly for RH Seat			Fixing Boss locating Seat Slides on Floor at front	BD27434	4
Chassis No. 1E.20001 to 1E.21037. 1E.30001 to 1E.32039	BD27363	1	Packing Piece, under Fixing Bosses at front	BD17648	4
Chassis No. 1E.21038 and subs. 1E.32040 and subs.	BD28401	1	Screw, Set, securing Fixing Bosses to Floor	BD21509/8	4
Base Assembly for LH Seat			Washer, Shakeproof, on Setscrews	BD2906/10	4
Chassis No. 1E.20001 to 1E.21037. 1E.30001 to 1E.32039	BD2736	1	Packing Piece, under Seat Slides at rear	BD17648	4
Chassis No. 1E.21038 and subs. 1E.32040 and subs.	BD28402	1	Screw, Set, securing Seat Slides to Floor at rear	BD27546/6	4
3. Hinge Arm Assembly, at RH side of Seat	BD27339	1	Washer, Shakeproof, on Setscrews	C724	4
Hinge Arm Assembly, at LH side of Seat	BD27338	1	Screw, Set, securing Slides to Seats	BD27546/4	8
Screw, Set, securing Hinge Arms to Squab	BD17821/7	6	Washer, Shakeproof, on Setscrews	C724	8
4. Pivot Bush (Nylon) for Hinge Arms	BD26221	2	Packing Washer, between Slides and Seats		
5. Retainer, holding Hinge Arms and Pivot Bushes to Seat Base	BD26222	2	Chassis No. 1E.20001 to 1E.21037. 1E.30001 to 1E.32039	BD13529	12
Screw, Set, securing Retainers to Seat Base	BD16940/2	2	Chassis No. 1E.21038 and subs. 1E.32040 and subs.	BD13529	8
Screw, Set, securing Hinge Arms to Squab	BD17821/7	6	8. Front Heat Shield Assembly for Exhaust System	C25101	1
Pivot Bush (Nylon) for Hinge Arms	BD26221	2	Screw, Self-Tapping, securing Heat Shield to Floor	DAZ408/8C	2
Retainer, holding Hinge Arms and Pivot Bushes to Seat Base	BD26222	2	Screw, Set, securing Heat Shield to Floor	UFS125/3R	1
Screw, Set, securing Retainers to Seat Base	BD16940/2	2	Washer, Shakeproof, on Setscrew	C724	1
6. Hinge Arm Assembly at LH Side of Seats	BD27338	2	Screw, Self-Tapping, securing Heat Shield to Gearbox Side Panel	DJZ510/12C	1
Spring, on LH Hinge Arms, retaining Squab in raised position	BD27838	2	Cup Washer, on Self-Tapping Screw	BD18545	1
Screw, Self, Tapping, securing Springs	DAC404/4C	4	Spire Nut, receiving Self-Tapping Screw	BD8633/2	1
			9. Rear Heat Shield Assembly for Exhaust System	BD20439	1
			Pop Rivet, securing Heat Shield to Body	BD1814/5	8
			10. Trim Panel Assembly for Shut Pillar at RH Quarter	BD24463	1
			Trim Panel Assembly for Shut Pillar at LH Quarter	BD24464	1
			Screw, Self-Tapping, securing Trim Panels	DAC604/10C	2
			Cup Washer, on Self-Tapping Screws	BD532/1	2
			11. Draught Piping on Trim Panels	BD21068/5	2
			12. RH Trim Panel above Back Door Aperture	BD20266	1
			LH Trim Panel above Back Door Aperture	BD20267	1
			Screw, Self-Tapping, securing Trim Panels	DA404/6C	14



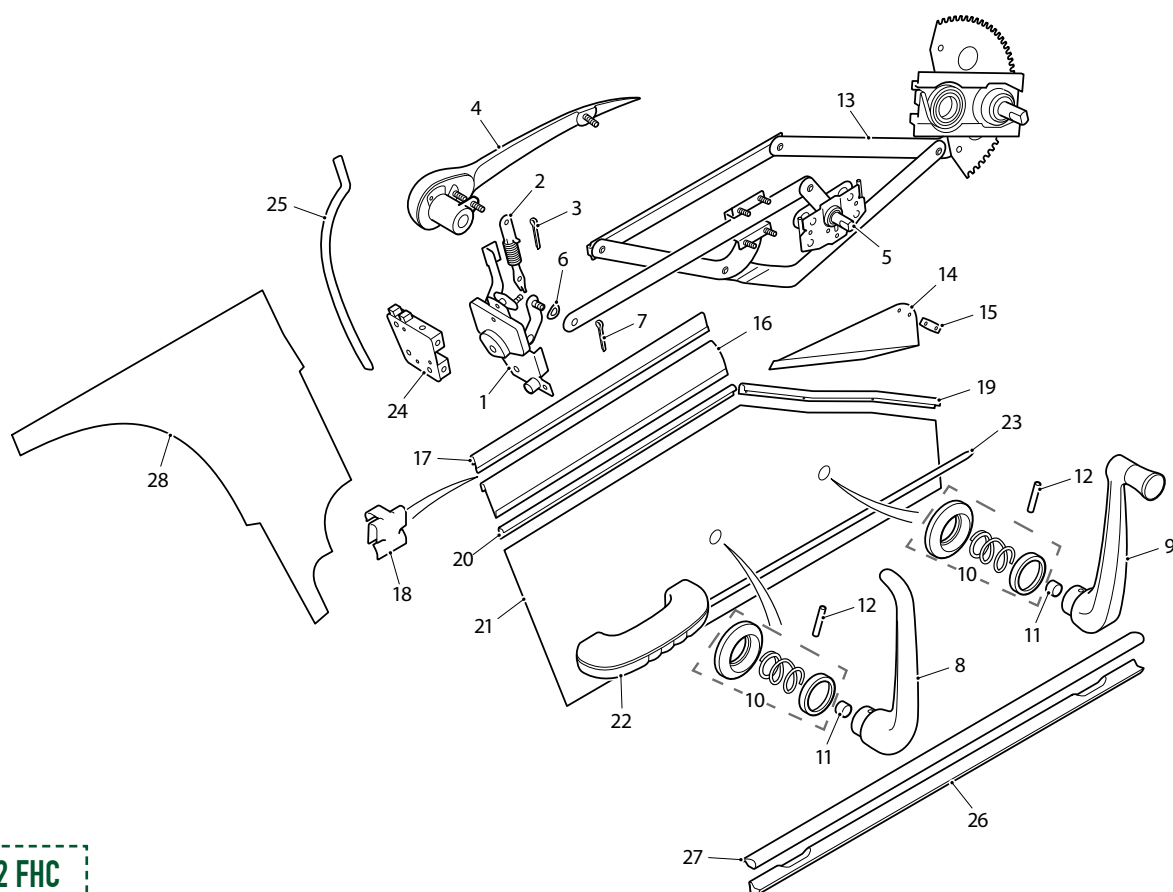


2 & 3 POINT SEAT BELTS

We stock a full range of seatbelts in various colours to fit all E-Type models.

See page 530 for full details

DOOR LOCKS, CASINGS & WINDOW REGULATOR: FHC



S1 4.2 FHC

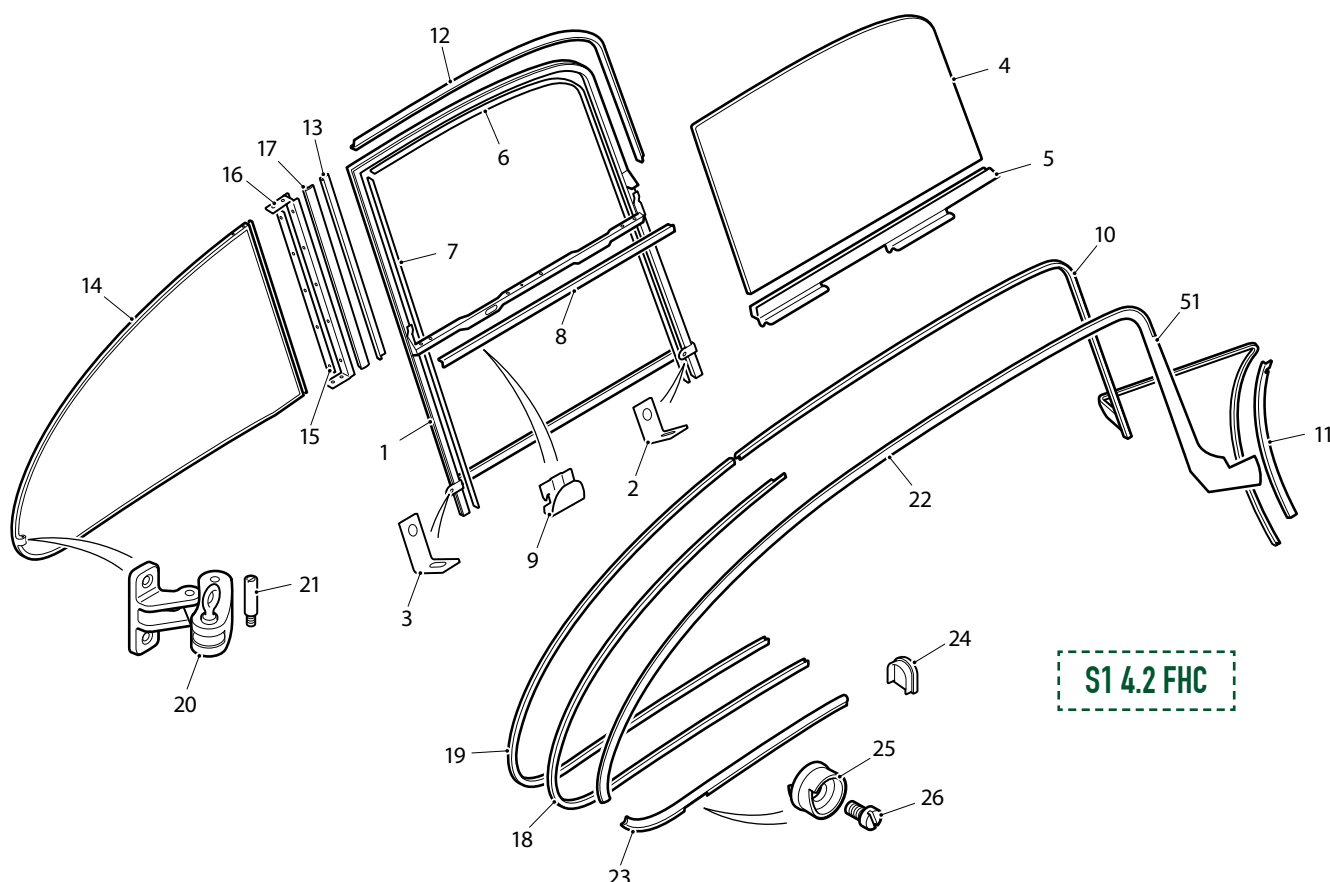
1. Lock Assembly on RH Door	BD20096	1	5. Remote Control and Link Assembly for operation of RH Door Lock	BD20098	1
Lock Assembly on LH Door	BD20095	1	Remote Control and Link Assembly for operation of LH Door Lock	BD20097	1
2. Link, between Lock and Outside Handle	BD19445	2	6. Wavy Washer, at connection of Links to Locks	BD19575	2
3. Spring Clip, retaining Links	BD23473	4	7. Spring Clip, securing Links to Locks	BD23473	2
Washer, Spring, for Link fixing at Locks	BD1708/9	4	Washer, Special, behind Spring Clips	BD19574	2
Screw, Set, securing Locks to Doors	UFS419/3H	6	Screw, Set, securing Remote Control to Doors	UFS419/3H	6
Washer, Shakeproof, on Setscrews	C723/A	6	Washer, Shakeproof, on Setscrews	C723/A	6
Shakeproof Screw, securing Locks to Doors	BD20780/3	2	8. Interior Door Handle	BD10728	2
4. Outside Handle (Locking) on RH Door	BD19245	1	9. Handle Operating Window Regulators	BD10729	2
Operating Lever Assembly, for RH Door Handle	7903	1	10. Outer Escutcheon for Window Regulator and Inside Door Handles	BD10730	4
Housing, for Tension Spring in RH Door Handle	9601	1	11. Rubber Plug, behind handles	BD10734	4
Locking Barrel, in RH Door Handle	SBS9085FHC	1	12. Peg, securing Handles to Remote Controls and Window Regulators	BD10733	4
Outside Handle (Locking) on LH Door	BD19246	1	13. Window Regulator Assembly in RH Door	BD20522	1
Operating Lever Assembly, for LH Door Handle	7904	1	Window Regulator Assembly in LH Door	BD20523	1
Housing, for Tension Spring in LH Door Handle	9602	1	Screw, Set, securing Window Regulators to Doors	UFS425/3H	8
Locking Barrel, in LH Door Handle	SBS9085FHC	1	Nut, securing Window Regulators to Doors	UFN125/L	8
Nut, securing Outside Handles	UFN119/L	4	Washer, Shakeproof, on Setscrews and under Nuts	C724	16
Washer, Shakeproof, under Nuts	C723/A	4			
Washer, Plain, under Shakeproof Washers	AW102/T	4			

DOOR LOCKS, CASINGS & WINDOW REGULATOR: FHC

14. Trim Panel Assembly, Front Upper, on RH Door	BD25676	1	24. Striker For RH Door Lock	BD19296	1
Trim Panel Assembly, Front Upper, on LH Door	BD25677	1	Striker For LH Door Lock	BD19295	1
15. Striker Plate, on Front Upper Trim Panels, operating Map Lamp Switches	BD19070	A/R	Shakeproof Shim, under Strikers	BD19297	2
Screw, Self-Tapping, securing Striker Plates to Doors	DAC606/8C	4	Shim, packing Strikers (.036" thick)	BD19298	A/R
16. Trim Panel Assembly, Rear Upper, on RH Door	BD19611	1	Screw, Set, securing Strikers	BD17821/7	6
Trim Panel Assembly, Rear Upper, on LH Door	BD19612	1	25. "B" Post Rubber Seal RH	BD25898	1
17. Weather Strip, Inner, for Door Glass (19 1/2" long)	BD20010/3	2	"B" Post Rubber Seal LH	BD25899	1
18. Clip, securing Weather Strip	BD22312	10	26. Door Sill Rubber Seal	BD24789	2
19. Chrome Finisher, Front Upper, on RH Door	BD26544	1	27. Chrome Finisher at Edge Of Door Sills	BD19129	2
Chrome Finisher, Front Upper, on LH Door	BD26545	1	Clip, securing Chrome Finisher	BD16794	14
Screw, Self-Tapping, securing Chrome Finishers to Doors	DAJ504/8C	6	Casing Assembly below RH Quarter Light		
20. Chrome Finisher, Rear Upper, on RH Door	BD26930	1	Chassis No. 1E.20001 to 1E.20116. 1E.30001 to 1E.30401	BD24467	1
Chrome Finisher, Rear Upper, on LH Door	BD26931	1	Chassis No. 1E.20117 and subs. 1E.30402 and subs.	BD28092	1
Screw, Self-Tapping, securing Chrome Finishers to Doors	DAJ504/8C	8	28. Casing Assembly below LH Quarter Light		
21. Casing Assembly on RH Door	BD26900	1	Chassis No. 1E.20001 to 1E.20116. 1E.30001 to 1E.30401	BD24468	1
Casing Assembly on LH Door	BD26901	1	Chassis No. 1E.20117 and subs. 1E.30402 and subs.	BD28093	1
Clip, securing Casing to Door	BD21133	22	Clip, securing Casing		
Thrust Pad (Rubber) behind Casings	BD24952/4	4	Chassis No. 1E.20001 to 1E.20116. 1E.30001 to 1E.30401	BD18068	12
Sealing Plate, front, behind Door Casings	BD20978	2	Screw, Self-Tapping, securing Casings		
Sealing Plate, rear, behind Door Casings	BD20979	2	Chassis No. 1E.20001 to 1E.20116. 1E.30001 to 1E.30401	DAC604/10C	4
Pop Rivet, securing Sealing Plates to Doors	BD1814/2	14	Chassis No. 1E.20117 and subs. 1E.30402 and subs.	DAC604/10C	6
22. Armrest Assembly (Trimmed) on Doors	BD14963	2	Cup Washer, on Self-Tapping Screws		
Armrest Assembly only (Untrimmed)	BD14958	2	Chassis No. 1E.20001 to 1E.20116. 1E.30001 to 1E.30401	BD532/1	4
Bolt, Special, securing Armrests to Doors	BD25339	4	Chassis No. 1E.20117 and subs. 1E.30402 and subs.	BD532/1	6
Washer, Special, on Special Bolts	BD541/28	4	Pocket Assembly in Casing, below RH Quarter Light		
Washer (Rubber) armrest fixing	BD15293	4	Chassis No. 1E.20001 to 1E.20116. 1E.30001 to 1E.30401	BD20777	1
23. Chrome Finisher, Lower, on Doors Casings	BD20503	2	Pocket Assembly in Casing, below LH Quarter Light		
Clip, securing Chrome Finishers to Casings	BD11546	12	Chassis No. 1E.20001 to 1E.20116. 1E.30001 to 1E.30401	BD20778	1

WINDOW FRAME & TRIM: FHC

1. Frame Assembly for Window in RH Door	BD20773	1	7. Seal (Felt) in Rear Channel of Window Frames (28" Long)	BD10099	2
Frame Assembly for Window in LH Door	BD20774	1	8. Outer Seal (Rubber) for Door Glass	BD16700	2
2. Bracket, for forward fixing of Window Frames	BD16465	2	9. Clip, securing Outer Seals	BD10413	14
3. Bracket, for rear fixing of Window Frames	BD20668	2	10. Seal (Rubber) for RH "A" Post and Cantrail	BD25716	1
Nut, securing Brackets to Doors and Window Frames to Brackets	UFN125/L	8	Seal (Rubber) for LH "A" Post and Cantrail	BD25717	1
Washer, Shakeproof, under Nuts	C724	8	11. Seal Retainer on RH "A" Post	BD23654	1
Washer, Plain, under Shakeproof Washers	FW104/T	8	Seal Retainer on LH "A" Post	BD23653	1
Packing, between Window Frame and Waist Rail (.048" thick)	BD20091/1	A/R	Pop Rivet, securing Seal Retainers to "A" Posts	BD11712/1	6
Packing, between Window Frame and Waist Rail (.128" thick)	BD20091/2	A/R	12. Seal (Neoprene) in Top Channel of Window Frames	BD19397/1	2
Screw, Self-Tapping, securing Window Frames at Waist Rail	DJZ410/12C	12	13. Seal (Rubber) on Standing Pillar of Window Frames (14" Long)	BD17071/2	2
Washer, Plain, on Setscrews	AW102/T	6	14. Glass Assembly for RH Quarter Light	BD20757G	1
Spire Nut, receiving Self-Tapping Screws	BD17621	6	Glass Assembly for LH Quarter Light	BD20758G	1
4. Glass for Windows in Doors	BD20519	2	Attachment Block, for Quarter Light Catch Arm	BD21230	2
Everseal Strip, between Glasses and Regulator Channels (19 1/4" long)	BD4714	2	Screw, Set, securing Attachment Block to Quarter Light Frame	BD26619/2	4
5. Regulator Channel for RH Door Glass	BD20520	1	15. Hinge Plate, for Quarter Lights	BD22515	2
Regulator Channel for LH Door Glass	BD20521	1	Screw, Set, securing Hinge Plates to Hinge Pillars	BD4899/1	10
6. Seal (Felt) in forward and Top Channels of Window Frames (49" Long)	BD23361	2			



WINDOW FRAME & TRIM: FHC

16. Hinge Pillar Assembly for RH Quarter Light	BD20766	1	23. Crash Roll Assembly at top of RH Quarter Casing	BD24418	1
Hinge Pillar Assembly for LH Quarter Light	BD20767	1	Crash Roll Assembly at top of LH Quarter Casing	BD24419	1
Screw, Set, securing Hinge Pillars to Body	BD22728/4	8	Chrome Bead, forward, on Crash Roll	BD24486	2
Shim, at top of Hinge Pillars	BD22726	A/R	Chrome Bead, rear, on Crash Roll	BD24415	2
Shim, at bottom of Hinge Pillars	BD22727	A/R	Retainer Clip, fixing Chrome Beads	BD21358	4
17. Seal (Rubber) on Quarter Light Hinge Pillars (14" Long)	BD17071/2	2	Pop Rivet, securing Retainer Clips	BD1814/1	4
18. Seal Retainer for RH Quarter Light	BD26730	1	Screw, Self-Tapping, securing Crash Rolls to Body	DAZ404/10C	12
Seal Retainer for LH Quarter Light	BD26731	1	24. Chrome Finisher at forward end of RH Quarter Crash Roll	BD24835	1
Pop Rivet, securing Seal Retainers to Body	BD1814/2	20	Chrome Finisher at forward end of LH Quarter Crash Roll	BD24834	1
19. Seal (Rubber) for Quarter Lights (52" Long)	BD20500/4	2	Screw, Self-Tapping, securing Chrome Finishers	DAZ404/10C	2
20. Catch Assembly operating RH Quarter Light	BD24406	1	25. Chrome Escutcheon for Safety Harness attachment Points at Rear Quarters	BD24411	2
Catch Assembly operating LH Quarter Light	BD24407	1	26. Screw, Special, securing Chrome Escutcheons	BD24484	2
Packing Piece, between Catches and Body	BD27268	2			
Shim, under Packing Pieces, for adjustment of Catches	BD25722	A/R			
21. Hinge Pin, securing Catch Arms to Quarter Light Frames	BD21232	2			
Screw, Self-Tapping, securing Catches to Body	DAC608/10C	4			
Facing Assembly (Headlining) on RH Cantrail and Rear Trim Panel	BD23515	1			
Facing Assembly (Headlining) on LH Cantrail and Rear Trim Panel	BD23516	1			
Pad (Polyurethane) behind Facings	BD23517	2			
Head Lining	BD23514	1			
Trim Panel Assembly for Windscreen Header Rail	BD24086	1			
Pop Rivet, securing Trim Panel	BD1814/1	5			
Pop Rivet, securing Trim Panel	BD1814/7	6			
22. Crash Roll Assembly on RH Cantrail	BD24457	1			
Crash Roll Assembly on LH Cantrail	BD24458	1			
Chrome Bead, on Crash Roll	BD24414	1			
Chrome Bead, on Crash Roll	BD24414	2			
Retainer Clip, fixing Chrome Bead	BD21358	2			
Pop Rivet, securing Retainer Clip	BD1814/1	2			
Screw, Self-Tapping, securing Crash Rolls to Body	DA404/6C	6			
Screw, Self-Tapping, securing Crash Rolls to Body	DA404/8C	16			
Screw, Self-Tapping, securing Crash Rolls to Body	DAZ404/10C	2			



REGULATOR CHANNEL
BD20520 (RH) / BD20521 (LH)



QUARTER LIGHT GLASS
BD20757G (RH) / BD20758G (LH)

BOOT FLOOR FITTINGS: FHC

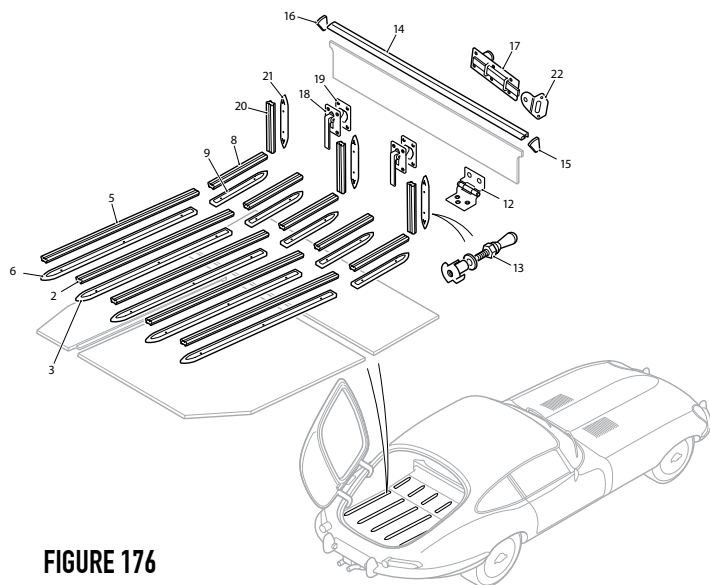
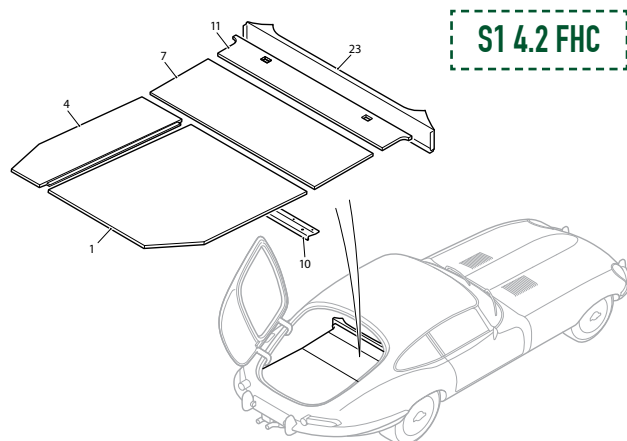


FIGURE 176



SPARE WHEEL COVER, CHASSIS NO. 1E.20001 TO 1E.20116. 1E.30001 TO 1E.30401

1. Cover Assembly over Spare Wheel	U1064/2	1
Stud, fixing Spare Wheel Cover	BD10958	1
Washer, Shakeproof, on Stud	C723/A	1
Tee Nut, receiving Stud	BD9909/5	1
Spacing Bracket, on Spare Wheel Cover	BD22535/2	2
Screw, Self-Tapping, securing Spacing Bracket	DAZ406/6C	4
Spring Clip, retaining Spare Wheel Cover to Body at rear	BD22797	1
Screw, Set, securing Spring Clip to Spare Wheel Cover	UCS413/4H	3
Nut, on Setscrews	UCN113/L	3
Washer, Shakeproof, under Nuts	C721	3
Finger Pull, at front of Spare Wheel Cover	BD27853	1
Screw, Set, securing Finger Pull to Spare Wheel Cover	UCS413/4H	2
Nut, on Setscrews	UCN113/L	2

SPARE WHEEL COVER, CHASSIS NO. 1E.20117 AND SUBS. 1E.30402 AND SUBS.

1. Cover Assembly over Spare Wheel	U1064/3	1
Stud, fixing Spare Wheel Cover	BD10958	1
Washer, Shakeproof, on Stud	C723/A	1
Tee Nut, receiving Stud	BD9909/5	1
Tee Nut, receiving Setscrews, securing Spring Clip	BD9909/3	2
Spring Clip, retaining Spare Wheel Cover to Body at rear	BD28138	1
Screw, Set, securing Spring Clip to Spare Wheel Cover	UCS413/3H	2
Washer, Shakeproof, on Setscrews	C721	2
Finger Pull, at front of Spare Wheel Cover	BD28158	1
Screw, Set, securing Finger Pull to Spare Wheel Cover	BD24396/4	4
Nut, on Setscrews	UCN111/L	4
Washer, Shakeproof, under Nuts	C720	4
Washer, Plain, under Shakeproof Washers	AW104/T	4
2. Rubber Beading, on Spare Wheel Cover (28 1/8" long)	BD604/5	4
3. Retainer, for Rubber Beading	BD20291/2	4
Screw, Self-Tapping, securing Retainers to Spare Wheel Cover	DAZ406/6C	16

PETROL TANK COVER, CHASSIS NO. 1E.20001 TO 1E.20116. 1E.30001 TO 1E.30401

Cover Assembly over Petrol Tank	U1064/2	1
Spacing Bracket, on Petrol Tank Cover	BD22535/2	3
Screw, Self-Tapping, securing Spacing Bracket	DAZ406/6C	6
Support Strip, at edge of Petrol Tank Cover	BD19055	1
Woodscrew, securing Support Strip	MJ208/3R	6
Rubber Buffer, in Support Strip	BD4321	3
Screw, Self-Tapping, securing Petrol Tank Cover	DJZ510/14C	3
Cup Washer, on Self-Tapping Screws	BD18545	3

PETROL TANK COVER, CHASSIS NO. 1E.20117 AND SUBS. 1E.30402 AND SUBS.

4. Cover Assembly over Petrol Tank	U1064/3	1
Stud, fixing Petrol Tank Cover	BD10958	1
Washer, Shakeproof, on Stud	C723/A	2
Tee Nut, receiving Stud	BD9909/5	2
Tee Nut, receiving Setscrews securing Spring Clip	BD9909/3	4
Spring Clip, retaining Petrol Tank Cover to Body at rear	BD28138	1
Screw, Set, securing Spring Clip to Petrol Tank Cover	UCS413/3H	2
Washer, Shakeproof, on Setscrews	C721	4
Support Strip, at edge of Petrol Tank Cover	BD19055	1

BOOT FLOOR FITTINGS: FHC

Woodscrew, securing Support Strip	MJ208/3R	6	11. Hinged Extension Board Assembly for Luggage Floor		
Rubber Buffer, in Support Strip	BD4321	3	Chassis No. 1E.20001 to 1E.20116.		
5. Rubber Beading, on Petrol Tank Cover (28 1/8" long)	BD604/5	1	1E.30001 to 1E.30401	BD28852	1
6. Retainer, for Rubber Beading	BD20291/2	1	Chassis No. 1E.20117 and subs.		
Screw, Self-Tapping, securing Retainer to Petrol Tank Cover	DAZ406/6C	4	1E.30402 and subs.	BD28164	1
			Tee Nut, in Extension Board	BD9909/5	16
			12. Hinge, on Extension Board	BD24400	3
			Screw, Set, securing Hinges to Extension Board	BD13642/11	6
			Screw, Self-Tapping, securing Hinges to Body Floor	DAC506/8C	9
			13. Stud, retaining Extension Board in lowered position	BD23717	2
			Washer, Chrome, on Stud	C2017/2	2
			Finger Pull, at centre of forward edge of Extension Board	BD24402	1
			14. Chrome Strip, along forward edge of Extension Board	BD2440	1
			15. Chrome Capping, at RH end of Chrome Strip	BD24404	1
			16. Chrome Capping, at LH end of Chrome Strip	BD24405	1
			Screw, Self-Tapping, securing Chrome Strip, Cappings, and Finger Pull to Extension Board	DAC406/6C	10
			17. Sliding Catch, locking Extension Board in raised position	BD9395	2
			Woodscrew, securing Sliding Catches	MC304/3R	12
			18. Luggage Stop Arm Assembly	BD20135	2
			19. Cover Plate, over Luggage Stop Apertures	BD21798	2
			Screw, Set, securing Stop Arms and Cover Plates to Extension Board	BD13642/11	8
			20. Rubber Beading, on Extension Board (7 1/2" long)	BD604/7	.3
			21. Retainer, for Rubber Beadings	BD332/5	3
			Screw, Self-Tapping, securing Retainers to Extension Board	DAJ406/6C	12
			22. Striker Plate, on Wheel Arches, receiving Sliding Catches	BD23142	2
			Pop Rivet, securing Striker Plates to Wheel Arches	BD11712/1	8
			Rubber Buffer, in Striker Plates	BD23144	2
			23. Support Rail Assembly for Hinged Extension Board in Lowered Position		
			Chassis No. 1E.20001 to 1E.20116.		
			1E.30001 to 1E.30401	BD22942	1
			Chassis No. 1E.20117 and subs.		
			1E.30402 and subs.	BD28345	1
			Clip, receiving Studs of Hinged Extension Board	BD22348	2
			Pop Rivet, securing Clips to Support Rail	BD1814/1	4
			Screw, Self-Tapping, securing Support Rail to Body	DAC406/6C	2
			Pop Rivet, securing Support Rail to Shut Pillars	BD1814/6	4
			Pop Rivet, securing Support Rail to Wheel Arches	BD11712/1	4

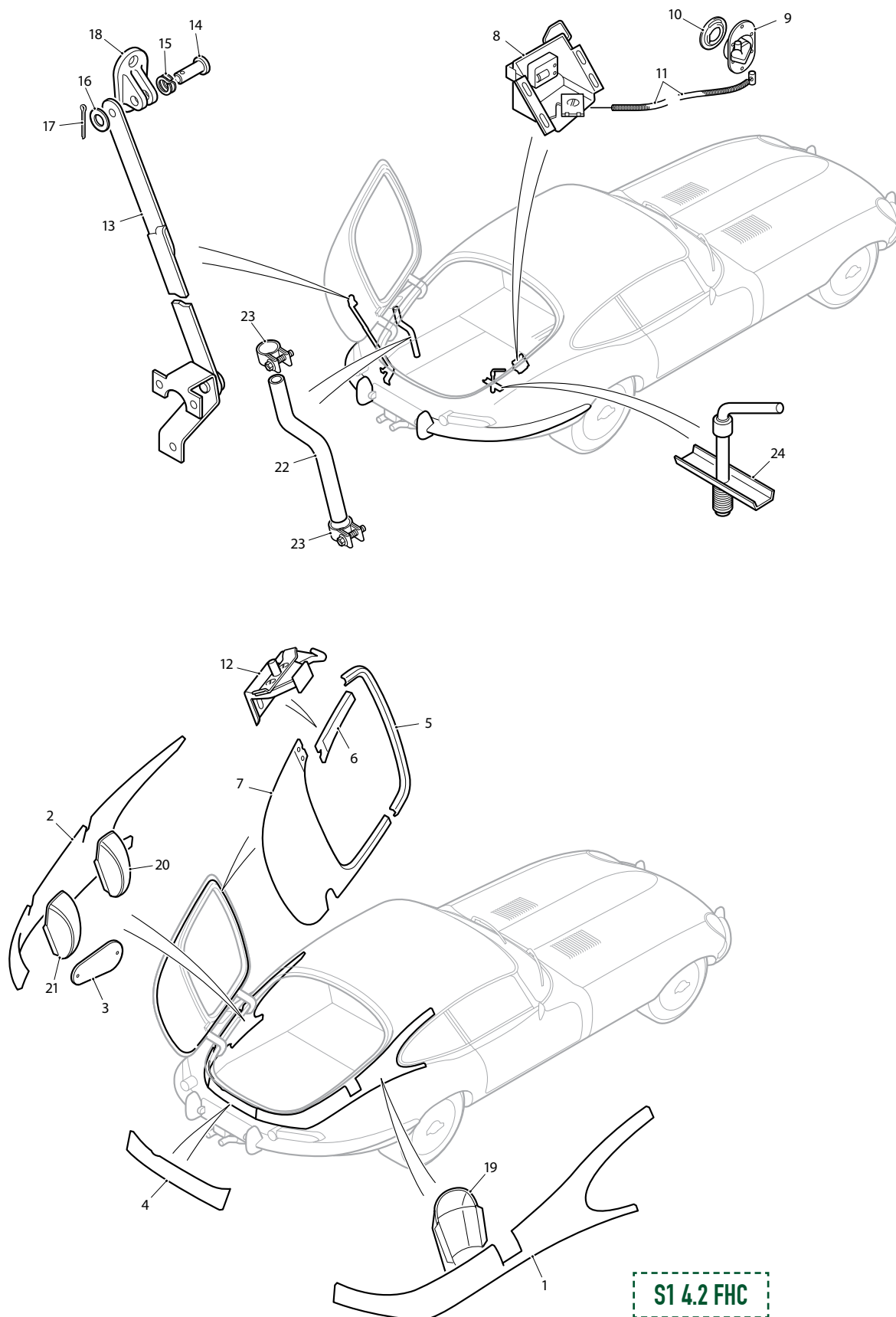
MAT ASSEMBLY ON LUGGAGE FLOOR. CHASSIS NO. 1E.20001 TO 1E.20116. 1E.30001 TO 1E.30401

Mat Assembly on Luggage Floor	BD27903	1
Button for "Durable Dot" Fastener securing Mat to Luggage Floor	BD1286/1	8
Socket, securing Buttons in Mat	BD1286/2	8
Stud, receiving "Durable Dot" Fasteners	BD1286/3	8
Pop Rivet, securing Studs to Luggage Floor	BD1814/2	8
Rubber Beading (39 1/2" long)	BD604/2	1
Rubber Beading (11 7/8" long)	BD604/4	3
Rubber Beading (28 1/8" long)	BD604/5	2
Rubber Beading (36 1/2" long)	BD604/8	1
Rubber Beading (25" long)	BD604/9	1
Retainer, for Rubber Beading (39" long)	BD332/13	1
Retainer, for Rubber Beading (36" long)	BD332/15	1
Retainer, for Rubber Beading (11 3/8" long)	BD20291/1	3
Retainer, for Rubber Beading (27 5/8" long)	BD20291/2	2
Retainer, for Rubber Beading (24 1/2" long)	BD20291/4	1
Spring Clip, securing Retainers to Mat	BD20243	32

FORWARD LUGGAGE FLOOR ASSEMBLY. CHASSIS NO. 1E.20117 AND SUBS. 1E.30402 AND SUBS.

7. Forward Luggage Floor Assembly	BD28156	1
Screw, Self-Tapping, securing Forward Luggage Floor to Body	DAJ404/6C	3
8. Rubber Beading, on Forward Luggage Floor (11 7/8" long)	BD604/4	5
9. Retainer, for Rubber Beading	BD20291/5	5
Screw, Self-Tapping, securing Retainers to Forward Luggage Floor	DAZ406/6C	20
10. Bracket Assembly supporting Petrol Tank and Spare Wheel Covers	BD28350	1
Spring Latch, on Bracket	BD19053	2
Pop Rivet, securing Spring Latches	BD1814/1	4
Screw, Self-Tapping, securing Bracket to Forward Luggage Floor	DAJ406/6C	9

REAR DOOR INTERNALS & LOCK: FHC



S1 4.2 FHC

REAR DOOR INTERNALS & LOCK: FHC

1. Casing Assembly at RH side of Back Door Aperture	BD26177	1	PROP SUPPORTING BACK DOOR IN OPEN POSITION, CHASSIS NO. 1E.20001 TO 1E.20851. 1E.30001 TO 1E.31412		
Clip, securing Casing	BD18068	9	13. Prop Supporting Back Door in open position	BD23752	1
2. Casing Assembly at LH side of Back Door Aperture	BD26178	1	Pivot Bracket Assembly, on Back Door, for Prop	BD21287	1
Clip, securing Casing	BD18068	7	Screw, Set, securing Pivot Bracket	BD13713/2	2
3. Cover Assembly (Moquette) sealing Apertures in Rear Wheel Arches			Washer, Shakeproof, on Setscrews	C723/A	2
Moquette, Chassis No. 1E.20001 to 1E.20116. 1E.30001 to 1E.30401	BD20246	2	14. Clevis Pin, retaining Prop In Pivot Bracket	C15542	1
PVC, Chassis No. 1E.20117 and subs. 1E.30402 and subs.	BD28171	2	15. Washer, Double Coil Spring, on Clevis Pin	BD1708/4	2
Screw, Self-Tapping, securing Covers	DAC606/14C	4	16. Washer, Chrome, on Clevis Pin	BD848/2	1
Cup Washer, on Self-Tapping Screws	BD543/3	4	17. Split Pin, retaining Clevis Pin	L102/6U	1
Spire Nut, receiving Self-Tapping Screws	BD8536/4	4	Support Bracket, on Body, Receiving Prop	BD23712	1
4. Trim Panel Assembly below Back Door Aperture	BD20167	1	Screw, Set, securing Support Bracket	BD13713/1	2
Pop Rivet, securing Trim Panel	BD1814/6	8	Washer, Shakeproof, on Setscrews	C723/A	2
5. Casing Assembly, Upper, on Back Door	BD22725	1	Rest Rubber Assembly for Prop		
6. Casing Assembly, at RH side of Back Door, between Upper and Lower Casings	BD23763	1	Stowage when not in use	BD21282	1
Clip, securing Casing	BD18068	2	Screw, Self-Tapping, securing Rest		
7. Casing Assembly, Lower, on Back Door	BD20782	1	Rubber to Back Door	DAC406/12C	2
Clip, securing Casing	BD18068	14	Cup Washer, on Self-Tapping Screws	BD543/3	2
8. Lock Assembly, Complete, for Back Door	BD20683	1	PROP SUPPORTING BACK DOOR IN OPEN POSITION, CHASSIS NO. 1E.20852 AND SUBS. 1E.31413 AND SUBS.		
Lock Mechanism Assembly	BD20061	1	Prop Assembly Supporting Back Door in open position	BD27357	1
Screw, Set, securing Lock Mechanism to Lock Housing	UFS419/5H	4	Screw, Self-Tapping, securing Prop to Body	DAC410/8C	3
Spring, assisting opening of Back Door	BD20122	1	Clevis Pin, retaining Prop in Pivot Bracket	C15542	1
Return Spring, for Operating Lever	BD20573	1	Washer, Double Coil Spring, on Clevis Pin	BD1708/4	2
Clamp, for Operating Cable	BD20645	1	Washer, Chrome, on Clevis Pin	BD848/2	1
Screw, Set, securing Clamp	UFS419/3H	1	Split Pin, retaining Clevis Pin	L102/6U	1
Washer, Shakeproof, on Setscrew	C723/A	1	18. Pivot Bracket Assembly, on Back Door, for Prop	BD28246	1
Screw, Set, securing Lock to Body	UFS425/4H	4	Screw, Set, securing Pivot Bracket	BD13713/2	2
Washer, Shakeproof, on Setscrews	C724	4	Washer, Shakeproof, on Setscrews	BD21516/2	2
Washer, Special, under Shakeproof Washers	BD541/32	4	REAR DOOR TRIM, CHASSIS NO. 1E.20001 TO 1E.20116. 1E.30001 TO 1E.30401		
Shim, between Lock and Body	BD24863	A/R	19. Trim Panel (Moquette) around Back Door Lock	BD27992	1
9. Release Mechanism Assembly, in RH Quarter Casing, for Back Door Lock	BD21298	1	Piping, at edge of Trim Panel	BD21068/6	1
Return Spring, for Release Mechanism	BD21066	1	Screw, Self-Tapping, securing Trim Panel	DAC604/14C	4
Screw, Self-Tapping, securing Release Mechanism	DAZ406/6C	6	Cup Washer, on Self-Tapping Screws	BD532/1	4
10. Escutcheon, in RH Quarter Casing, around Release Mechanism	BD20900	1	20. Trim Panel (Moquette) around Back Door Upper Hinge	BD25018	1
Screw, Self-Tapping, securing Escutcheon	DAC504/4C	2	Piping, at edge of Trim Panel	BD21068/6	1
11. Control Cable operating Back Door Lock	BD21299	1	Screw, Self-Tapping, securing Trim Panel	DAC604/14C	4
Pad (Polyurethane) for Control Cable	BD22643	1	Cup Washer, on Self-Tapping Screws	BD532/1	4
12. Striker And Safety Catch Assembly for Back Door Lock	BD22596	1	21. Trim Panel (Moquette) around Back Door Lower Hinge	BD25019	1
Return Spring, on Safety Catch	BD20574	1	Piping, at edge of Trim Panel	BD21068/6	1
Screw, Set, securing Striker to Back Door	UFS425/4H	3	Screw, Self-Tapping, securing Trim Panel	DAC606/12C	4
Washer, Shakeproof, on Setscrews	C724	3	Cup Washer, on Self-Tapping Screws	BD532/2	4
Washer, Special, under Shakeproof Washers	BD541/32	3			

REAR DOOR INTERNALS & LOCK: FHC

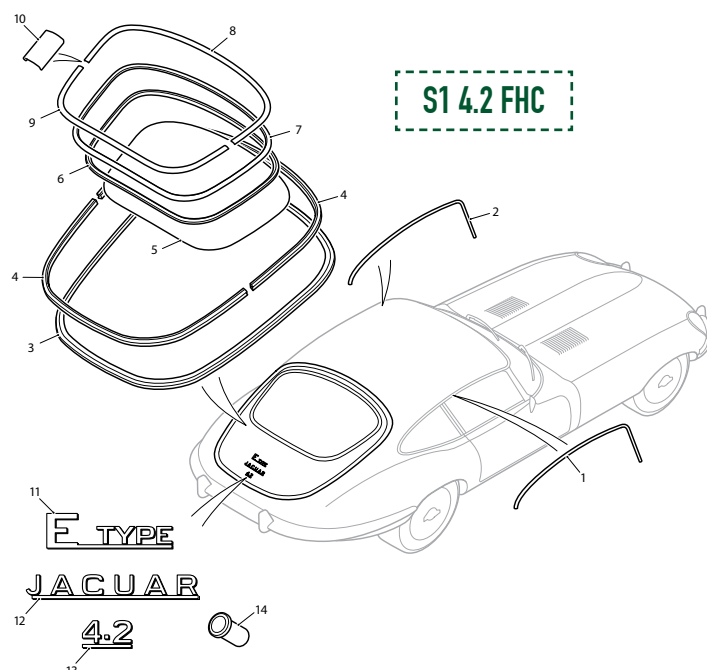
(CONTINUED FROM PAGE 297)

REAR DOOR TRIM, CHASSIS NO. 1E.20117 AND SUBS. 1E.30402 AND SUBS.

Trim Panel (PVC) around Back Door Lock	BD28175	1
Finisher Bead, at edge of Trim Panel	BD28310	1
Screw, Self-Tapping, securing Trim Panel	DAC604/14C	4
Cup Washer, on Self-Tapping Screws	BD532/1	4
Chrome Finisher, at front fixings of Trim Panel	BD28289	1
Chrome Finisher, at rear fixings of Trim Panel	BD28288	1
Trim Panel (PVC) around Back Door Upper Hinge	BD28174	1
Finisher Bead, at edge of Trim Panel	BD28311/2	1
Screw, Self-Tapping, securing Trim Panel	DAC604/14C	4
Cup Washer, on Self-Tapping Screws	BD532/1	4
Chrome Finisher, at front fixing of Trim Panel	BD28286	1
Chrome Finisher, at rear fixings of Trim Panel	BD28287	1
Trim Panel (PVC) around Back Door Lower Hinge	BD28173	1
Finisher Bead, at edge of Trim Panel	BD28311/1	1
Screw, Self-Tapping, securing Trim Panel	DAC606/14C	4
Cup Washer, on Self-Tapping Screws	BD532/1	4
Chrome Finisher, at front fixing of Trim Panel	BD28286	1
Chrome Finisher, at rear fixings of Trim Panel	BD28287	1
22. Drain Tube for Petrol Filler Box (18 5/6" Long)	BD659/13	1
23. Clip, securing Drain Tube	C15886/8	2
Cover Plate, in Floor Top Panel over Rear Suspension	BD18492	1
Seal (Rubber) under Cover Plate	BD18493	1
Screw, Self-Tapping, securing Cover Plate	DJZ410/8C	7
24. Spare Wheel Clamp Assembly	BD11007/1	1
Handle, operating Spare Wheel Clamp	BD10637	1
Screw, in Handle	BD11008/1	1
Mills Pin, locking Screw in Handle	C704/1	1
Clamp Plate, holding Spare Wheel	BD10639	1

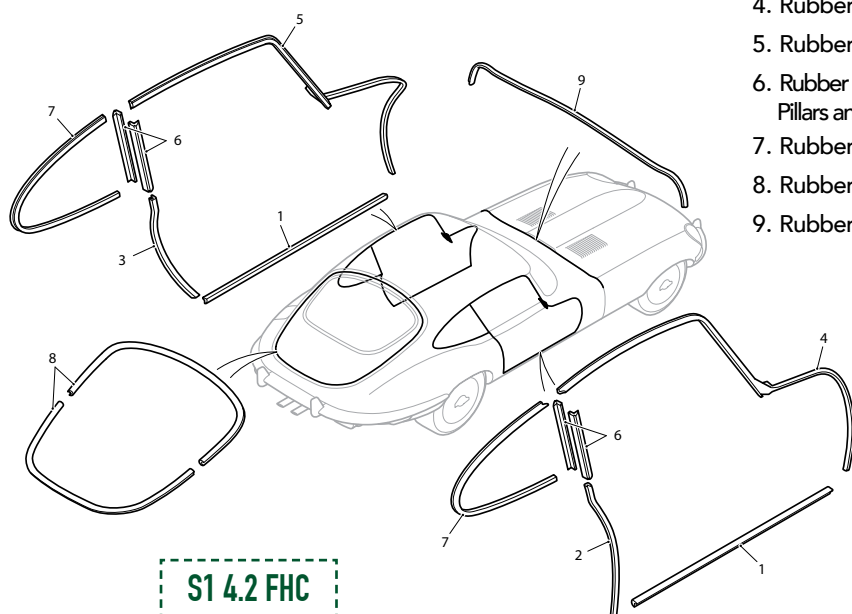
REAR DOOR GLASS & FITTINGS: FHC

1. Chrome Finisher on RH Roof Gutter	BD20745	1
2. Chrome Finisher on LH Roof Gutter	BD20746	1
3. Finisher (P.V.C.) around Back Door Aperture (126" Long)	BD20163/1	1
4. Seal (Neoprene) around Back Door Aperture (64" Long)	BD23347	2
Back Door Assembly, Complete	BD19555	1
5. Glass (Clear) in Back Door	BD22740	1
Glass ("Sundym") in Back Door	BD22744	1
6. Seal (Rubber) Around Back Door Glass	BD20309	1
7. Insert (Rubber) For Seal	BD20201	1
8. Chrome Finisher at top of Rubber Seal	BD20159/1	1
9. Chrome Finisher at bottom of Rubber Seal	BD20159/2	1
10. Joint Piece for Chrome Finishers	BD5366	2
11. "E-Type" Emblem on Back Door	BD27666	1
12. "Jaguar" Emblem on Back Door	BD26762	1
13. "4.2" Emblem on Back Door	BD26766	1
14. Friction Bush, securing Emblems	BD25659	8

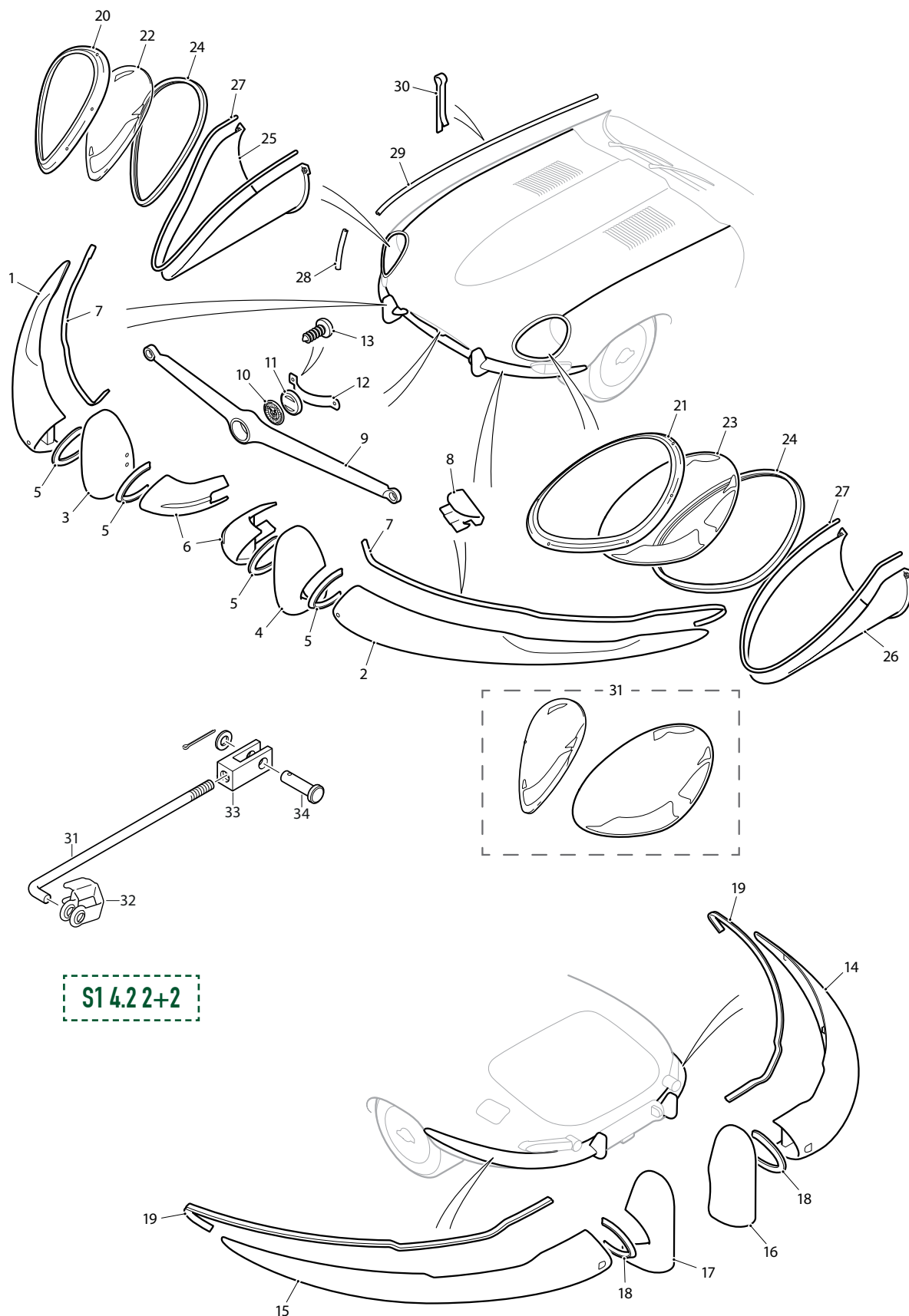


RUBBER SEALS: FHC

1. Rubber Seal, on Door Sills	BD24789	2
2. Rubber Seal, on RH Door Shut Pillar	BD25898	1
3. Rubber Seal, on LH Door Shut Pillar	BD25899	1
4. Rubber Seal, for RH 'A' Post and Cantrail	BD25716	1
5. Rubber Seal, for LH 'A' Post and Cantrail	BD25717	1
6. Rubber Seal, on Quarter Light Hinge Pillars and on Window Frame Standing Pillars	BD17071/2	4
7. Rubber Seal, for Quarter Lights	BD20500/4	2
8. Rubber Seal, around Back Door Aperture	BD23347	2
9. Rubber Seal, for rear edge of Bonnet	BD20903/1	1



FRONT & REAR BUMPERS: 2+2

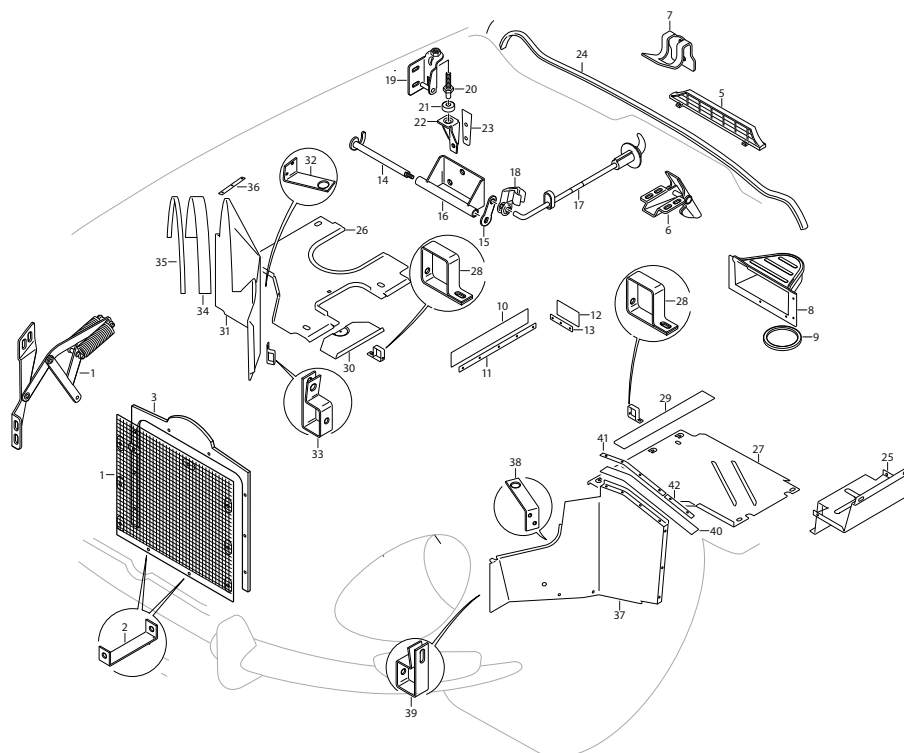


S14.2 2+2

FRONT & REAR BUMPERS: 2+2

1. RH Front Bumper	BD15533	1	19. Rubber Seal, between Rear Bumpers and Body	BD18947/1	2
2. LH Front Bumper	BD15532	1	20. Chrome Finisher Assembly around RH Headlamp Aperture	BD16789	1
3. Over Rider Assembly, on RH Front Bumper	BD19111	1	21. Chrome Finisher Assembly around LH Headlamp Aperture	BD16790	1
4. Over Rider Assembly, on LH Front Bumper	BD19112	1	22. Glass in RH Headlamp Aperture	BD16786	1
5. Beading, Between Over Rider and Front Bumpers	209K	1	23. Glass in LH Headlamp Aperture	BD16787	1
Nut, securing Over Rider to Front Bumpers	UFN137/L	2	24. Rubber Seal around Headlamp Glasses	BD26672/3	2
Washer, Spring, under Nuts	FG106/X	2	Screw, Self-Tapping, securing Finishers and Headlamp Glasses to Bonnet	BD19013/2	12
Washer, Plain, under Spring Washers	FW106/T	2	Spire Nut, on Self-Tapping Screws	BD8633/5	12
6. Extension Assembly, for Fixing of Motif Bar	BD19113	2	Screw, Set, securing Finishers and Headlamp Glasses to Bonnet	BD22780/4	12
Screw, Set, securing Extension Bracket to Over Riders	UFS125/6R	4	Slotted Countersunk (Early Cars)	BD26675/4	12
Washer, Shakeproof, on Setscrews	C724	4	Pozi Drive Raised Countersunk (Later Cars)		
Washer, Plain, under Shakeproof Washers	FW104/T	4	25. Finishing Panel Assembly in RH Headlamp Recess	BD17651	1
Distance Piece, on Setscrews	BD19119	4	26. Finishing Panel Assembly in LH Headlamp Recess	BD17652	1
Screw, Set, securing Front Bumpers to Bonnet	UFS137/10R	4	27. Rubber Seal, For Panels	BD20543/1	2
Washer, Spring, on Setscrews	FG106/X	4	Screw, Set, securing Panels to Headlamp Diaphragms	UFS119/6R	2
Washer, Plain, under Spring Washers	C410	4	Screw, Set, securing Panels to Headlamp Diaphragms	UFS119/8R	4
Spacer, on Setscrews, at Side Fixings	BD20893	2	Washer, Spring, on Setscrews	AG102/X	6
Spacer, on Setscrews, at Front Fixings	BD20663	2	Washer, Plain under Spring Washers	AW102/T	6
7. Rubber Seal, between Front Bumpers and Bonnet	BD18947/2	2	Nut, on Setscrews	UFN119/L	6
8. Clip, securing Seal	BD10313	2	Distance Piece, for Panels	C1094	A/R
9. Motif Bar in Air Intake Aperture	BD17700	1	28. Chrome Beading, forward of Headlamp Apertures	BD19029/2	2
10. Motif	C16336	1	29. Chrome Beading, at Rear of Headlamp Apertures	BD19029/1	2
11. Backing Piece, behind Motif	BD19033	1	30. Brass Clip, securing Chrome Beads	BD19030	22
12. Spring Clip, retaining Motif	BD19034	1	Pivoted Carrier Bracket Assembly for Front Number Plate	BD20934	1
13. Screw, Self-Tapping, securing Spring Clip	BD11501	2	Nut, securing Carrier Bracket to Bonnet Front Under Panel	UFN125/L	2
Screw, Set, securing Motif Bar	UFS125/5R	2	Washer, Shakeproof, under Nuts	C724	2
Washer, Spring, on Setscrews	FG104/X	2	Packing Block (Aluminium) at Carrier Bracket Fixings	BD20939	2
14. RH Rear Bumper	BD15887	1	31. Control Rod, operating Carrier Bracket Pivot when Bonnet Is Moved	BD20936	1
15. LH Rear Bumper	BD15888	1	32. Clip, securing Control Rod to Carrier Bracket	C13806	1
16. Over Rider Assembly, for RH Rear Bumper	BD19135	1	Grommet, in Bonnet Front Under Panel, for Control Rod	C4548	1
17. Over Rider Assembly, for LH Rear Bumper	BD19136	1	33. Fork End for Connection of Control Rod to Bracket on Front Sub-Frame	BD20937	1
Nut, securing Over Rider to Rear Bumpers	UFN137/L	2	Nut, locking Fork End to Control Rod	UFN125/L	1
Washer, Spring, under Nuts	FG106/X	2	34. Clevis Pin, securing Fork End to Bracket on Front Sub-Frame	J103/105	1
Washer, Plain, under Spring Washers	FW106/T	2	Split Pin, retaining Clevis Pin	L102/4U	1
18. Beading, between over Rider and Rear Bumpers	BD19149	4	Washer, Plain, behind Split Pin	AW102/T	1
Screw, Set, securing Rear Bumpers to Body	UFS131/6R	2	Rubber Plug sealing Redundant Aperture in Bonnet Front Under Panel	BD20989	1
Washer, Spring, on Setscrews	FG105/X	2	35. Perspex Covers Headlamp Apertures - Pair		
Washer, Plain, under Spring Washers	FW105/T	2	Standard	BD16786/7P	1
Screw, Set, securing Rear Bumpers to Body	UFS137/10R	2	Lightweight	BD16786/7PLWE	1
Nut, securing Rear Bumpers to Body	UFN137/L	2			
Washer, Spring, on Setscrews	FG106/X	4			
Washer, Plain, under Spring Washers	FW106/T	4			
Nylon Spacer, at Rear Bumper Mountings	BD20893	4			

BONNET LOCKS & LINKS: 2+2



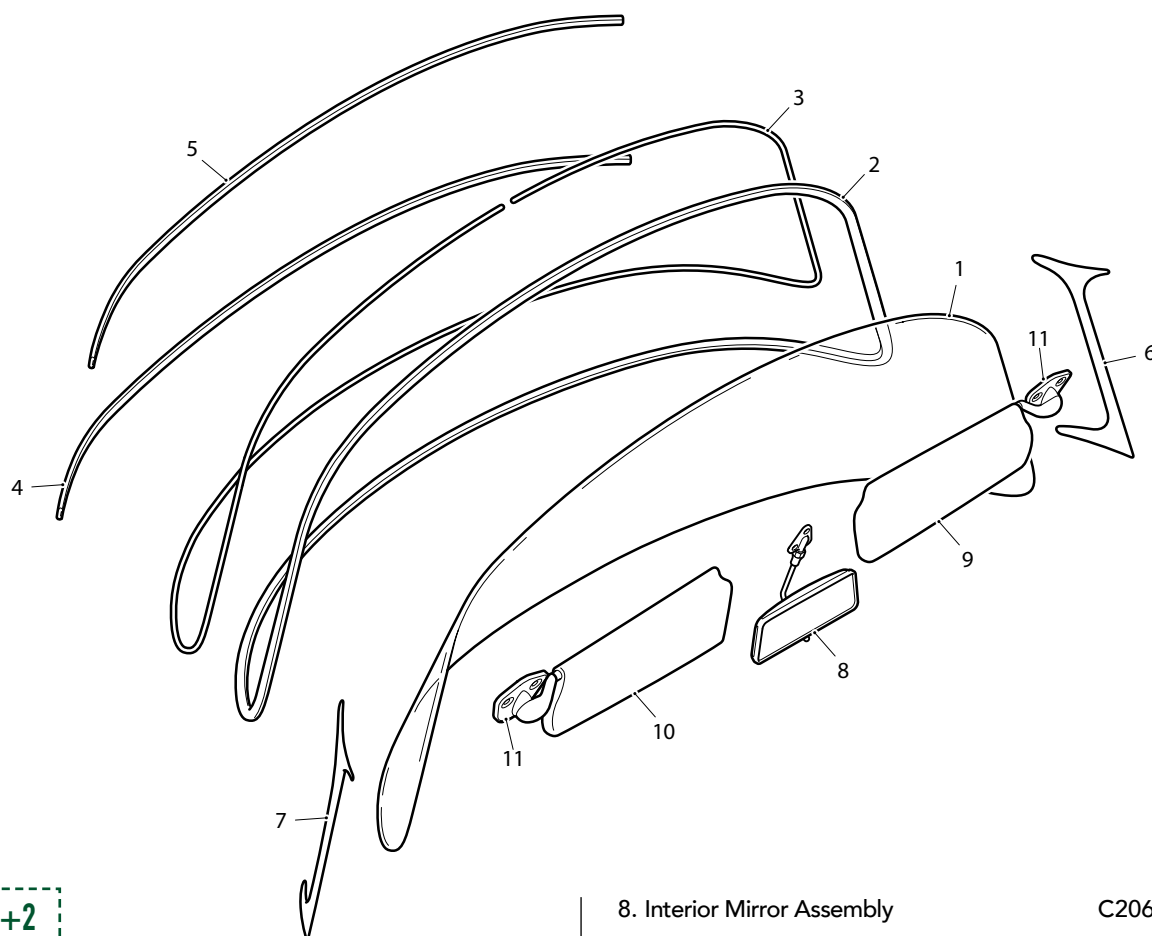
S1 4.2 2+2

1. Stone Guard Assembly behind Bonnet					
Air Intake Aperture	BD20093	1	Washer, Special, under Shakeproof Washers	BD541/20	8
Screw, Set, securing Stone Guard to Bonnet	BD20150/3	8	Shouldered Bolt, securing Balance		
Washer, Shakeproof, on Setscrews	C723/A	8	Links to Front Frame	BD19736	2
Washer, Special, under Shakeproof			Washer (Brass) on Bolts	BD20013/1	2
Washers at Side Fixings	BD541/34	6	Washer (Brass) on Bolts	BD20013/2	2
Washer, Plain, under Shakeproof			Nut, Self-Locking, on Bolts	C8667/1	2
Washers at Top Fixings	AW102/T	2	5. Grille for Air Outlet at rear edge of Bonnet	BD19178	1
2. Bracket, for lower fixing of Stone Guard	BD20579	2	Thread-Cutting Fix, securing Grille to Bonnet	PFS106	2
Screw, Set, securing Brackets and	UFS125/4R	4	Screw, Set, securing Grille to Bonnet	UFS419/4H	2
Stone Guard	UFN125/L	4	Washer, Shakeproof, on Setscrews	C723/A	2
Nut, on Setscrews	C724	4	6. Bonnet Safety Catch Assembly	BD20315	1
Washer, Shakeproof, under Nuts	FW104/T	4	Spring, on Safety Catch	BD20318	1
Washer, Plain, under Shakeproof Washers			Clevis Pin, through Safety Catch	J103/15S	1
3. Frame Assembly for fixing of Stone Guard	BD18710	1	Split Pin, retaining Clevis Pin	L102/4U	1
Felt Strip, at top of Frame (23" Long)	BD19031	1	Washer, Special, behind Split Pin	BD541/28	1
Screw, Self-Tapping, securing Frame	DAZ814/10C	6	Screw, Set, securing Safety Catch to Bonnet	UFS419/3H	4
to Bonnet	BD542/3	6	Washer, Shakeproof, on Setscrews	C723/A	4
Washer, Special, on Self-Tapping Screws			Tapped Plate, receiving Setscrews	BD20319	1
4. RH Bonnet Balance Link Assembly	BD20016	1	7. Bracket receiving Safety Catch	BD20320	1
LH Bonnet Balance Link Assembly	BD20017	1	Screw, Set, securing Bracket to Scuttle	BD18307/3	2
Spring, on Bonnet Balance Link	BD19972	4	Washer, Shakeproof, on Setscrews	C724	2
Washer (Brass) on each side of Spring Eyes	BD20013/4	16	8. Extension Assembly, at rear of		
Split Pin, retaining Springs	L102/6U	8	LH Bonnet Duct, for Heater Air Intake	BD19730	1
Screw, Set, securing Balance Links to Bonnet	BD8291/2	8			
Washer, Shakeproof, on Setscrews	C724	8			

BONNET LOCKS & LINKS: 2+2

9. Seal (Rubber) for Air Intake Extension	BD23657	1	23. Gasket, under Locating Brackets	BD25649	2
Screw, Self-Tapping, securing			24. Rest Rubber for rear edge of		
Extension to Bonnet	DAZ814/12C	6	Bonnet (70" Long)	BD20903/1	1
Washer, Spring, on Self-Tapping Screws	FG104/X	6	25. Carrier Bracket for Battery Tray	BD15165	1
Washer, Special, under Spring Washers	BD542/3	6	Screw, Set, securing Carrier Bracket to LH Sill	UFS125/4R	5
10. Seal (Rubber) between Bonnet LH Valance			Nut, on Setscrews	UFN125/L	5
and Frame Side Member (9 1/2" Long)	BD20816/1	1	Washer, Spring, under Nuts	FG104/X	5
11. Fixing Strip, for Rubber Seal	BD20735	1	Washer, Plain, under Spring Washers	FW104/T	5
12. Seal (Rubber) between Bonnet LH			26. RH Undershield for Front Frame	BD20048	1
Rear Diaphragm and Frame Side			27. LH Undershield for Front Frame	BD27427	1
Member (4" Long)	BD20816/2	1	28. Bracket, fixing Undershields to Front Frame	BD20049	4
13. Fixing Strip, for Rubber Seal	BD20736	1	Screw, Set, securing Brackets and		
Pop Rivet, securing Fixing Strips	BD1814/6	8	Undershields to Front Frame	UFS125/5R	4
14. RH Locking Hook Assembly for Bonnet	BD19890	1	Nut, on Setscrews	UFN125/L	4
LH Locking Hook Assembly for Bonnet	BD19891	1	Washer, Shakeproof, under Nuts	C724	4
15. Lever, on Locking Hook Shaft	BD19894	2	Washer, Plain, under Shakeproof Washers	FW104/T	4
Nut, securing Levers	C8737/1	2	Spire Nut, fixing Undershields to		
16. Mounting Bracket Assembly for Locking Hooks	BD19883	2	Sills and Mudshields	BD8536/8	9
Screw, Set, securing Mounting Brackets to Dash	BD18307/2	6	Screw, Self-Tapping, securing Undershields		
Washer, Shakeproof, on Setscrews	C724	6	to Sills and Mudshields	DJJ410/8C	9
17. Handle and Rod Assembly,			Washer, Plain, on Self-Tapping Screws	AW102/T	9
operating RH Locking Hook	BD19977	1	29. Seal (Canvas/Rubber) for LH Undershield	BD25541	1
Handle Only	BD19903	1	30. Cover Plate, sealing Oil Cleaner		
Escutcheon	BD19904	1	Access Aperture in RH Undershield	BD25246	1
Seal (Neoprene) on Operating Rod	BD19895	1	Screw, Self-Tapping, securing Cover Plate	DAZ810/10C	1
Screw, Self-Tapping,			Fibre Washer, retaining Self-Tapping Screw	BD25247	1
securing Escutcheons to Body	DJC008/12C	2	Plastic Bush, in Undershield, receiving		
Speed Nut, on Self-Tapping Screws	BD8633/8	2	Self-Tapping Screw	BD25250	1
Handle and Rod Assembly,			31. RH Mudshield Assembly	BD19522	1
operating LH Locking Hook	BD19978	1	32. Bracket, Upper, fixing RH Mudshield	BD20425	1
Handle Only	BD19903	1	33. Bracket, Lower, fixing RH Mudshield	BD20426	1
Escutcheon	BD19904	1	Pop Rivet, securing Brackets to Mudshield	BD11712/1	4
Seal (Neoprene) on Operating Rod	BD19895	1	34. Seal (Rubber) for RH Mudshield		
Screw, Self-Tapping,			(33" Long)	BD20434/1	1
securing Escutcheons to Body	DJC008/12C	2	35. Mudshield Rubber Fixing Kit	SBS7276	1
Speed Nut, on Self-Tapping Screws	BD8633/8	2	36. Fixing Strip, securing Seal to RH Sill	BD20427	1
18. Clip, securing Operating Rods			Pop Rivet, securing Fixing Strips and Seals	BD1814/6	14
to Locking Hooks	C13806	2	37. LH Mudshield Assembly	BD27425	1
O Ring, preventing vibration of			38. Bracket, Upper, fixing LH Mudshield	BD20424	1
Operating Rods	BD28607	2	39. Bracket, Lower, fixing LH Mudshield	BD20426	1
19. Bracket Assembly, on RH Bonnet			Pop Rivet, securing Brackets to Mudshield	BD11712/1	4
Side Panel, engaging Locking Hook	BD19905	1	40. Seal (Rubber) for LH Mudshield		
Bracket Assembly, on LH Bonnet			(14 3/4" Long)	BD20434/2	1
Side Panel, engaging Locking Hook	BD19906	1	41. Fixing Strip, securing Seal to LH Mudshield	BD20428	1
Screw, Set, securing Brackets to			42. Fixing Strip, securing Seal to LH Sill	BD20427	1
Bonnet Side Panels	BD18307/2	4	Pop Rivet, securing Fixing Strips and Seal	BD1814/6	11
Washer, Shakeproof, on Setscrews	C724	4	Screw, Set, securing Mudshield to		
Washer, Special, under Shakeproof Washers	BD541/6	4	Front Frame and Sills	UFS125/5R	10
20. Locating Peg, on Brackets	BD19896	2	Washer, Special, on Setscrews	BD541/20	10
Nut, locking Locating Pegs to Brackets	UFN231/L	2	Nut, on Setscrews	UFN125/L	10
21. Rubber Buffer, on Locating Pegs	BD19936	2	Washer, Shakeproof, under Nuts	C724	10
22. Bracket, on Dash, receiving Locating Pegs	BD19917	2			
Screw, Set, securing Brackets to Dash	BD8291/2	4			
Washer, Shakeproof, on Setscrews	C724	4			

WINDSCREEN GLASS: 2+2



S1 4.2 2+2

1. Windscreen Glass

Clear	BD29577	1
Tinted	BD29577/1	1

2. Seal, around Windscreen Glass

	BD28050	1
--	---------	---

3. Insert, for Seal	BD28279	1
---------------------	---------	---

4. Chrome Finisher, at bottom edge of Windscreen	BD20562	1
--	---------	---

5. Chrome Finisher, at top edge of Windscreen	BD20563	1
---	---------	---

6. Chrome Finisher, at RH edge of Windscreen	BD28996	1
--	---------	---

7. Chrome Finisher, at LH edge of Windscreen	BD28997	1
--	---------	---

Screw, Self-Tapping, securing RH and LH Chrome Finishers	DAC404/6C	6
--	-----------	---

8. Interior Mirror Assembly

Base only	C20697/1	1
Head only	C16407/2	1
Packing, under Interior Mirror	C20698	1

Screw, Set (3/4" long) securing Interior Mirror	BD13642/5	1
---	-----------	---

Screw, Set (7/8" Long) securing Interior Mirror	BD13642/6	2
---	-----------	---

9. RH Sunvisor

RHD Models	BD21365	1
LHD Models	BD28637	1

10. LH Sunvisor

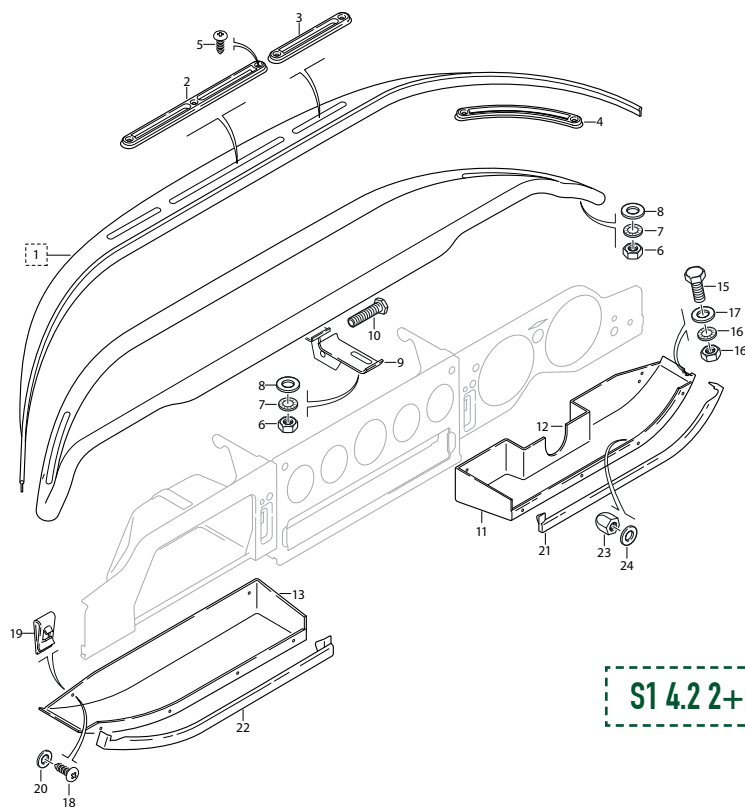
RHD Models	BD28638	1
LHD Models	BD21366	1

11. Sunvisor Bracket Set

Screw, Set, securing Sun Visors to Body	BD13642/5	4
Licence Holder on Windscreen	BD21181	1

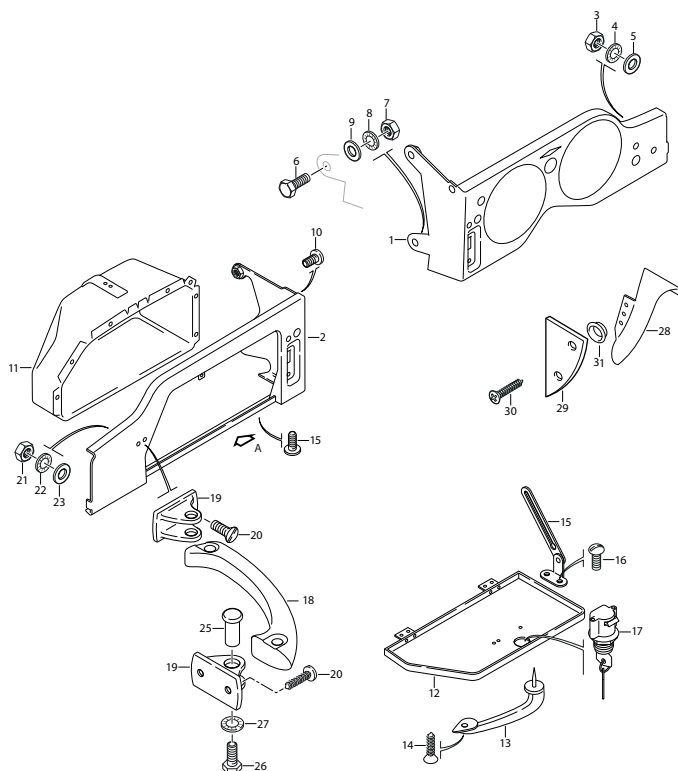
SCREEN RAIL & CRASH ROLLS: 2+2

1. Screen Rail Facia Assembly, Complete	BD23832	1	13. Parcel Tray Assembly, LH		
2. Bezel, for centre Demister Slot	BD20632	1	RHD Models	BD26544	1
3. Bezel, for intermediate Demister Slots	BD20591	2	LHD Model	BD28546	1
4. Bezel, for outer Demister Slots	BD20592	2	14. Screw, Set, securing Parcel Trays to Body	UFS419/4H	2
5. Screw, Self-Tapping, securing Bezels	DAJ606/10C	10	15. Nut, on Setscrews	UFN119/L	2
6. Nut, securing Screen Rail Facia	UFN119/L	4	16. Washer, Shakeproof, under Nuts	C723/A	2
7. Washer, Shakeproof, under Nuts	C723/A	4	17. Washer, Plain, under Shakeproof Washers	AW102/T	2
8. Washer, Plain, under Shakeproof Washers	AW102/T	4	18. Screw, Self-Tapping, securing Parcel Trays to Body	DJJ410/8C	4
Bracket, for RH outer fixing of Screen Rail Facia	BD21182	1	19. Spire Nut, on Self-Tapping Screws	BD8536/2	4
Bracket, for LH outer fixing of Screen Rail Facia	BD21183	1	Screw, Knurled Head, securing Parcel Trays to Body	C15785	2
9. Bracket, for RH inner fixing of Screen Rail Facia	BD20565	1	20. Washer, Plain, Setscrews	AW102/T	6
Bracket, for LH inner fixing of Screen Rail Facia	BD20566	1	21. Crash Roll Assembly on RH Parcel Tray	BD28843	1
10. Screw, Set securing inner Brackets	BD20861/1	2	Chrome Finisher, at inner end of Crash Roll	BD28740	1
11. Parcel Tray Assembly, RH			Screw, Self-Tapping, securing Chrome Finishers	DAZ404/6C	1
RHD Models	BD28543	1	Finisher Bead, above Chrome Finisher	BD28741	1
LHD Model	BD28545	1	22. Crash Roll Assembly on LH Parcel Tray	BD28844	1
12. Cover Panel, on RH Parcel Tray, for Steering Column			Chrome Finisher, at inner end of Crash Roll	BD28740	1
RHD Models	BD30608	1	Screw, Self-Tapping, securing Chrome Finishers	DAZ404/6C	1
LHD Model	BD30609	1	Finisher Bead, above Chrome Finisher	BD28741	1
Rubber Seal, for Cover Panel	BD30610	1	23. Acorn Nut, securing Crash Rolls to Parcel Trays	BD26308	8
Bifurcated Rivet, securing Cover Panel and Seal	BD524/10	9	24. Washer, Plain, under Acorn Nuts	AW104/T	8



S1 4.2 2+2

DASH FACIA: 2+2



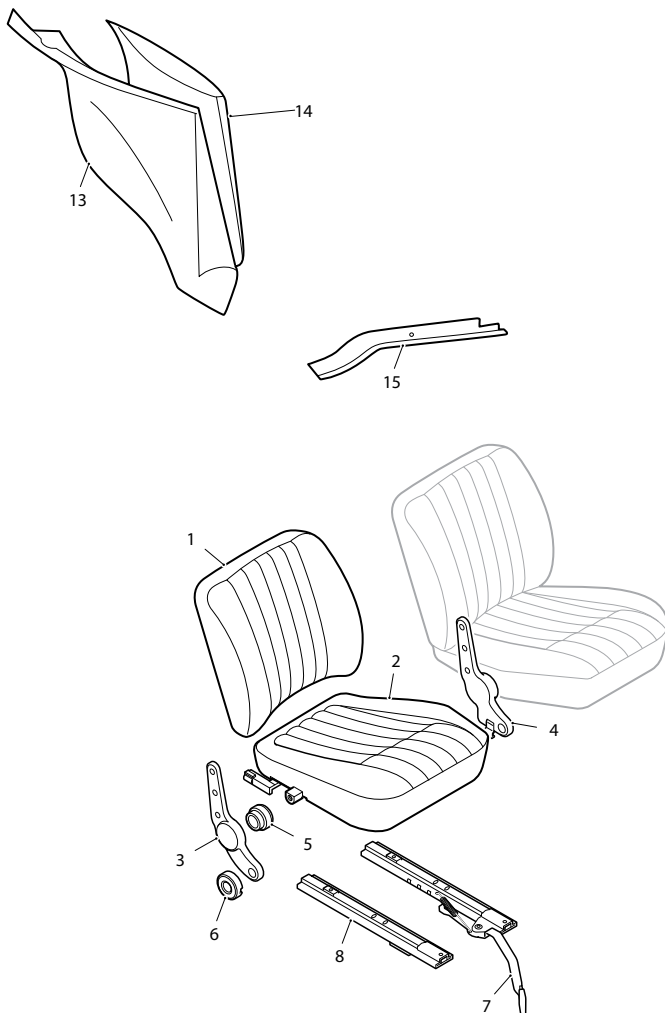
S1 4.2 2+2

1. RH Facia Panel Assembly			
RHD Models	BD28258	1	
LHD Models	BD28264	1	
2. LH Facia Panel Assembly			
RHD Models	BD28259	1	
LHD Models	BD28265	1	
Bracket, fixing, RH Facia Panel to Dash Side	BD19242	1	
Bracket, fixing, LH Facia Panel to Dash Side	BD19241	1	
3. Nut, securing Facia Panels to Brackets	UFN119/L	2	
4. Washer, Shakeproof, under Nuts	C723/A	2	
5. Washer, Plain, under Shakeproof Washers	AW102/T	2	
6. Screw, Set, securing Facia Panels at lower centre	UFS119/3R	2	
7. Nut, on Setscrews	UFN119/L	2	
8. Washer, Shakeproof, under Nuts	C723/A	2	
9. Washer, Plain, under Shakeproof Washers	AW102/T	2	
10. Screw, Set, securing Facia Panels at upper centre	BD20861/1	2	
11. Cubby Box			
RHD Models	BD27499	1	
LHD Models	BD27498	1	
12. Lid Assembly for Cubby Box			
RHD Models	BD28260	1	
LHD Models	BD28266	1	
13. Handle, on Cubby Box Lid	BD12326	1	
14. Woodscrew, securing Handle	MC303/5R	1	
Screw, Set, securing Cubby Box Lid to Facia Panel	BD24396/5	4	
Buffer, in Facia Panel, seating Lid when closed	BD28469	2	
15. Quadrant Assembly for Cubby Box Lid	BD12735	1	
16. Screw, Set, securing Quadrant to Cubby Box Lid	BD24396/2	2	
17. Lock Assembly on Cubby Box Lid	BD24296	1	
Barrel, for Cubby Box Lock	BD24673	1	
Ring, securing Lock to Cubby Box Lid	BD24152	1	
18. Grab Handle Assembly at Side of Dash			
RHD Models	BD24933	1	
LHD Models	BD24932	1	
19. Anchor Bracket, fixing Grab Handle to Facia Panel and Dash Side	BD24857	2	
20. Screw, Set, securing Anchor Bracket to Facia Panel	UCS519/4H	2	
21. Nut, on Setscrews	UFN119/L	2	
22. Washer, Shakeproof, under Nuts	C723/A	2	
23. Washer, Special, under Shakeproof Washer	BD541/34	1	
24. Screw, Self-Tapping, securing Anchor Brackets to Dash Side	DAC508/12C	2	
25. Hollow Bolt, retaining Grab Handle in Anchor Brackets	BD24858	2	
26. Bolt, Special, securing Hollow Bolts	BD20639	2	
27. Washer, Shakeproof, on Special Bolts	C739	2	
28. Chrome Finisher RH between Facia Panel and Windscreen Pillar	BD24950	1	
Chrome Finisher LH between Facia Panel and Windscreen Pillar	BD24951	1	
Screw, Self-Tapping, securing Chrome Finishers	DAZ404/10C	2	
29. Trim Panel Assembly, forward of RH Chrome Finisher	BD26445	1	
Trim Panel Assembly, forward of LH Chrome Finisher	BD26444	1	
30. Screw, Self-Tapping, securing Trim Panels	DAC604/10C	4	
31. Cup Washer, on Self-Tapping Screws	BD532/1	4	

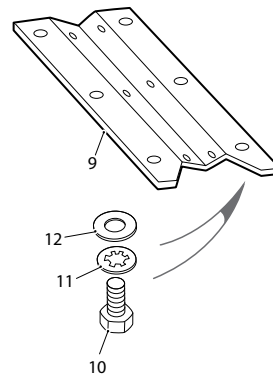
FRONT SEATS & TRIM: 2+2

1. Squab Assembly	BD27364	2
2. Base Assembly for RH Seat	BD28453	1
Base Assembly for LH Seat	BD28454	1
3. Hinge Arm Assembly, at RH side of Seat	BD27339	2
4. Hinge Arm Assembly, at LH side of Seat	BD27338	2
Screw, Set, securing Hinge Arms to Squab	BD17821/7	12
5. Pivot Bush for Hinge Arms	BD26222	4
6. Retainer, holding Hinge Arms and Pivot Bushes to Seat Base	BD26221	4
Screw, Set, securing Retainers to Seat Base	BD16940/2	2
Screw, Set, securing Retainers to Seat Base	BD16940/2	2
Hinge Arm Assembly at LH side of Seats	BD27338	1
Spring, on LH Hinge Arms, retaining Squab in raised position	BD27838	1
Screw, Self-Tapping, securing Springs	DAC404/4C	4

7. Locking Slide for RH Seat	BD28418	1
Locking Slide for LH Seat	BD28417	1
8. Seat Slide	BD28419	2
Fixing Boss, locating Seat Slides on Floor at front	BD27434	4
Packing Piece, under Fixing Bosses at front	BD27907	4
Screw, Set, securing Fixing Bosses to Floor	BD21509/85	4
Washer, Shakeproof, on Setscrews	BD2906/10	4
Packing Piece, under Seat Slides at rear	BD27591	4
Screw, Set, securing Seat Slides to Floor at rear	BD27546/6	4
Washer, Shakeproof, on Setscrews	C724	4
Screw, Set, securing Slides to Front Seats	BD27546/4	8
Washer, Shakeproof, on Setscrews	C724	8
9. Heat Shield Assembly for Exhaust System	BD29124	1
10. Screw, Set, securing Heat Shield to Body	BD8291/4	6
11. Washer, Shakeproof, on Setscrew	C724	6
12. Washer, Special, under Shakeproof Washers	1861	6
13. Trimming Panel on RH Shut Pillar	BD28942	1
14. Pad, on Trimming Panel	BD28950	1
Trimming Panel on LH Shut Pillar	BD28943	1
Pad, on Trimming Panel	BD28951	1
15. RH Trim Panel Above Back Door Aperture		
Chassis No. 1E.50001 to 1E.50422 & 1E.75001 to 7E.76663	BD20266	1
Chassis No. 1E.50423 on & 7E.76664 on	BD29352	1
LH Trim Panel Above Back Door Aperture		
Chassis No. 1E.50001 to 1E.50422 & 1E.75001 to 7E.76663	BD20267	1
Chassis No. 1E.50423 on & 7E.76664 on	BD29353	1
Screw, Self-Tapping, securing Trim Panels		
Chassis No. 1E.50001 to 1E.50422 & 1E.75001 to 7E.76663	DAC404/6C	14
Chassis No. 1E.50423 on & 7E.76664 on	DAC404/6C	12

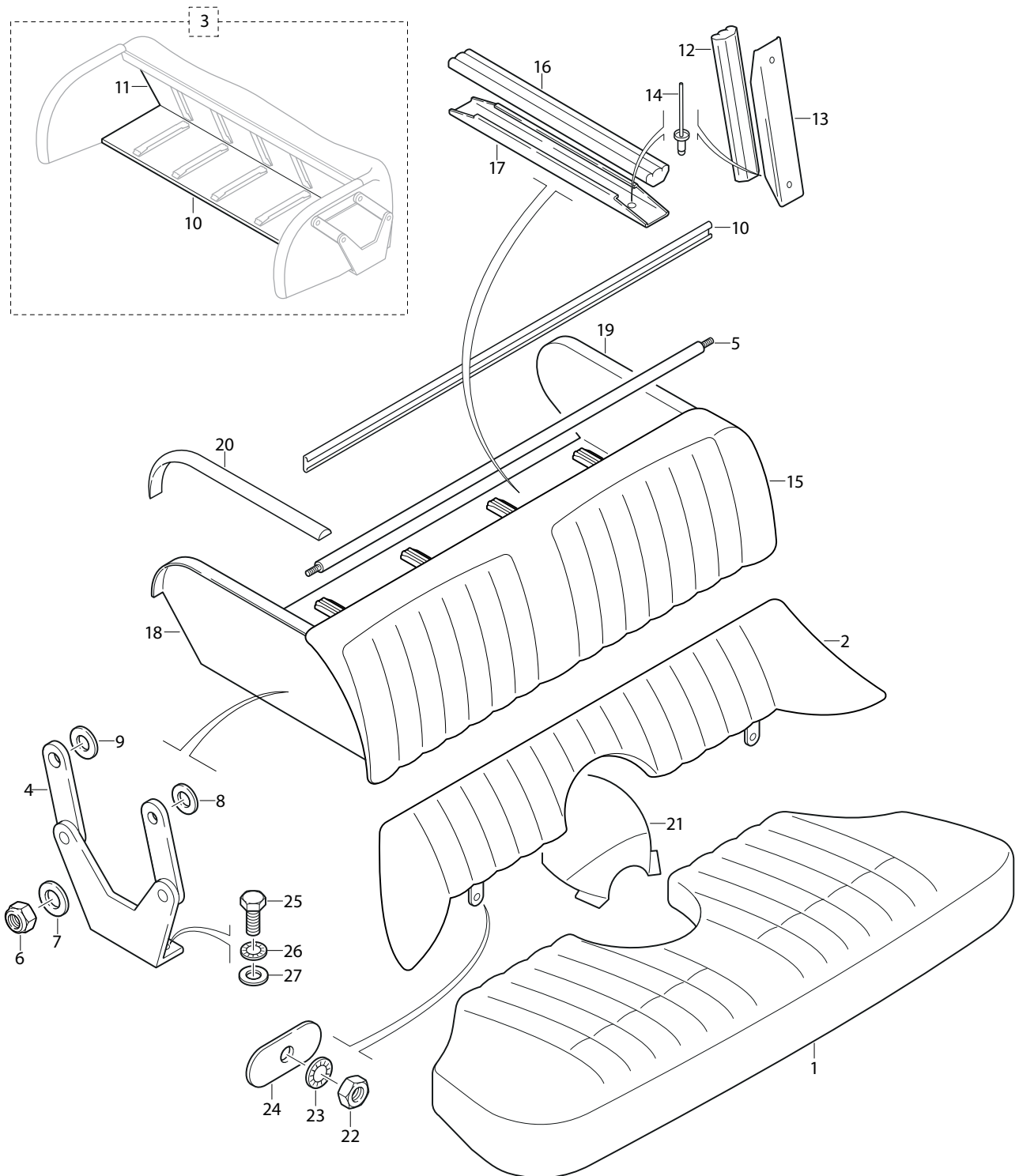


S1 4.22+2



REAR SEATS: 2+2

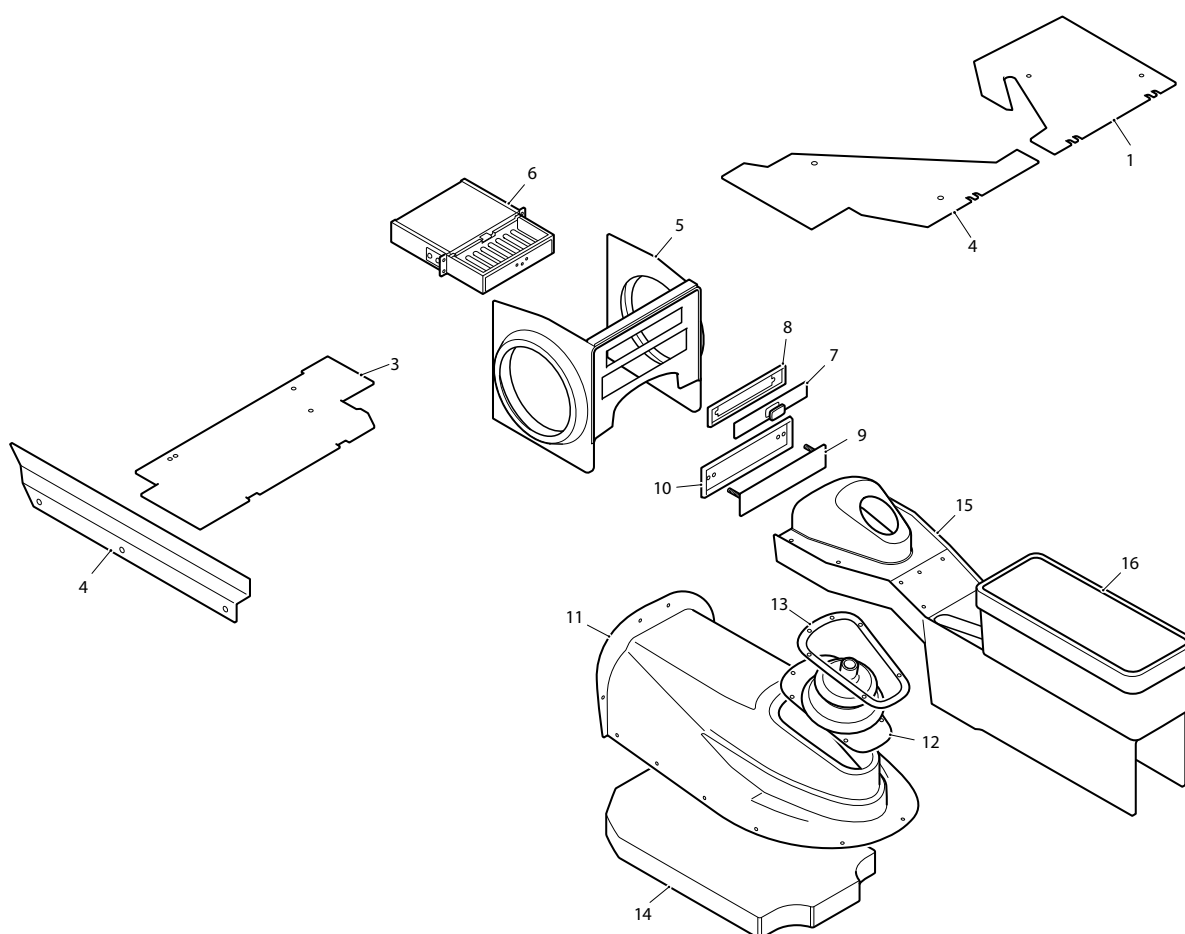
1. Rear Seat Cushion Assembly	BD28731	1
2. Rear Lower Seat Squab Assembly	BD28729	1
3. Rear Upper Seat Squab Assembly	BD28568	1
4. Bracket and Links Assembly, RH mounting Upper Squab to Body	BD28574	1
Bracket and Links Assembly, LH mounting Upper Squab to Body	BD28575	1
5. Torsion Bar Assembly, connecting Forward Link of Mounting Brackets	BD28572	1
6. Nut, Self-Locking, securing Torsion Bar to Forward Links and Rear Links to Squab Side Panels	C8667/1	4
7. Washer, under Self-Locking Nuts	BD541/33	2
8. Washer, between Forward Links and Rear Squab Side Panel	BD541/40	2
9. Washer, behind Rear Links	BD541/19	2
10. Finisher Bead, at top of Upper Squab	BD29360/1	1
Retainer and Rivet, securing Finisher Bead	BD29334/1	5
11. Trim Panel Assembly, at back of Upper Squab	BD28872	1
12. Beading, on Trim Panel	BD604/7	5
13. Retainer, for Beading	BD29251/1	5
14. Pop Rivet, securing Beading Retainers	BD1814/6	20
15. Trim Panel Assembly, on Upper Squab Base	BD29112	1
16. Beading, on Trim Panel	BD604/11	5
17. Retainer, for Beading	BD29250/1	5
18. Trim Panel Assembly, on RH side of Upper Squab	BD28944	1
19. Trim Panel Assembly, on LH side of Upper Squab	BD28945	1
20. Trim Roll Assembly, at edge of RH Side Panel	BD29326	1
Trim Roll Assembly, at edge of LH Side Panel	BD29327	1
21. Trim Panel on Propshaft Tunnel at Centre of Cushion	BD28730	1
22. Nut, securing Lower Squab to Seat Pan	UFN125/L	2
23. Washer, Shakeproof, under Nuts	C724	2
24. Washer, Special, under Shakeproof Washers	BD542/8	2
25. Screw, Set, securing Upper Rear Squab to Floor	UFS125/6R	6
26. Washer, Shakeproof, on Setscrews	C724	6
27. Washer, Special, under Shakeproof Washers	BD541/9	6



S1 4.2 2+2

SCUTTLE CASING & GEARBOX COVER: 2+2

1. RH Scuttle Top Casing Assembly			4. Cover Assembly, protecting Wiring Harness at LH side of Scuttle		
RHD Models	BD29288	1		BD29152	1
LHD Models	BD29547	1	Rivet, securing Cover to LH Scuttle Side Casing	BD524/4	3
2. LH Scuttle Top Casing Assembly			5. Front Finisher Panel above Gearbox Tunnel		
RHD Models	BD29290	1	Manual Models	BD28682	1
LHD Models	BD29572	1	Automatic Models	BD28683	1
3. Centre Scuttle Top Casing Assembly			Face Panel Assembly, for Front Finisher Panel		
RHD Models	BD29289	1	Manual Models	BD25352	1
LHD Models	BD29549	1	Automatic Models	BD28695	1
Screw, Self-Tapping, securing Top Casings	DJN608/8C	4	Push-on Fix, securing Face Panel	BD12709	4
Cup Washer, on Self-Tapping Screws	BD532/1	4	Grille, in Loudspeaker Apertures	BD25350	2
Spire Nut, on Self-Tapping Screws	BD8536/6	4	Gasket, behind Loudspeaker Grilles	BD26854	2
Clip, securing Top Casings	BD29363	2	Dome Nut, securing Grilles	BD26892	8
RH Scuttle Side Casing Assembly	BD28998	1	Washer, Shakeproof, under Dome Nuts	C722	8
LH Scuttle Side Casing Assembly	BD28999	1	Washer, Plain, under Shakeproof Washers	AW102/T	8
Screw, Self-Tapping, securing Side Casings	DAC604/12C	8	Trim Panel Assembly, at RH side of Front Finisher Panel		
Cup Washer, on Self-Tapping Screws	BD532/1	8	Manual Models	BD28684	1



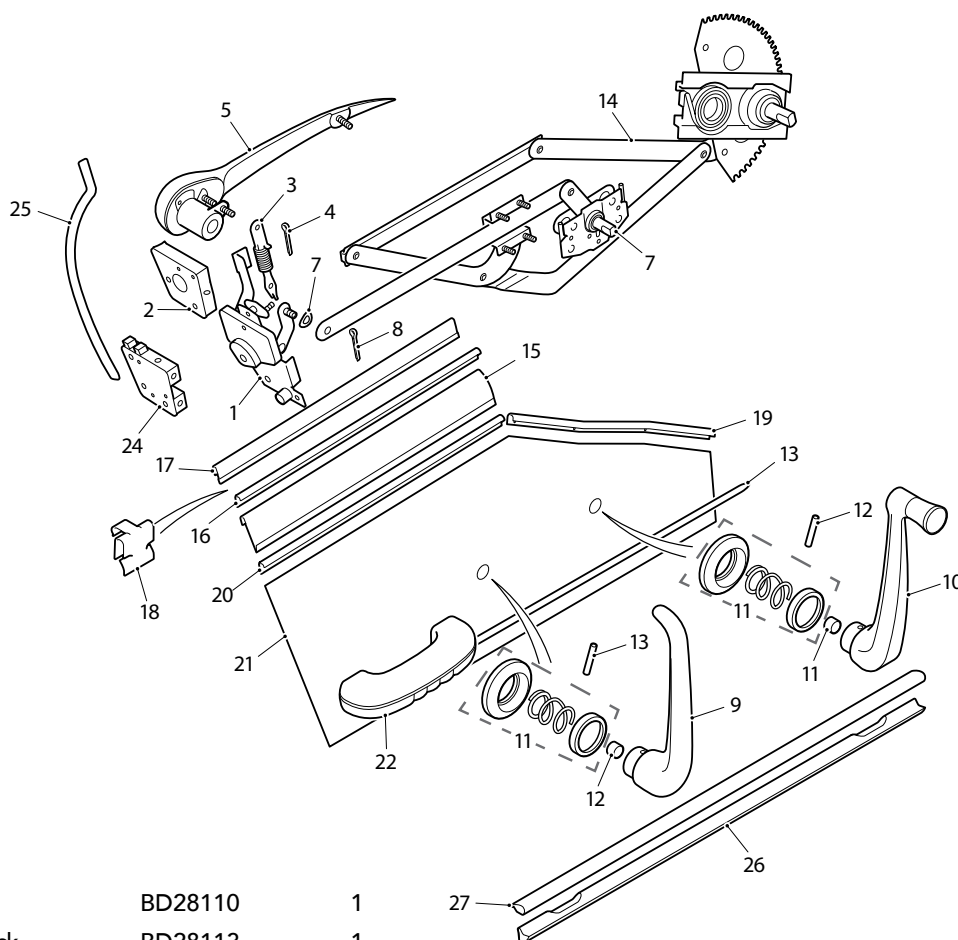
SCUTTLE CASING & GEARBOX COVER: 2+2

Automatic Models	BD28686	1	14. Sound Insulating Pad, between Gearbox Cover and top of Gearbox	BD28733	1
Trim Panel Assembly, at LH side of Front Finisher Panel			15. Finisher Panel on Gearbox Cover and Prop Shaft Tunnel		
Manual Models	BD28685	1	Manual Models	BD28690	1
Automatic Models	BD28687	1	Automatic Models	BD28691	1
Ash Tray Assembly Complete	BD25355	1	Finisher Panel on Gearbox Cover and Prop Shaft Tunnel		
Chrome Bolt, securing Front Finisher Panel to Dash	BD19302	2	Insert Panel Assembly		
Dome Nut, securing Front Finisher Panel to Dash	C2327	2	Manual Models	BD28688	1
Chrome Washer, on Bolts and under Nuts	BD848/2	4	Automatic Models	BD28689	1
Bracket RH on Dash Fixing Front Finisher Panel	BD24444	1	Gauntlet Panel Assembly		
Bracket LH on Dash Fixing Front Finisher Panel	BD24443	1	Manual Models	BD27537	1
Screw, Set, securing Brackets to Dash	UFS419/4H	4	Screw, Self-Tapping, securing Gauntlet Panel		
Washer, Shakeproof, on Setscrews	C723/A	4	Manual Models	DZZ406/4C	7
Ashtray Assembly Complete	BD25355	1	Screw, Self-Tapping, securing Finisher Panel to Tunnel at Rear	DZZ406/8C	1
Finisher, behind Ashtray Pull	BD25004	1	Heat Shield Assembly under Transmission Cover		
6. Ashtray Base and Rollers Assembly	BD25356	1	Automatic Models	C26819	1
Screw, Self-Tapping, securing Ashtray Base to Front Finisher Panel	DA404/6C	4	Screw, Self-Tapping, securing Heat Shield to Floor		
Ashtray Slide and Stubber Assembly	BD24088	1	Automatic Models	DZZ408/6C	4
Stubber Assembly Only	BD21115	1	16. Armrest and Stowage Compartment Assembly		
Rivet, securing Stubber in Ashtray Slide	BD22805	1	Compartment Assembly	BD28918	1
Leaf Spring, restricting movement of Ashtray Slide	BD23388	1	Armrest Assembly only	BD28919	1
7. Ashtray Pull Assembly	BD25357	1	Hinge, for Armrest	BD28926	1
Pull Only	BD12437	1	Screw, Set, securing Hinge	BD18092/2	6
Screw, Set, securing Pull	UCS511/3H	1	Screw, Self-Tapping, securing Armrest and Stowage Compartment to Tunnel	DZZ406/8C	3
Nut, securing Pull Assembly to Ashtray Slide	UCN113/L	2			
Washer, Plain, under Shakeproof Washers	C721	2			
8. Finisher, behind Ashtray Pull	BD25004	1			
9. Trim Panel in Radio Control Unit Aperture	BD20722	1			
Nut, securing Trim Panel to Front Finisher Panel	UFN119/L	2			
Washer, Shakeproof, under Nuts	C723/A	2			
Washer, Plain, under Shakeproof Washers	BD541/13	2			
10. Base Plate and Surround for Radio Aperture Finisher Panel	BD17354	1			
11. Gearbox Cover	BD27643	1			
Screw, Self-Tapping, securing Gearbox Cover	DJZ410/10C	12			
Washer, Special, on Self-Tapping Screws	BD542/3	12			
Spire Nut, receiving Self-Tapping Screws	BD8536/2	8			
12. Grommet, on Change Speed Lever	BD27500	1			
13. Retainer, for Grommet	BD27496	1			
Screw, Self-Tapping, securing Retainer	DAZ406/8C	6			



COMPLETE ASHTRAY ASSEMBLY
BD25355

DOOR LOCKS & WINDOW REGULATOR: 2+2




S1 4.22+2

1. Lock Assembly on R.H Door	BD28110	1	27		
2. Dovetail Plate, for RH Door Lock	BD28113	1			
Lock Assembly on LH Door	BD28109	1			
Dovetail Plate, for LH Door Lock	BD28114	1			
Screw, Set, securing Locks to Doors	BD16940/2	8			
3. Drop Link, between Lock and Locking Barrel in RH Door	BD28122	1			
Drop Link, between Lock and Locking Barrel in LH Door	BD28123	1			
4. Spring Clip, retaining Links	BD23473	4			
Washer, Spring, for Link Fixings at Locks	BD1708/9	2			
5. Outside Handle on RH Door	BD28118	1			
Outside Handle on LH Door	BD28117	1			
Nut, securing Outside Handles	UFN119/L	4			
Washer, Shakeproof, under Nuts	C723/A	4			
Washer, Plain, under Shakeproof Washers	AW102/T	4			
Locking Barrel Assembly in RH Door	BD28121	1			
Locking Barrel Assembly in LH Door	BD28120	1			
Barrel Only	BD28229	2			
Peg, locating Barrel	11379	2			
Clip, retaining Peg	11380	2			
Stud, securing Operating Lever	11381	2			
Spring Clip, retaining Barrel Assembly in Door	11382	2			
6. Remote Control and Link for operation of Door Locks	BD28119	2			
7. Wavy Washer, at connection of Links to Locks	BD19575	2			
8. Spring Clip, securing Links to Locks	BD19573	2			
Washer, Special, behind Spring Clips	BD19574	2			
Rubber Buffer, cushioning Links	BD29609	4			
Screw, Set, securing Remote Control to Doors	UFS419/3H	6			
Washer, Shakeproof, on Setscrews	C723/A	6			
Washer, Plain, under Shakeproof Washers	AW102/T	6			
9. Interior Door Handle	BD10728	2			
10. Handle, operating Window Regulators	BD10729	2			
11. Escutcheon Assembly, including inner & outer Escutcheon and Spring	BD10730/A	4			
12. Plug, behind Handles	BD10734	4			
13. Peg, securing Handles to Remote Controls and Window Regulators	BD10733	4			

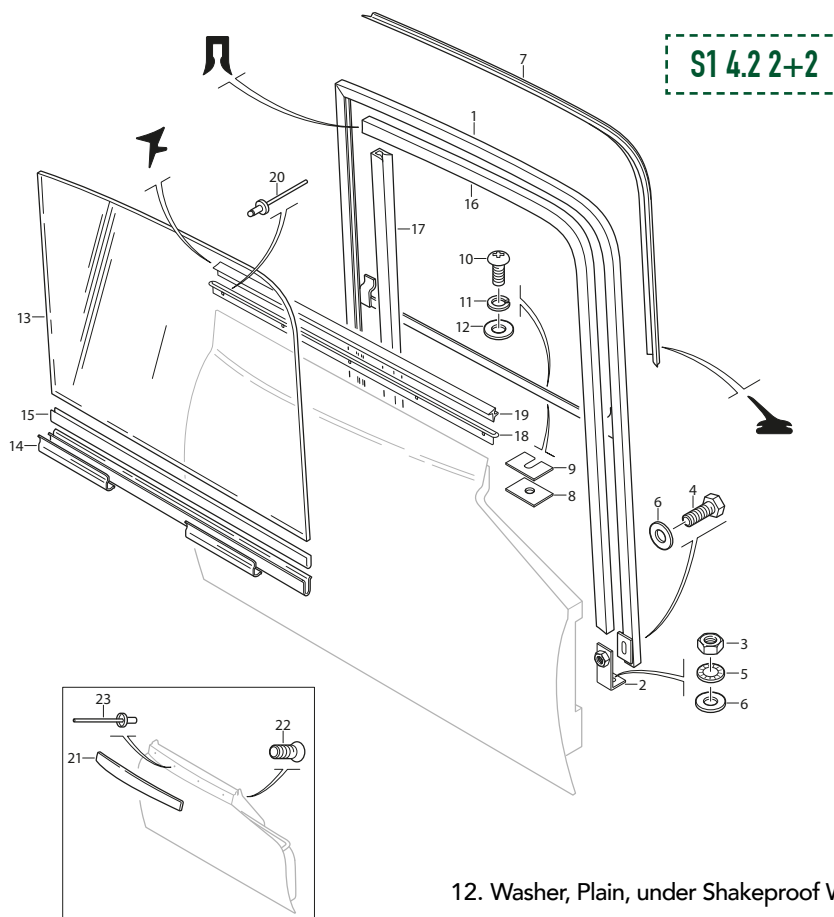
DOOR LOCKS & WINDOW REGULATOR: 2+2

14. Window Regulator Assembly in RH Door	BD28125	1	23. Chrome Bead, on Door Casing	BD27858	1
Window Regulator Assembly in LH Door	BD28124	1	Clip, securing Chrome Bead to Door Casing	BD11546	7
Screw, Set, securing Window Regulators to Doors	UFS425/3H	8	Casing Assembly on LH Door	BD27867	1
Nut, securing Window Regulators to Doors	UFN125/L	8	Chrome Bead, on Door Casing	BD27858	1
Washer, Shakeproof, on Setscrews and under Nuts	C724	16	Clip, securing Chrome Bead to Door Casing	BD11546	7
Washer, Plain, under Shakeproof Washers	FW104/T	8	Clip, securing Casing to Door	BD21133	22
Thrust Pad, at fixing of Window Regulators	BD29252	2	Snap-sac, receiving Clips	BD25375	22
Cover, protecting Window Regulators	BD29246	2	Thrust Pad behind Casings	BD24952/4	2
Pop Rivet, securing Covers	BD1814/2	4	Sealing Plate, front, behind Door Casings	BD20978	2
15. Upper Trim Panel Assembly on RH Door	BD27862	1	Sealing Plate, rear, behind Door Casings	BD20979	2
Upper Trim Panel Assembly on LH Door	BD27863	1	Pop Rivet, securing Sealing Plates to Doors	BD1814/2	14
Screw, Self-Tapping, securing Trim Panels	DAZ404/8C	6	24. Striker for RH Door Lock	BD28112	1
16. Chrome Moulding at top of Upper Trim Panels	BD28742	2	Anti-Burst Plate, for RH Door Lock	BD28116	1
Pop Rivet, securing Chrome Mouldings to Trim Panels	BD1814/6	6	Striker for LH Door Lock	BD28111	1
17. Inner Door Glass Weather Strip	BD20010/4	2	Anti-Burst Plate, for LH Door Lock	BD28115	1
18. Clip, securing Weather Strips to Upper Trim Panels	BD20082	10	Screw, Set, securing Strikers and Anti-Burst Plates to Shut Pillars	BD27244/7	8
19. Front Upper Chrome Finisher RH on Door	BD27854	1	Tapped Plate, receiving Setscrews	BD27757	2
Front Upper Chrome Finisher LH on Door	BD27855	1	25. Rubber Seal on Shut Pillars	BD28434/1	2
20. Rear Upper Chrome Finisher on RH Door	BD27856	1	Draught Piping on Shut Pillars	BD29553/1	2
Rear Upper Chrome Finisher on LH Door	BD27857	1	26. Rubber Seal on Door Sills	BD28447/1	2
Screw, Self-Tapping, securing Chrome Finishers to Doors	DAZ404/8C	14	27. Chrome Finisher on Door Sills	BD19129/1	2
21. Casing Assembly on RH Door	BD27866	1	Clip, Securing Chrome Finishers	BD16794	18
22. RH Door Armrest Assembly	BD26079	1			
LH Door Armrest Assembly	BD26078	1			
Finisher, in handpull on Armrest	BD26161	2			
Screw, Self-Tapping, securing Finisher	DAC604/8C	4			
Finisher Plug, in Screw Aperture on Armrest	BD22931	4			
Screw, Set, securing Armrests to Doors	BD23470/7	4			
Washer, Shakeproof, on Setscrews	C723/A	4			
Washer, Plain, under Shakeproof Washers	AW102/T	4			



WINDOW REGULATOR
RH BD28125
LH BD28124

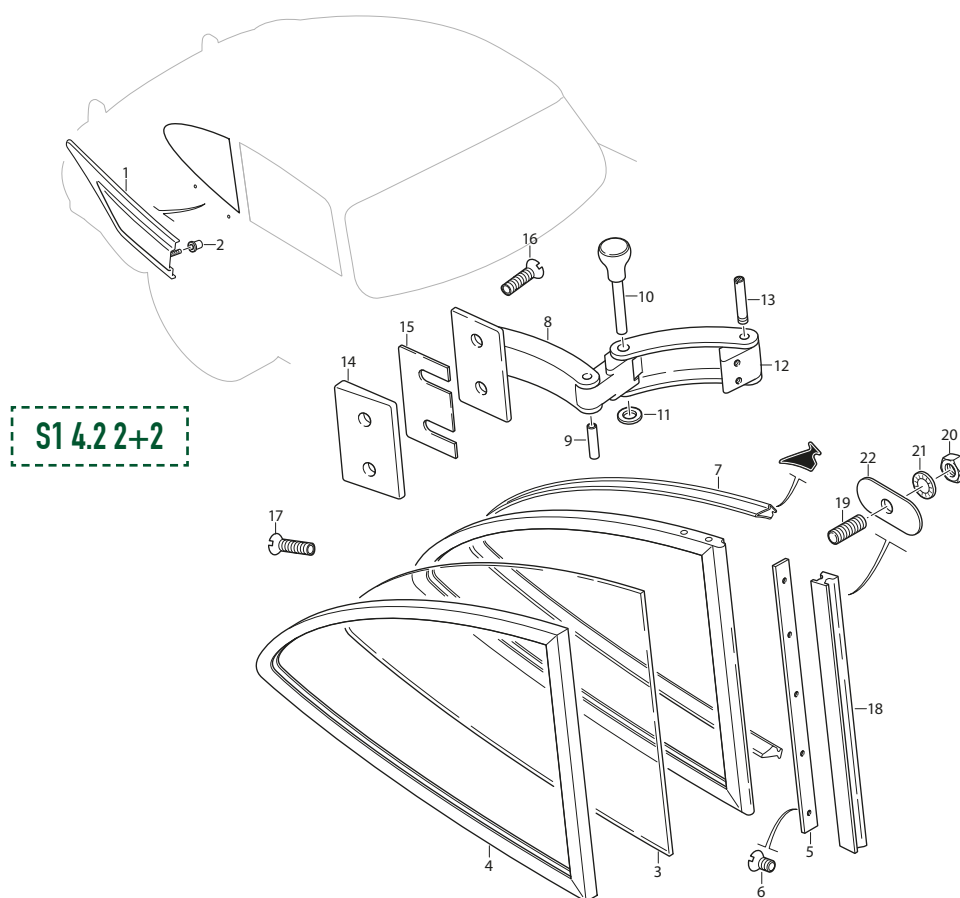
DOOR & WINDOW FRAMES: 2+2



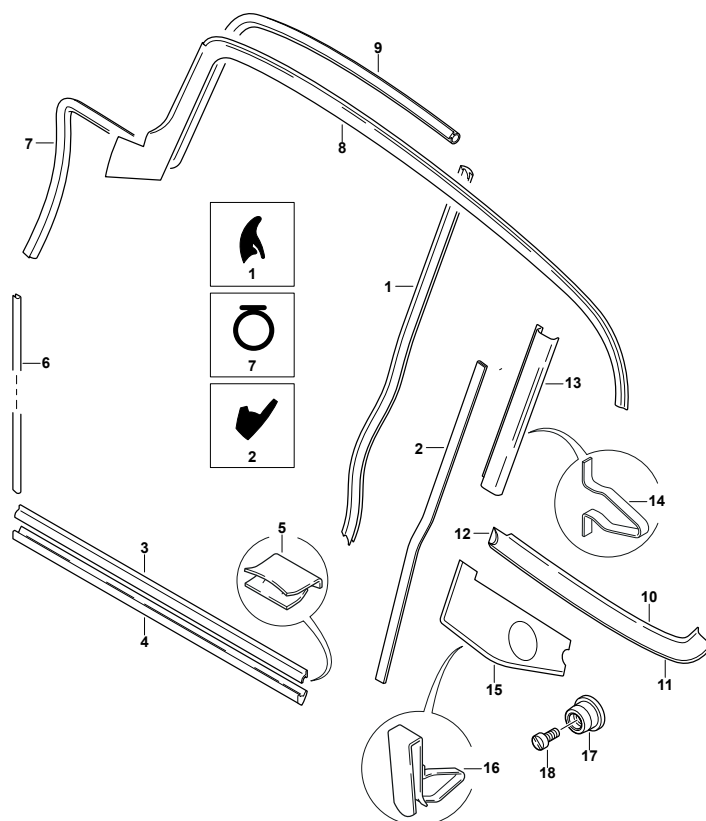
1. Frame Assembly for Window in RH Door	BD27804	1	12. Washer, Plain, under Shakeproof Washers	AW102/T	8
Frame Assembly for Window in LH Door	BD27805	1	Screw, Self-Tapping, securing Window Frames to Waist Rail	BD20780/3	4
2. Bracket, fixing Window Frames at bottom	BD27761	4	13. Clear Glass for Front Doors	BD27812	2
3. Nut, securing Brackets to Doors	UFN125/L	4	Tinted Glass for Front Doors	BD29098	2
4. Screw, Set, securing Window Frames to Brackets	UFS125/4R	4	14. Regulator Channel for RH Door Glass	BD27816	1
5. Washer, Shakeproof, on Setscrews	C724	4	Regulator Channel for LH Door Glass	BD27817	1
6. Washer, Plain, under Shakeproof Washers	FW104/T	4	15. Everseal Strip, between Glasses and Regulator Channels	BD4714	2
7. Rubber Seal in Top and forward Channels of Window Frame	BD21964/2	2	16. Rubber Seal in forward and Top Channels of Window Frames	BD28666	2
8. Packing, between Window Frames and Waist Rails (.048")	BD20091/1	A/R	17. Rubber Seal in Rear Channel of Window Frames	BD28209/2	2
9. Packing, between Window Frames and Waist Rails (.128")	BD20091/2	A/R	18. Chrome Bead at top of RH Door	BD29358	1
10. Screw, Set, securing Window Frames at Waist Rail	BD23470/3	8	Chrome Bead at top of LH Door	BD29359	1
11. Washer, Shakeproof, on Setscrews	C738	8	19. Retainer and Rivet, securing Chrome Beads		
			Chassis No. 1E.50122 on & 7E.75863 on	BD26706/3	10
			Screw, Self-Tapping, securing Chrome Beads		
			Chassis No. 1E.50001 to 1E.50121 & 1E.75001 to 7E.75862	DAJ404/6C	10
			20. Outer Glass Seal for Door Glass	BD21073/4	2
			21. Chrome Finisher Assembly on RH Door	BD29284	1
			Chrome Finisher Assembly on LH Door	BD29285	1
			22. Screw, Set, securing Finishers	UCS016/3H	4
			23. Retainer and Rivet, securing Finishers	BD29334/1	8

DOOR & WINDOW FRAMES: 2+2

1. Chrome Finisher, below RH Quarter Light	BD29286	1	10. Knob Pin, pivoting Rear Catch Arm	BD20467/3	2
Chrome Finisher, below LH Quarter Light	BD29287	1	11. Washer, on Knob Pin	BD20467/4	2
2. Friction Bush, securing Finishers	BD26989	4	12. Attachment Block, fixing Catch Arm to Quarter Light Frame	BD24406/2	2
3. Glass for RH Quarter Light			13. Screw, Set, pivoting Attachment Block	BD21232	2
Clear	BD28008		14. Packing Piece, between Catches and Body	BD27268	2
Tinted	BD29276		15. Shim, under Packing Pieces, for adjustment of Catches	BD25722	A/R
Glass for LH Quarter Light			16. Screw, Self-Tapping, securing Catches to Body	DAC608/10C	4
Clear	BD28009		17. Screw, Set, securing Catch Attachment Blocks to Quarter Light Frames	BD26619/2	4
Tinted	BD29277		18. Chrome Finisher on RH Quarter Light Pillar	BD28202	1
4. Rubber Seal, sealing Glass inside Frame	BD17380/3	1	Chrome Finisher on LH Quarter Light Pillar	BD28203	1
5. Hinge Plate, for Quarter Lights	BD28184	2	19. Stud, fixing Finishers to Body	BD14380/5	8
6. Screw, Set, securing Hinge Plates to Hinge Pillar Finishers	BD4909/2	10	20. Nut, on Studs	UFN119/L	8
7. Rubber Seal for Quarter Lights	BD20500/4	2	21. Washer, Shakeproof, under Nuts	C723/A	8
8. Catch Assembly operating RH Quarter Light	BD24406	1	22. Washer, Plain, under Shakeproof Washers	BD542/9	8
Catch Assembly operating LH Quarter Light	BD24407	1			
9. Hinge Pin, pivoting Catch Arm to Attachment Block	BD20467/7	2			



DOOR & QUARTER LIGHT FINISHERS: 2+2

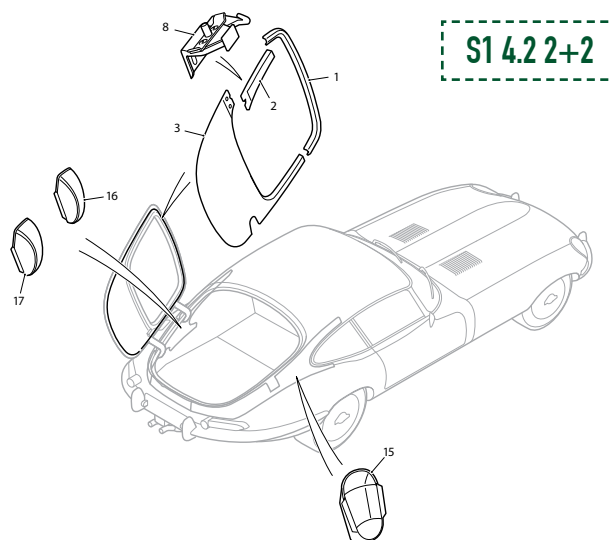
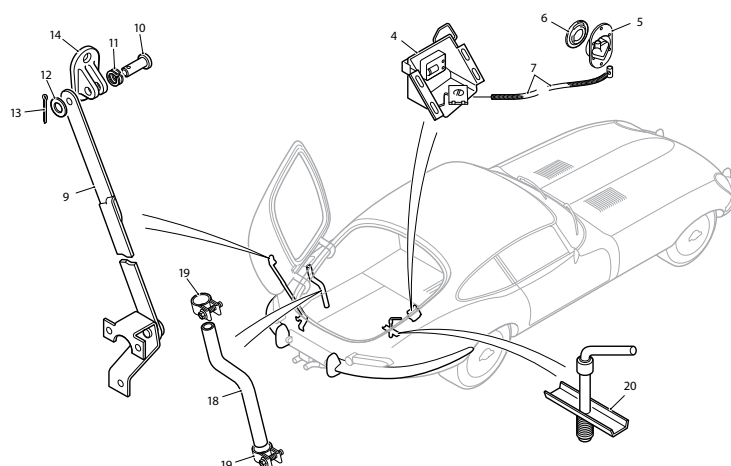


S1 4.2 2+2

1. Seal (Rubber) for Door Shut Pillars	BD28434/1	2	11. Chrome Bead, on RH Crash Roll	BD28794	1
2. Draught Piping, on Shut Pillars	BD29553/1	2	Chrome Bead, on LH Crash Roll	BD28795	1
3. Seal (Rubber) for Door Sills	BD28447/1	2	Clip, securing Chrome Beads	BD21358	4
4. Chrome Finisher, at edge of Door Sills	BD19129/1	2	Pop Rivet, securing Retainer Clips	BD1814/1	4
5. Clip, securing Chrome Finishers	BD16794	18	12. End Finisher, on RH Crash Roll	BD28808	1
6. Draught Piping, on 'A' Posts (Lower)	BD29553/2	2	End Finisher, on LH Crash Roll	BD28809	1
7. Seal and Retainer, for RH 'A' Post, Cantrail, and Windscreen Pillar	BD30301	1	Screw, Self-Tapping, securing Finishers	DAZ404/10C	2
Seal and Retainer, for LH 'A' Post, Cantrail, and Windscreen Pillar	BD30302	1	Screw, Self-Tapping, securing Crash Rolls to Body	DAZ404/10C	12
8. Crash Roll Assembly, on RH Cantrail	BD24457	1	13. Trim Panel Assembly, on RH Quarter Light Pillar	BD28902	1
Crash Roll Assembly, on LH Cantrail	BD24458	1	Trim Panel Assembly, on LH Quarter Light Pillar	BD28903	1
9. Chrome Bead, on RH Crash Roll	BD28434	1	14. Clip, securing Trim Panel Assemblies	BD25974	4
Chrome Bead, on LH Crash Roll	BD24835	1	15. Casing Assembly, below RH Quarter Light	BD28904	1
Clip, securing Chrome Bead	BD21358	2	Casing Assembly, below LH Quarter Light	BD28905	1
Pop Rivet, securing Clip	BD1814/1	4	16. Clip, securing Casings	BD18068	4
Screw, Self-Tapping, securing Crash Rolls to Body	DAZ404/10C	10	17. Escutcheon, at Safety Harness points	BD29631	2
Screw, Self-Tapping, securing Crash Rolls to Body	DAC606/16C	2	18. Special Screw, securing Escutcheons	BD24484	2
10. Crash Roll Assembly, at top of RH Quarter Casing	BD28824	1			
Crash Roll Assembly, at top of LH Quarter Casing	BD28825	1			

REAR DOOR FITTINGS: 2+2

1. Upper Casing Assembly on Back Door	BD22725	1
2. Casing at RH side of Back Door between Upper and Lower Casings	BD23763	1
Clip, securing Casing	BD18068	2
3. Lower Casing Assembly on Back Door	BD20782	1
Clip, securing Casing	BD18068	2
4. Lock Assembly, Complete, for Back Door	BD27929	1
Lock Mechanism Assembly	BD20061	1
Screw, Set, securing Lock Mechanism to Lock Housing	UFS419/5H	4
Spring, assisting opening of Back Door	BD20122	1
Return Spring, for Operating Lever	BD20573	1
Clamp, for Operating Cable	BD29238	1
Screw, Self-Tapping, securing Clip	DZZ408/6C	1
Washer, Spring, on Self-Tapping Screw	AG102/X	1
Nut, securing Lock to Body	UFN125/L	4
Washer, Shakeproof, under Nuts	C724	4
Washer, Special, under Shakeproof Washers	BD541/32	4
Shim, between Lock and Body	BD24863	A/R
5. Release Mechanism Assembly, in RH Quarter Casing, for Back Door Lock	BD27967	1
Return Spring, for Release Mechanism	BD21066	1
Screw, Self-Tapping, securing Release Mechanism	DAZ406/6C	3
6. Escutcheon, in RH Quarter Casing, around Release Mechanism	BD20900	1
Screw, Self-Tapping, securing Escutcheon	DAC504/4C	2
7. Control Cable, operating Back Door Lock	BD27970	1
Pad, for Control Cable	BD22643	1
8. Striker and Safety Catch Assembly for Back Door Lock	BD22596	1
Return Spring, on Safety Catch	BD20574	1
Screw, Set, securing Striker to Back Door	UFS425/4H	3
Washer, Shakeproof, on Setscrews	C724	3
Washer, Special, under Shakeproof Washers	BD541/32	3
9. Prop Supporting Back Door in open position	BD27357	1
Screw, Self-Tapping, securing Prop to Body	DAZ410/8C	3
10. Clevis Pin, retaining Prop in Pivot Brackets	C15542	1
11. Washer, Double Coil Spring, on Clevis Pin	BD1708/4	2
12. Washer, Chrome, on Clevis Pin	BD848/2	1
13. Split Pin, retaining Clevis Pin	L102/6U	1
14. Pivot Bracket Assembly, on Back Door, for Prop	BD28246	1
Screw, Set, securing Pivot Bracket	BD13713/2	2
Washer, Shakeproof, on Setscrews	BD21516/5	2



S1 4.2 2+2

15. Trim Panel Assembly, around Back Door Lock	BD28314	1
Finisher Bead, at edge of Trim Panel	BD28310	1
Screw, Self-Tapping, securing Trim Panel	DAC604/14C	4
Cup Washer, on Self-Tapping Screws	BD532/1	4
Chrome Finisher, at front fixings of Trim Panel	BD28289	1
Chrome Finisher, at rear fixings of Trim Panel	BD28288	1
16. Trim Panel Assembly, around Back Door Upper Hinge	BD28174	1
Finisher Bead, at edge of Trim Panel	BD28311/2	1
Screw, Self-Tapping, securing Trim Panel	DAC604/14C	4
Cup Washer, on Self-Tapping Screws	BD532/1	4
Chrome Finisher, at front fixings of Trim Panel	BD28286	1
Chrome Finisher, at rear fixings of Trim Panel	BD28287	1

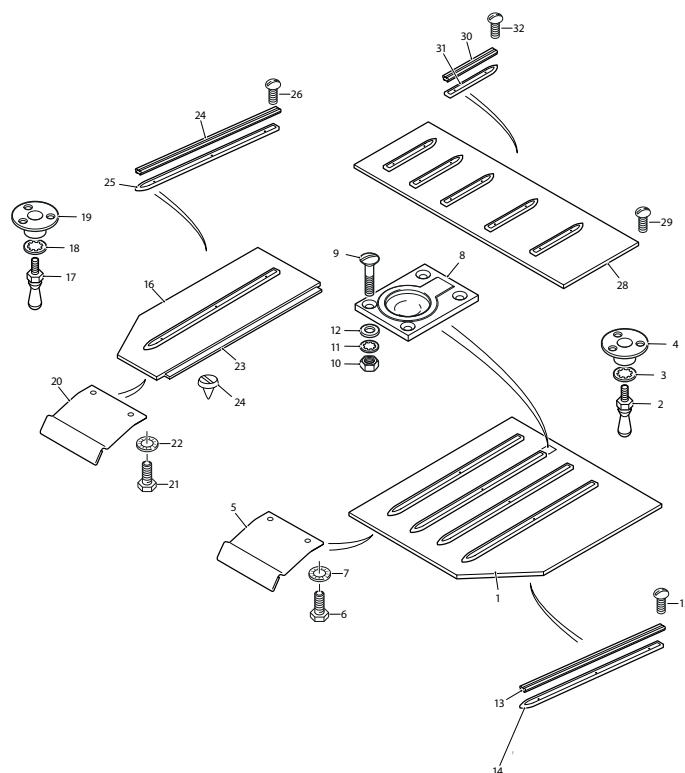
REAR DOOR FITTINGS: 2+2

(CONTINUED FROM PAGE 317)

17. Trim Panel Assembly, around Back Door Lower Hinge	BD28312	1	18. Drain Tube for Petrol Filler Box	BD659/9	1
Finisher Bead, at edge of Trim Panel	BD28311/1	1	19. Clip, securing Drain Tube	C15886/7	2
Screw, Self-Tapping, securing Trim Panel	DAC606/14C	4	Rubber Stop Cushioning Petrol Filler Lid	BD22536	2
Cup Washer, on Self-Tapping Screws	BD532/1	4	20. Spare Wheel Clamp Assembly	BD11007/1	1
Chrome Finisher, at front fixings of Trim Panel	BD28286	1	Handle, operating Spare Wheel Clamp	BD10637	1
Chrome Finisher, at rear fixings of Trim Panel	BD28287	1	Screw, in Handle	BD11008/1	1
			Mills Pin, locking Screw in Handle	C704/1	1
			Clamp Plate, holding Spare Wheel	BD10639	1

BOOT BOARDS: 2+2

1. Cover Assembly Over Spare Wheel	U1064/3	1
2. Stud, fixing Spare Wheel Cover	BD10958	1
3. Washer, Shakeproof, on Stud	C723/A	1
4. Tee Nut, receiving Stud	BD9909/5	1
5. Spring Clip, retaining Spare Wheel Cover to Body at rear	BD28138	1
6. Screw, Set, securing Spring Clip	UCS413/3H	2
7. Washer, Shakeproof, on Setscrews	C721	2
Tee Nut, receiving Setscrews	BD9909/3	2
8. Finger Pull, at front of Spare Wheel Cover	BD28158	1
9. Screw, Set, securing Finger Pull to Spare Wheel Cover	BD24396/4	4
10. Nut, on Setscrews	UCN111/L	4
11. Washer, Shakeproof, under Nuts	C720	4
12. Washer, Plain, under Shakeproof Washers	AW104/T	4
13. Rubber Beading, on Spare Wheel Cover	BD604/12	4
14. Retainer, for Rubber Beading	BD29249/1	4
15. Screw, Self-Tapping, securing Retainers to Spare Wheel Cover	DAZ406/6C	16
16. Cover Assembly Over Petrol Tank	BD28163	1
17. Stud, fixing Petrol Tank Cover	BD10958	1
18. Washer, Shakeproof, on Stud	C723/A	1
19. Tee Nut, receiving Stud	BD9909/5	1
20. Spring Clip, retaining Petrol Tank Cover to Body at rear	BD28138	1
21. Screw, Set, securing Spring Clip to Petrol Tank Cover	UCS413/3H	2
22. Washer, Shakeproof, on Setscrews	C721	2
Tee Nut, receiving Setscrews securing Spring Clip	BD9909/3	2



S14.2.2+2

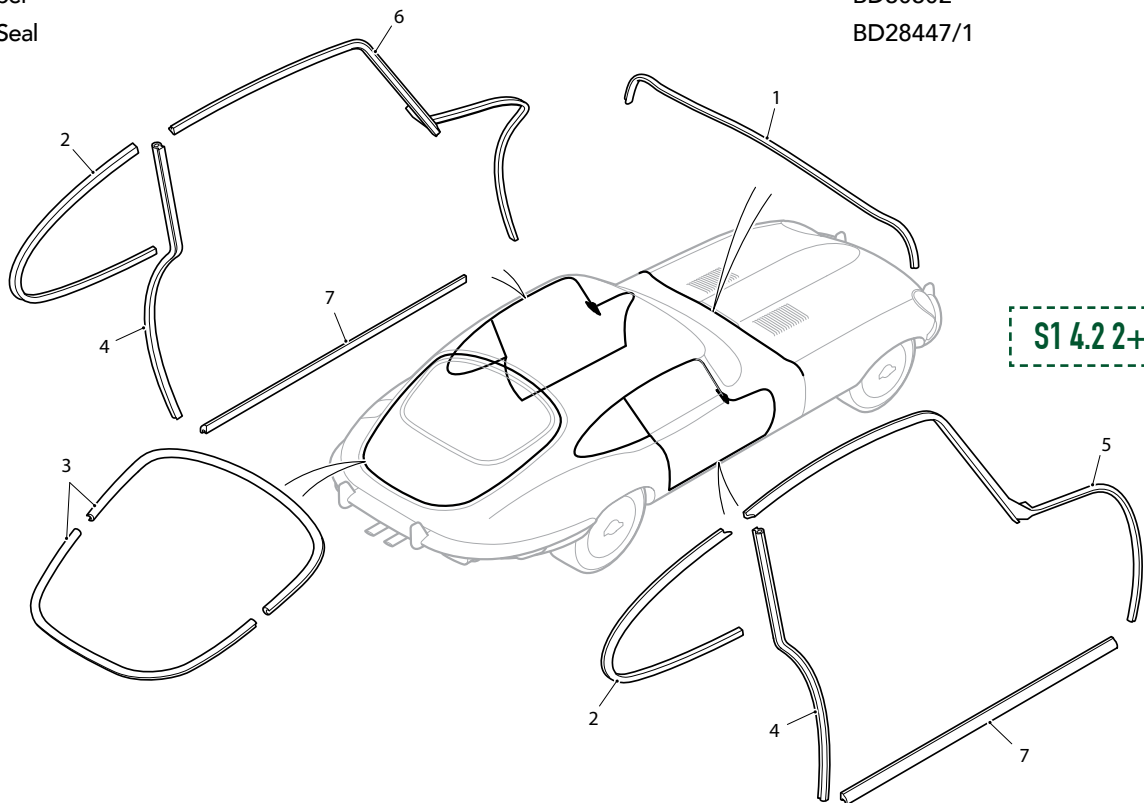
BOOT BOARDS: 2+2

(CONTINUED FROM PAGE 318)

23. Support Strip, at edge of Petrol Tank Cover	BD19055	1	30. Rubber Beading, on Forward Luggage Floor	BD604/13	5
Woodscrew, securing Support Strip	MJ208/3R	6	31. Retainer, for Rubber Beading	BD29248/1	5
24. Rubber Buffer, in Support Strip	BD4321	3	32. Screw, Self-Tapping, securing Retainers to Forward Luggage Floor	DAZ406/6C	10
25. Rubber Beading, on Petrol Tank Cover	BD604/12	1	Bracket Assembly Supporting Petrol Tank and Spare Wheel Covers	BD28350	1
26. Retainer, for Rubber Beading	BD20291/1	1	Spring Latch, on Bracket	BD19053	2
27. Screw, Self-Tapping, securing Retainer to Petrol Tank Cover	DAZ406/6C	4	Pop Rivet, securing Spring Latches	BD1814/1	4
28. Forward Luggage Floor Assembly	BD28807	1	Screw, Self-Tapping, securing Bracket to Forward Luggage Floor	DAJ404/6C	9
29. Screw, Self-Tapping, securing Forward Luggage Floor to Body	DAJ404/6C	3			

RUBBER SEALS: 2+2

1. Rubber Seal at rear edge of Bonnet	BD20903/1	1
2. Quarter Light Rubber Seals	BD20500/4	2
3. Back Door Aperture Rubber Seal	BD23347	2
4. Shut Pillar Rubber Seal	BD28434/1	2
5. RH "A" Post Rubber	BD30301	1
6. LH "A" Post Rubber	BD30302	1
7. Door Sill Rubber Seal	BD28447/1	2



BODY FITTINGS \$1.5

OTS:

- 321 • FRONT BUMPER & HEADLAMP CHROMES
- 322 • BONNET FITTINGS
- 324 • WINDSCREEN GLASS
- 325 • SCREEN RAIL & FACIA
- 327 • RADIO PANEL & GEARBOX COVER
- 328 • SEATS & SLIDES
- 330 • DOOR LOCKS & WINDOW REGULATOR
- 331 • DOOR & WINDOW FRAMES
- 332 • DOOR TRIM
- 334 • REAR BUMPERS & BOOT FITTINGS
- 336 • CONVERTIBLE TOP
- 338 • RUBBER SEALS

FHC:

- 338 • FRONT BUMPER & HEADLAMP CHROMES
- 340 • BONNET FITTINGS
- 342 • WINDSCREEN GLASS
- 343 • SCREEN RAIL & FACIA PANELS
- 344 • RADIO PANEL & GEARBOX TUNNEL
- 346 • SEATS & SLIDES
- 348 • DOOR LOCKS & WINDOW REGULATOR
- 350 • DOOR & WINDOW FRAMES
- 351 • DOOR TRIM & ARMRESTS
- 352 • REAR QUARTER LIGHTS & TRIM

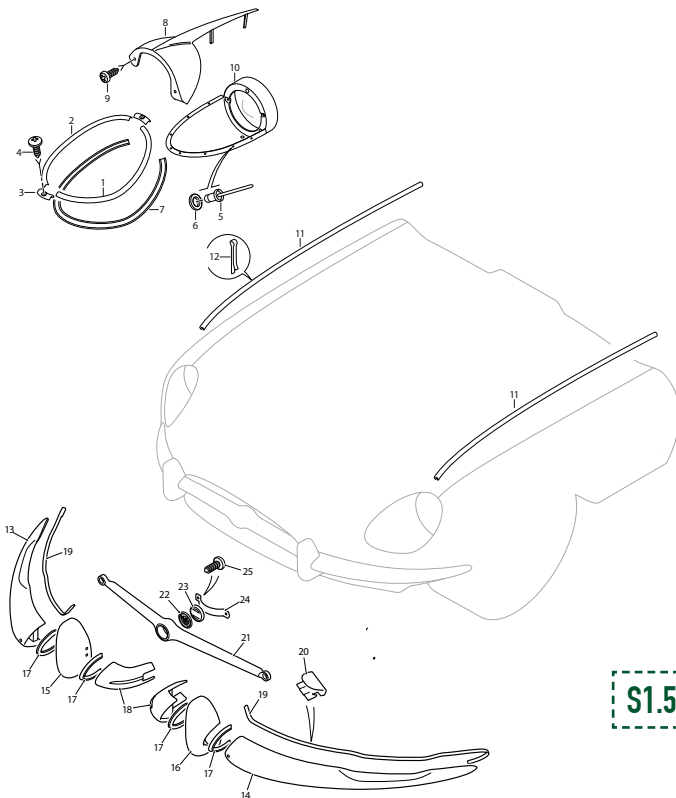
- 354 • HEADLINING & REAR SIDE TRIM
- 354 • REAR BUMPERS & REAR DOOR TRIM, GLASS & FITTINGS
- 356 • BOOT BOARDS
- 358 • RUBBER SEALS

2+2:

- 358 • FRONT BUMPER & HEADLAMP CHROMES
- 360 • BONNET FITTINGS
- 362 • WINDSCREEN & FITTINGS
- 363 • SCREEN RAIL & PARCEL TRAYS
- 364 • DASH & FACIA PANELS
- 366 • CENTRE CONSOLE & TUNNEL
- 368 • FRONT SEATS & SLIDES
- 369 • REAR SEATS
- 370 • DOOR LOCKS & WINDOW REGULATOR
- 372 • DOOR & WINDOW FRAMES
- 374 • REAR QUARTER LIGHTS
- 375 • DOOR & QUARTER LIGHT FINISHERS
- 376 • HEADLINING & REAR SIDE TRIM
- 377 • REAR DOOR GLASS & FITTINGS
- 378 • REAR BUMPERS & REAR DOOR TRIM
- 380 • BOOT BOARDS
- 381 • RUBBER SEALS

FRONT BUMPER & HEADLAMP CHROMES: OTS

1. Chrome Finisher, Outer, around RH Headlamp Aperture	BD31130	1	11. Chrome Beading, in Bonnet Joint at rear of Motif Assemblies	BD19029/4	2
Chrome Finisher, Outer, around LH Headlamp Aperture	BD31131	1	12. Clip (Brass), securing Chrome Beadings	BD19030	14
2. Chrome Finisher, Inner, around RH Headlamp Aperture	BD31132	1	13. Bar Assembly only, for RH Front Bumper	BD29370	1
Chrome Finisher, Inner, around LH Headlamp Aperture	BD31133	1	14. Bar Assembly only, for LH Front Bumper	BD29371	1
3. Joint Finisher (Chrome), for Headlamp Apertures	BD31129	2	15. Over Rider Assembly, on RH Front Bumper	BD19111	1
4. Screw, Self-Tapping, (Stainless) securing Joint Finishers	DA008/85	2	16. Over Rider Assembly, on LH Front Bumper	BD19112	1
5. Rivet Clip, securing Chrome Finishers	BD31095/2	18	17. Beading (PVC) between Over Rider and Front Bumper	209K	2
6. Washer, Plain, under Rivet Clips	AW102/T	18	Bolt, securing Over Rider to Front Bumper	UFB137/16R	2
7. Finisher Bead (PVC), under Chrome Finishers	BD31252	2	Washer, Spring, on Bolt	FG106/X	2
8. Chrome Motif Assembly, above LH Headlamp Aperture	BD28423	1	Washer, Plain, under Spring Washer	FW106/T	2
Chrome Motif Assembly, above RH Headlamp Aperture	BD28422	1	Grip Nut, in Over Rider, receiving Bolt	BD11006	2
9. Screw, Self-Tapping, securing Motif Assemblies	DAZ806/6C	4	18. Extension Assembly, fixing Motif Bar	BD19113	2
10. Finisher Panel Assembly, in LH Headlamp Recess	BD28429	1	Screw, Set, securing Extension to Over Rider	UFS125/6R	4
Finisher Panel Assembly, in RH Headlamp Recess	BD28428	1	Washer, Shakeproof, on Setscrews	C724	4
Drain Tube (P.V.C.) for Finisher Panels	BD28539	2	Washer, Plain, under Shakeproof Washers	FW104/T	4
			Screw, Set (Outer) securing Front Bumpers to Bonnet	BD9604/4	2
			Screw, Set (Inner) securing Front Bumpers to Bonnet	BD9604/6	2
			Washer, Spring, on Setscrews	FG106/X	4
			Washer, Plain, on under Spring Washers	FW106/T	4
			Seal, between Front Bumper Brackets and Bonnet	BD28523	4
			19. Seal, between Front Bumpers and Bonnet (31" long)	BD18947/3	2
			20. Clip, securing Rubber Seals	BD10313	4
			21. Motif Bar in Air Intake Aperture	BD17700/1	1
			Rubber Mounting, between Motif Bar and Bumper Extensions	BD24448	2
			Nut, Self-Locking, securing Motif Bar to Rubber Mountings	C8737/1	2
			Washer, Plain, under Self-Locking Nuts	FW104/T	2
			22. Motif	C16336	1
			23. Backing Piece, behind Motif	BD19033	1
			24. Spring Clip, retaining Motif	BD19034	1
			25. Screw, Self-Tapping, securing Spring Clip	BD11501	2



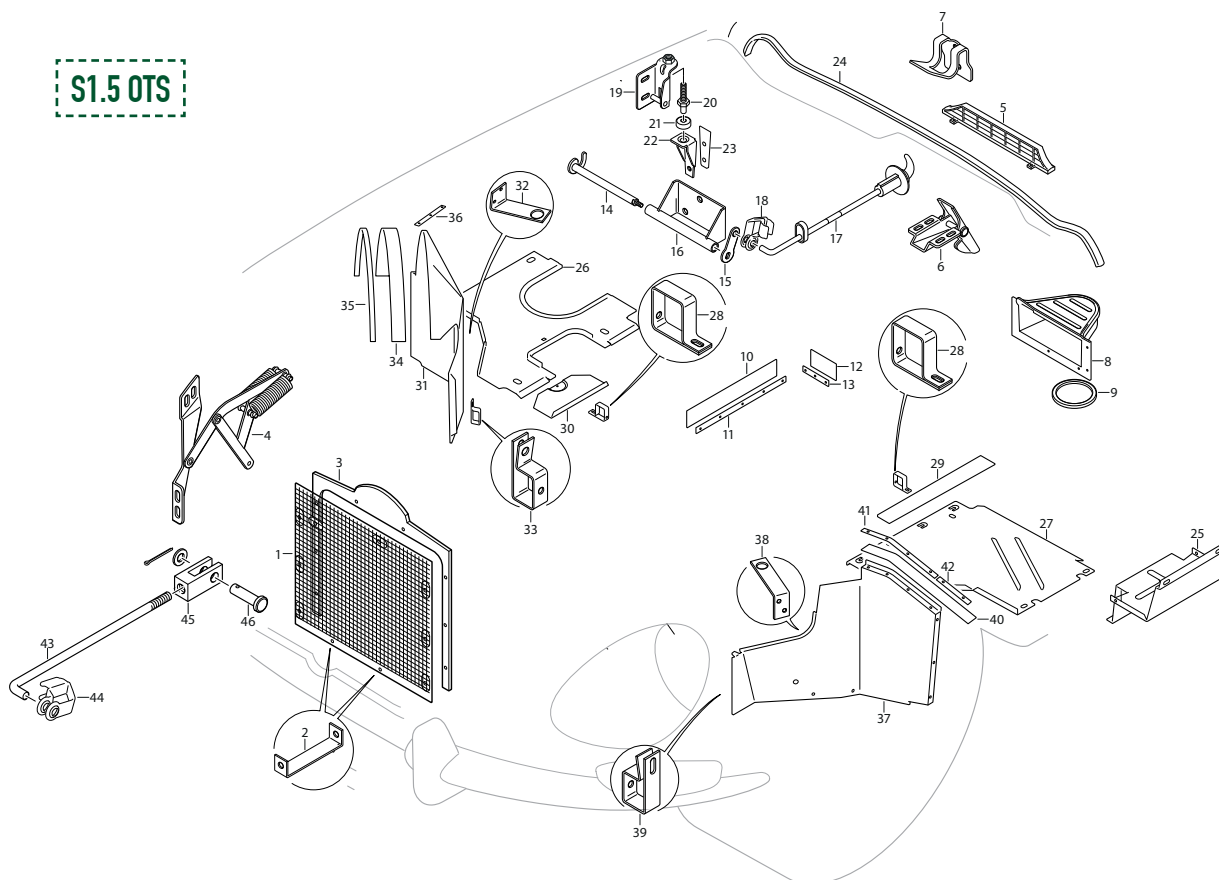
\$1.5 OTS

**SEE PAGE 339 FOR HEADLAMP 'EYEBROWS'
BD28422 & BD28423**

BONNET FITTINGS: OTS

1. Stone Guard Assembly behind Bonnet			8. Extension Assembly, at rear of LH		
Air Intake Aperture	BD31984	1	Bonnet Duct, for Heater Air Intake	BD19730	1
Screw, Set, securing Stone Guard to Bonnet	BD20150/3	8	9. Seal (Rubber) for Air Intake Extension	BD23657	1
Washer, Shakeproof, on Setscrews	C723/A	8	Screw, Self-Tapping,		
Washer, Special, under Shakeproof			securing Extension to Bonnet	DAZ814/12C	6
Washers at side fixings	BD541/34	6	Washer, Spring, on Self-Tapping Screws	FG104/X	6
Washer, Plain, under Shakeproof			Washer, Special, under Spring Washers	BD542/3	6
Washers at top fixings	AW102/T	2	10. Seal (Rubber) between Bonnet LH		
2. Bracket, for lower fixing of Stone Guard	BD20579	2	Valance and Frame Side Member	BD20816/1	1
Screw, Set, securing Brackets and			11. Fixing Strip, for Rubber Seal	BD20735	1
Stone Guard	UFS125/4R	4	12. Seal (Rubber) between Bonnet LH Rear		
Nut, on Setscrews	UFN125/L	4	Diaphragm and Frame Side Member	BD20816/2	1
Washer, Shakeproof, under Nuts	C724	4	13. Fixing Strip, for Rubber Seal	BD20736	1
Washer, Plain, under Shakeproof Washers	FW104/T	4	Pop Rivet, securing Fixing Strips	BD1814/6	8
3. Frame Assembly for fixing of Stone Guard	BD31976	1	14. RH Locking Hook Assembly For Bonnet	BD19890	1
Felt Strip, at top of Frame (23" long)	BD19031	1	LH Locking Hook Assembly For Bonnet	BD19891	1
Screw, Self-Tapping, securing Frame			15. Lever, on Locking Hook Shaft	BD19894	2
to Bonnet	DAZ814/10C	6	Nut, securing Levers	C8737/1	2
Washer, Special, on Self-Tapping Screws	BD542/3	6	16. Mounting Bracket Assembly for		
4. RH Bonnet Balance Link Assembly	BD20016	1	Locking Hooks	BD19883	2
LH Bonnet Balance Link Assembly	BD20017	1	Screw, Set, securing Mounting		
Spring, on Bonnet Balance Link	BD19972	4	Brackets to Dash	BD18307/2	6
Washer (Brass) on each side of Spring eyes	BD20013/4	16	Washer, Shakeproof, on Setscrews	C724	6
Split Pin, retaining Springs	L102/6U	8	17. Handle and Rod Assembly,		
Screw, Set, securing Balance Links to Bonnet	BD8291/2	8	operating RH Locking Hook	BD19977	1
Washer, Shakeproof, on Setscrews	C724	8	Handle only	BD19903	1
Washer, Special, under Shakeproof Washers	BD541/20	8	Escutcheon	BD19904	1
Shouldered Bolt, securing Balance			Seal (Neoprene) on Operating Rod	BD19895	1
Links to Front Frame	BD197362		Screw, Self-Tapping, securing		
Washer (Brass) on Bolts	BD20013/1	2	Escutcheons to Body	DJC008/12C	2
Washer (Brass) on Bolts	BD20013/2	2	Speed Nut, on Self-Tapping Screws	BD8633/8	2
Nut, Self-Locking, on Bolts	C8667/1	2	Handle and Rod Assembly,		
5. Grille for Air Outlet at rear edge			operating LH Locking Hook	BD19978	1
of Bonnet	BD19178	1	Handle only	BD19903	
Thread-Cutting Fix, securing Grille to Bonnet	BD17290	2	Escutcheon	BD19904	2
Screw, Set, securing Grille to Bonnet	UFS419/4H	2	Seal (Neoprene) on Operating Rod	BD19895	1
Washer, Shakeproof, on Setscrews	C723/A	2	Screw, Self-Tapping, securing		
6. Bonnet Safety Catch Assembly	BD20315	1	Escutcheons to Body	DJC008/12C	2
Spring, on Safety Catch	BD20318	1	Speed Nut, on Self-Tapping Screws	BD8633/8	2
Clevis Pin, through Safety Catch	J103/15S	1	18. Clip, Securing Operating Rods to		
Split Pin, retaining Clevis Pin	L102/4U	1	Locking Hooks	C13806	1
Washer, Special, behind Split Pin	BD541/28	1	"O" Ring, preventing vibration of		
Screw, Set, securing Safety Catch to Bonnet	UFS419/3H	4	Operating Rods	BD28607	
Washer, Shakeproof, on Setscrews	C723/A	4	19. Bracket Assembly, on RH Bonnet Side		
Tapped Plate, receiving Setscrews	BD20319	1	Panel, engaging Locking Hook	BD19905	1
7. Bracket Receiving Safety Catch	BD20320	1	Bracket Assembly, on LH Bonnet Side		
Screw, Set, securing Bracket to Scuttle	BD18307/3	2	Panel, engaging Locking Hook	BD19906	1
Washer, Shakeproof, on Setscrews	C724	2	Screw, Set, securing Brackets to		
			Bonnet Side Panels	BD18307/2	4
			Washer, Shakeproof, on Setscrews	C724	4
			Washer, Special, under Shakeproof Washers	BD541/6	4

S1.5 OTS



20. Locating Peg, on Brackets	BD19896	2	28. Bracket, fixing Undershields to Front Frame	BD20049	4
Nut, locking Locating Pegs to Brackets	UFN231/L	2	Screw, Set, securing Brackets and Undershields to Front Frame	UFS125/5R	4
21. Rubber Buffer, on Locating Pegs	BD19936	2	Nut, on Setscrews	UFN125/L	4
22. Bracket, on Dash, Receiving Locating Pegs	BD19917	2	Washer, Shakeproof, under Nuts	C724	4
Screw, Set, securing Brackets to Dash	BD8291/2	4	Washer, Plain, under Shakeproof Washers	FW104/T	4
Washer, Shakeproof, on Setscrews	C724	4	Spire Nut, fixing Undershields to Sills and Mudshields	BD8536/8	9
23. Gasket, under Locating Brackets	BD25649	2	Screw, Self-Tapping, securing Undershields to Sills and Mudshields	DJJ410/8C	9
24. Rest Rubber for rear edge of Bonnet (70" Long)	BD20903/1	1	Washer, Plain, on Self-Tapping Screws	AW102/T	9
25. Carrier Bracket for Battery Tray	BD15165	1	29. Seal (Canvas/Rubber) for LH Undershield	BD25541	1
Screw, Set, securing Carrier Bracket to LH Sill	UFS125/4R	5	30. Cover Plate, Sealing Oil Cleaner Access Aperture In RH Undershield	BD25246	1
Nut, on Setscrews	UFN125/L	5	Screw, Self-Tapping, securing Cover Plate	DAZ810/10C	1
Washer, Spring, under Nuts	FG104/X	5	Fibre Washer, retaining Self-Tapping Screw	BD25247	1
Washer, Plain, under Spring Washers	FW104/T	5	Plastic Bush, in Undershield, receiving Self-Tapping Screw	BD25250	1
26. RH Undershield for Front Frame	BD20048	1			
27. LH Undershield for Front Frame	BD27427	1			

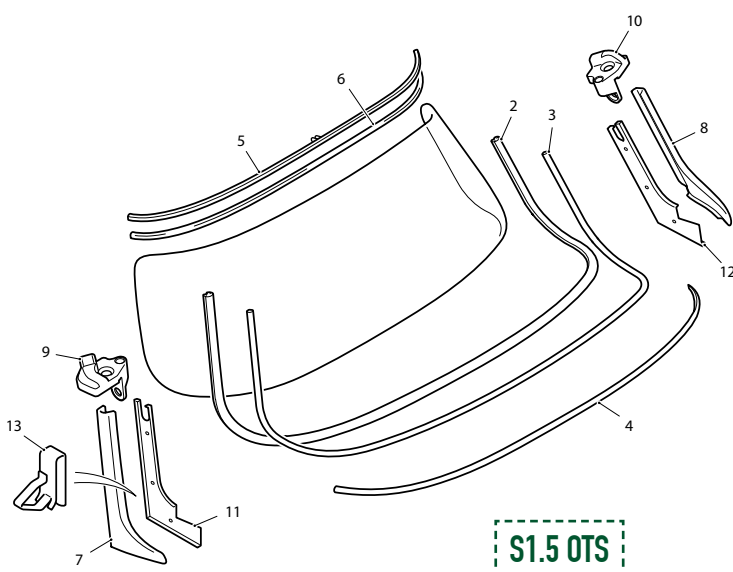
BONNET FITTINGS: OTS

(CONTINUED FROM PAGE 323)

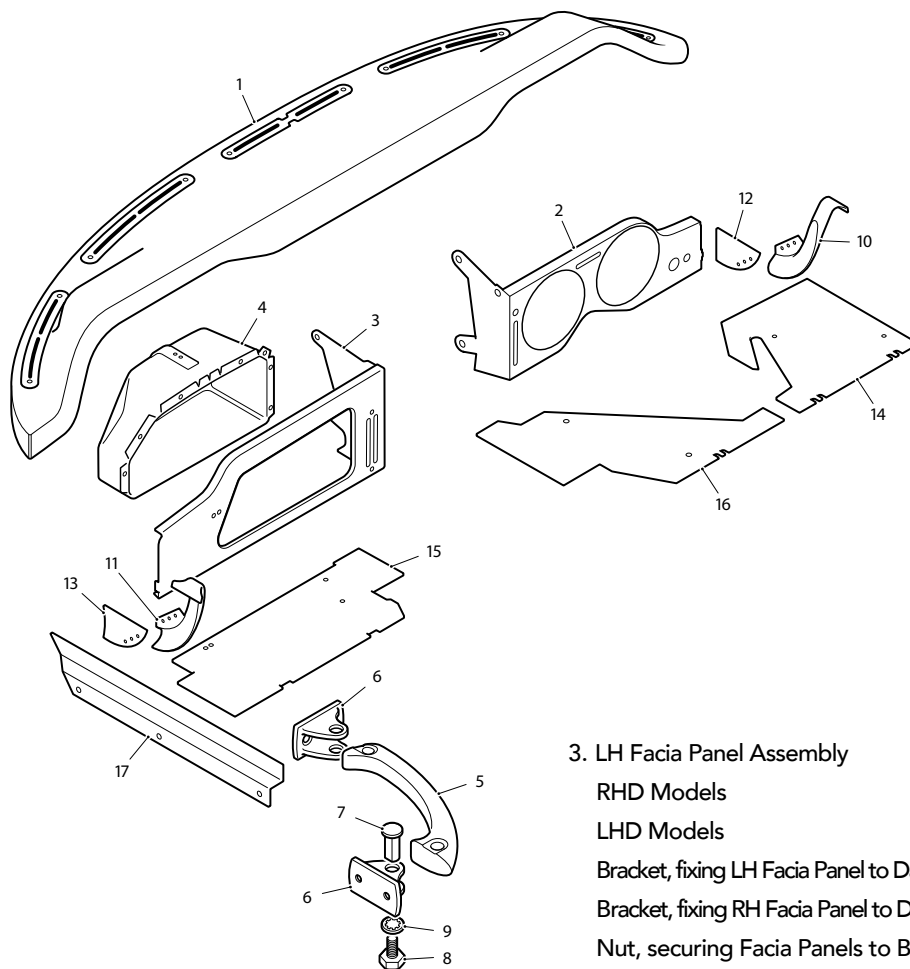
31. RH Mudshield Assembly	BD19522	1	Washer, Shakeproof, under Nuts	C724	10
32. Bracket, upper, fixing RH Mudshield	BD20425	1	Plug (Black PVC) Sealing Redundant Holes In Dash	BD19717	3
33. Bracket, lower, fixing RH Mudshield	BD20426	1	Rubber Plug Sealing Aperture in Bonnet Front Under Panel	BD20989	1
Pop Rivet, securing Brackets to Mudshield	BD11712/1	4	Pivoted Carrier Bracket Assembly, for Front Number Plate	BD20934	1
34. Seal (Rubber) for RH Mudshield (33" long)	BD20434/1	1	Nut, securing Bracket to Bonnet Front Under Panel	UFN125/L	2
35. Fixing Strip, securing Seal to RH Mudshield	BD20429	1	Washer, Shakeproof, under Nuts	C724	2
36. Fixing Strip, securing Seal to RH Sill	BD20427	1	Packing Block (Aluminium) at fixings of Bracket	BD20939	2
Pop Rivet, securing Fixing Strips and Seals	BD1814/6	14	43. Control Rod, operating Pivoted Carrier Bracket when Bonnet is Moved	BD20936	1
37. LH Mudshield Assembly	BD27425	1	44. Clip, securing Control Rod to Bracket Grommet, in Bonnet Front Under Panel, for Control Rod	C13806	1
38. Bracket, upper, fixing LH Mudshield	BD20424	1		C4548	1
39. Bracket, lower, fixing LH Mudshield	BD20426	1	45. Fork End Connecting Control Rod to Bracket on Front Sub-Frame	BD20937	1
Pop Rivet, securing Brackets to Mudshield	BD11712/1	4	Nut, locking Fork End to Control Rod	UFN125/L	1
40. Seal (Rubber) for LH Mudshield	BD20434/2	1	46. Clevis Pin, securing Fork End to Bracket on Front Sub-Frame	J103/10S	1
41. Fixing Strip, securing Seal to LH Mudshield	BD20428	1	Split Pin, retaining Clevis Pin	L102/4U	1
42. Fixing Strip, securing Seal to LH Sill	BD20427	1	Washer, Plain, behind Split Pin	AW102/T	1
Pop Rivet, securing Fixing Strips and Seal	BD1814/6	11			
Screw, Set, securing Mudshields to Front Frame and Sills	UFS125/5R	10			
Washer, Special, on Setscrews	BD541/20	10			
Nut, on Setscrews	UFN125/L	10			

WINDSCREEN GLASS: OTS

1. Windscreen Glass			11. Trim Panel Assembly on RH Windscreen Pillar	BD32795	1
Clear	BD15501	1	12. Trim Panel Assembly on LH Windscreen Pillar	BD32796	1
Tinted	BD15501/1		13. Spring Clip, securing Trim Panels Licence Holder on Windscreen	BD21133	4
2. Seal (Rubber) around Windscreen Glass	BD15514	1		BD21181	1
3. Insert (Rubber) for Seal	BD20201	1			
4. Chrome Finisher, at bottom edge of Windscreen	BD20562	1			
5. Chrome Finisher, at top edge of Windscreen	BD20856	1			
6. Everseal Strip, under top Chrome Finisher	BD33326/1	1			
7. Chrome Finisher, at RH side of Windscreen	BD25102	1			
8. Chrome Finisher, at LH side of Windscreen	BD25103	1			
Screw, Self-Tapping, securing side Chrome Finishers	DAC504/8C	2			
Pop Rivet, securing side Chrome Finishers	BD1814/4	4			
9. Chrome Capping and Socket at top of RH Windscreen Pillar	BD28908	1			
10. Chrome Capping and Socket at top of LH Windscreen Pillar	BD28909	1			
Screw, Set, securing Cappings to side of Windscreen Pillars	BD15534/3	2			
Screw, Set, securing Cappings to top of Windscreen Pillars	BD16940/2	2			
Screw, Set, securing Cappings to top of Windscreen Pillars	DAC814/8C	2			



SCREEN RAIL & FACIA: OTS



S1.5 OTS

1. Screen Rail Facia	BD22732	1
Bezel, for centre Demister Slot	BD20590	1
Bezel, for intermediate Demister Slots	BD20591	2
Bezel, for outer Demister Slots	BD20592	2
Screw, Self-Tapping, securing Bezels	DAJ606/10C	10
Nut, securing Screen Rail Facia	UFN119/L	4
Washer, Shakeproof, under Nuts	C723/A	4
Washer, Plain, under Shakeproof Washers	AW102/T	4
Bracket, for RH outer fixing of Screen Rail Facia	BD21182	1
Bracket, for LH outer fixing of Screen Rail Facia	BD21183	1
Bracket, for RH inner fixing of Screen Rail Facia	BD20565	1
Bracket, for LH inner fixing of Screen Rail Facia	BD20566	1
Screw, Set (Wedgelock) securing inner Brackets	BD20861/1	4
2. RH Facia Panel Assembly		
RHD Models	BD19644	1
LHD Models	BD19646	1

3. LH Facia Panel Assembly

RHD Models	BD19643	1
LHD Models	BD19645	1
Bracket, fixing LH Facia Panel to Dash Side	BD19241	1
Bracket, fixing RH Facia Panel to Dash Side	BD19242	1
Nut, securing Facia Panels to Brackets	UFN119/L	4
Washer, Shakeproof, under Nuts	C723/A	4
Washer, Plain, under Shakeproof Washers	AW102/T	4
Screw, Set (Wedgelock) securing Facia Panels at upper centre	BD20861/1	4
Screw, Set, securing Facia Panels at lower centre	UFS119/3R	2
Nut, on Setscrews	UFN119/L	2
Washer, Shakeproof, under Nuts	C723/A	2
Washer, Plain, under Shakeproof Washers	AW102/T	2

4. Cubby Box

RHD Models	BD19699	1
LHD Models	BD19698	1
Fixing Strip, securing Cubby Box to Facia Panel at top	BD20605	1
Nut, securing Fixing Strip	UFN119/L	1
Washer, Shakeproof, under Nuts	C723/A	2
Rivet, Bifurcated, securing Cubby Box at bottom	BD524/10	2
Distance Piece, on Rivets	C1094	2

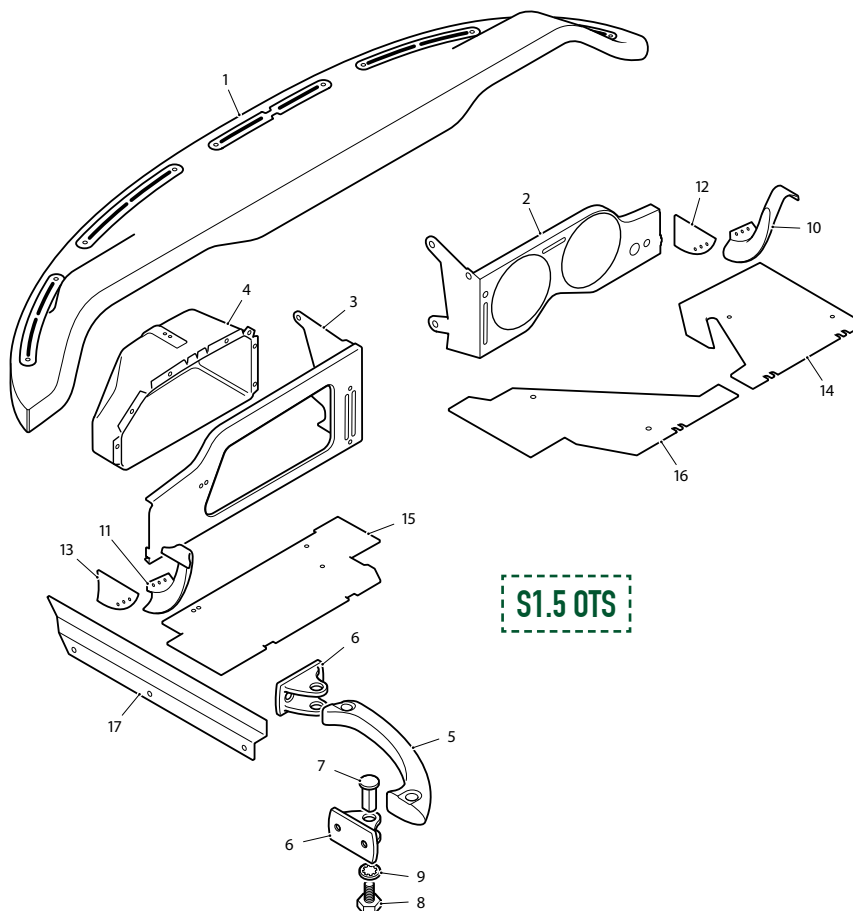
5. Grab Handle Assembly at side of Dash

RHD Models	BD24933	1
LHD Models	BD24932	1

SCREEN RAIL & FACIA: OTS

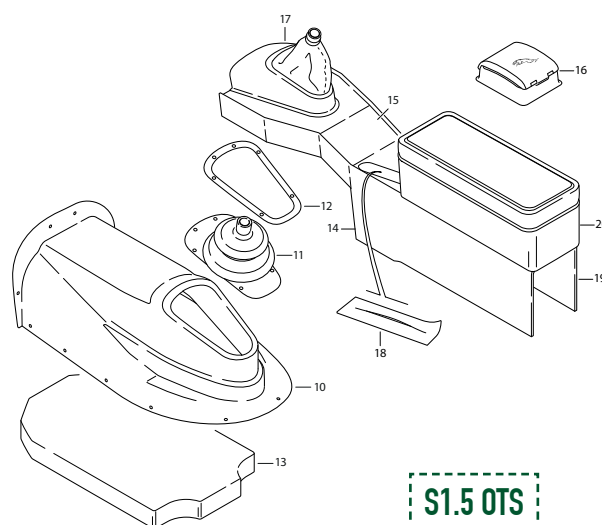
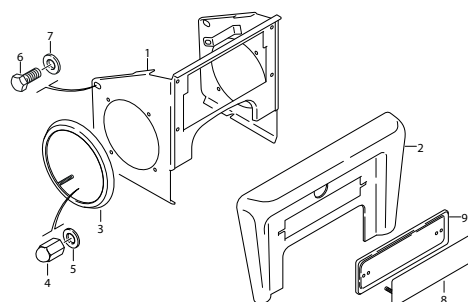
(CONTINUED FROM PAGE 325)

6. Anchor Bracket, fixing Grab Handle to Facia Panel and Dash Side	BD24857	2	13. Trim Panel Assembly, forward of LH Chrome Finisher	BD26444	1
Screw, Set, securing Anchor Bracket to Facia Panel	UFS519/4H	2	Screw, Self-Tapping, securing Trim Panels	DAC604/10C	4
Nut, on Setscrews	UFN119/L	2	Cup Washer, on Self-Tapping Screws	BD532/1	4
Washer, Shakeproof, under Nuts	C723/A	2	14. RH Scuttle Top Casing Assembly		
Washer, Special, under Shakeproof Washer	C5203/1	1	RHD Models	BD20462	1
Screw, Self-Tapping, securing Anchor Bracket to Dash Side	DAC508/12C	2	LHD Models	BD20464	1
7. Hollow Bolt, retaining Grab Handle in Anchor Brackets	BD24858	2	15. LH Scuttle Top Casing Assembly		
8. Bolt, Special, securing Hollow Bolts	BD20639	2	RHD Models	BD20463	1
9. Washer, Shakeproof, on Special Bolts	C739	2	LHD Models	BD20465	1
10. Chrome Finisher, between RH Facia Panel and Windscreen Pillar	BD24950	1	16. Centre Scuttle Top Casing Assembly		
11. Chrome Finisher, between LH Facia Panel and Windscreen Pillar	BD24951	1	RHD Models	BD20470	1
Screw, Self-Tapping, securing Chrome Finishers	DAZ404/10C	2	LHD Models	BD20471	1
12. Trim Panel Assembly, forward of RH Chrome Finisher	BD26445	1	Screw, Self-Tapping, securing Casings	DAC604/14C	2
			Cup Washer, on Self-Tapping Screws	BD532/1	2
			Screw, Self-Tapping, securing Casings	DJN608/8C	3
			Cup Washer, on Self-Tapping Screws	BD532/3	3
			Spire Nut, on Self-Tapping Screws	BD8536/6	3
			17. Cover Assembly, protecting Wiring Harness at LH side of Dash	BD20728	1
			Screw, Self-Tapping, securing Cover	DZZ406/6C	2



RADIO PANEL & GEARBOX COVER: OTS

1. Front Finisher Panel Assembly above Gearbox Tunnel	BD32658	1	13. Finisher Panel Assembly on Gearbox Cover and Propeller Shaft Tunnel	BD32765	1
2. Face Panel Assembly, for Front Finisher Panel	BD32506	1	14. Insert Panel Assembly	BD32766	1
Spire Nut, securing Face Panel	BD12709	4	15. Ash Tray Assembly, Complete	BD33799	1
3. Grille, in Loudspeaker Apertures	BD25350	2	16. Gauntlet Panel Assembly	BD33799	1
Dome Nut, securing Grilles	BD26892	8	Screw, Self-Tapping, securing Gauntlet Panel	DZZ406/4C	7
Washer, Shakeproof, under Dome Nuts	C722	8	Armrest and Stowage Compartment Assembly	BD24989	1
Washer, Plain, under Shakeproof Washers	AW102/T	8	Screw, Self-Tapping, securing Stowage Compartment to Finisher Panel	DZZ406/8C	4
Trim Panel Assembly, at RH side of Front Finisher	BD26202	1	Trim Panel Assembly, in bottom of Stowage Compartment	BD25038	1
Trim Panel Assembly, at LH side of Front Finisher	BD26203	1	17. Armrest and Stowage Compartment Assembly	BD24989	1
Screw, Self-Tapping, securing Ash Tray to Front Finisher Panel	DA404/6C	4	18. Seal (Rubber) in Handbrake Lever Aperture	BD20469	1
4. Chrome Bolt, securing Front Finisher Panel	BD19302	2	Screw, Set, securing Finisher Panel to Body	BD17546/1	3
5. Knurled Knob, securing Front Finisher Panel	BD21072	2	Chrome Washer, on Setscrews	BD848/2	3
6. Chrome Washer, on Bolts and under Knobs	BD848/2	4	19. Armrest Assembly only	BD24991	1
7. Trim Panel Assembly in Radio Control Unit Aperture	BD20722	1	Hinge, for Armrest	BD20131	1
Nut, securing Trim Panel to Front Finisher Panel	UFN119/L	2	Screw, Set, securing Hinge	BD18092/2	6
Washer, Shakeproof, under Nuts	C723/A	2	Stop Plate, at Armrest Hinge fixing	BD26002	1
Washer, Special, under Shakeproof Washers	BD541/13	2			
8. Base Plate and Surround (Chrome Plated) for Radio Aperture Finisher Panel	BD17354	1			
9. Gearbox Cover	BD27463	1			
Seal (Plastozote) between Gearbox Cover front flange and Dash	BD26122	A/R			
Screw, Self-Tapping, securing Gearbox Cover	DJZ410/10C	12			
Washer, Special, on Self-Tapping Screws	BD542/3	12			
Spire Nut, receiving Self-Tapping Screws	BD8536/2	8			
10. Grommet, on Change-Speed Lever	BD27500	1			
11. Retainer, for Grommet	BD27496	1			
Screw, Self-Tapping, securing Retainer	DAZ406/8C	6			
12. Sound Insulating Pad (Polyurethane) between Gearbox Cover and Top of Gearbox	BD27833	1			
Cover Plate sealing Starter Motor Access Aperture in RH side of Gearbox Tunnel	BD25731	1			
Gasket, under Cover Plate	BD25732	1			
Screw, Self-Tapping, securing Cover Plate	DZZ410/8C	4			
Rubber Plug Sealing Gearbox Access Apertures	BD10821	1			

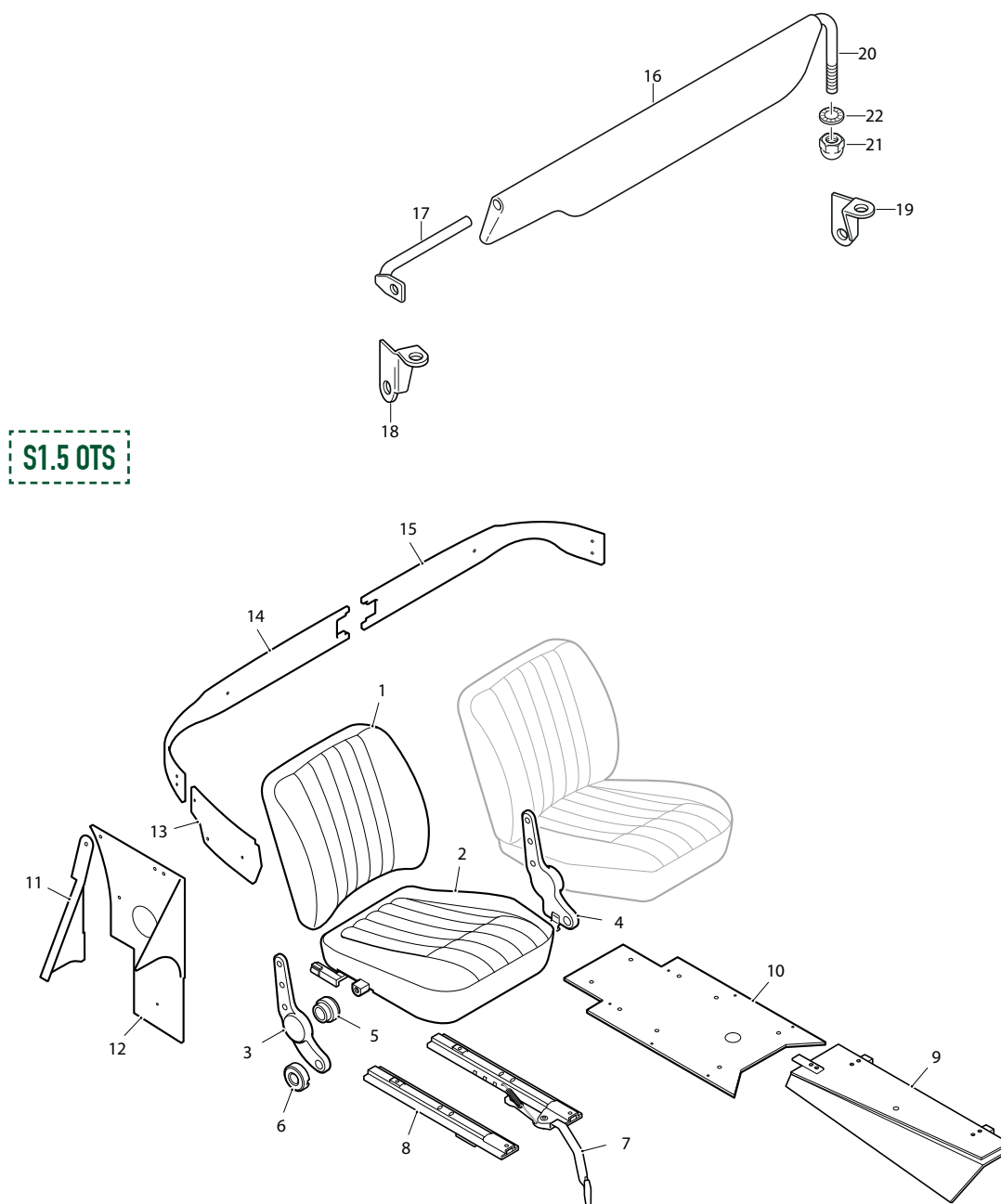


S1.5 OTS

SEATS & SLIDES: OTS

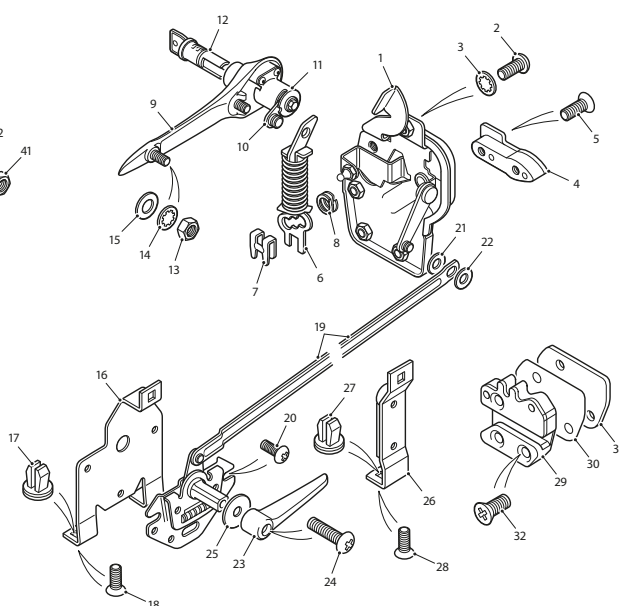
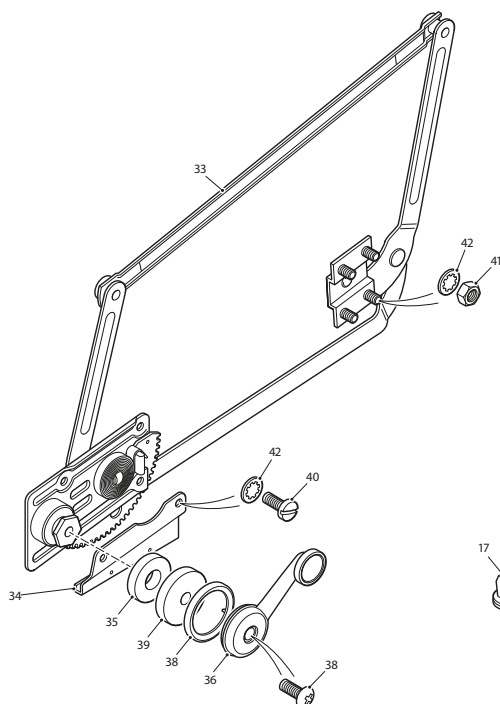
1. Squab Assembly	BD32680	2	9. Front Heat Shield Assembly for Exhaust System	C25101	1
Leather Cover Assembly, for Squab	BD32903	2	Screw, Self-Tapping, securing Heat Shield to Floor	DAZ408/8C	2
2. Base Assembly for RH Seat	BD32678	1	Screw, Set, securing Heat Shield to Floor	UFS125/3R	1
Base Assembly for LH Seat	BD32679	1	Washer, Shakeproof, on Setscrew	C724	1
Hinge Arm Assembly, at R.H side of Seat	BD27339	1	Screw, Self-Tapping, securing Heat Shield to Gearbox Side Panel	DJZ510/12C	1
Hinge Arm Assembly, at LH side of Seat	BD27338	1	Cup Washer, on Self-Tapping Screw	BD18545	1
Screw, Set, securing Hinge Arms to Squab	BD17821/7	6	Spire Nut, receiving Self-Tapping Screw	BD8633/2	1
3. Hinge Arm Assembly at RH side of Seats	BD27339	1	10. Rear Heat Shield Assembly for Exhaust System	BD20439	1
4. Hinge Arm Assembly at LH side of Seats	BD27338	1	Pop Rivet, securing Heat Shield to Body	BD1814/5	8
Spring, on Hinge Arms, retaining Squab in raised position	BD27838	2	11. Trim Panel Assembly on RH Shut Pillar	BD20452	1
Screw, Self-Tapping, securing Springs	DAC404/4C	4	Trim Panel Assembly on LH Shut Pillar	BD20453	1
Locking Slide for RH Seat	BD27432	1	12. Trim Panel Assembly between RH Rear Wheel Arch And Shut Pillar	BD20379	1
5. Pivot Bush (Nylon) for Hinge Arms	BD26221	2	Clip, fixing Trim Panel	BD11309	5
6. Retainer, holding Hinge Arms and Pivot Bushes to Seat Base	BD26222	2	Trim Panel Assembly between LH Rear Wheel Arch and Shut Pillar	BD20380	1
Screw, Set, securing Retainers to Seat Base	BD16940/2	2	Clip, fixing Trim Panel	BD11309	5
Lever, operating Reclining Mechanism for RH Seat	BD34739	1	Screw, Self-Tapping, securing Trim Panels to Body	DAC604/8C	2
Lever, operating Reclining Mechanism for LH Seat	BD34740	1	Cup Washer, on Self-Tapping Screws	BD532/1	2
Screw, securing lever	BD13713/1	2	Screw, Self-Tapping, securing Trim Panels to Body	DA404/6C	8
Washer, on Screw	BD32692	2	13. Quarter Trim Panel Assembly above RH Rear Wheel Arch	BD20383	1
Washer, Shakeproof, on Screw	C723/A	2	Stud, on Trim Panel, for "Lift the Dot" Fastener	BD1749	1
7. Locking Slide for LH Seat	BD27431	1	Nut, securing Stud	AN102/L	1
8. Seat Slide (Plain)	BD27433	2	Washer, Shakeproof, under Nut	C723	1
Outer Slide Assembly for RH Seat	BD32707	1	Washer, Plain, under Shakeproof Washer	AW102/T	1
Outer Slide Assembly for LH Seat	BD32706	1	Quarter Trim Panel Assembly above LH Rear Wheel Arch	BD20384	1
Tie Wire, coupling inner and outer Slides	BD32693	2	Stud, on Trim Panel, for "Lift the Dot" Fastener	BD1749	
Keeper, for Tie Wire	BD32694	4	Nut, securing Stud	AN102/L	4
Fixing Boss, locating Seat Slides on Floor at front	BD27434	4	Washer, Shakeproof, under Nut	C723	1
Packing Piece, under Fixing Bosses at front	BD17648	4	Washer, Plain, under Shakeproof Washer	AW102/T	1
Screw, Set, securing Fixing Bosses to Floor	BD21509/8	4	Screw, Self-Tapping, securing Trim Panels to Body	DAC604/8C	1
Washer, Shakeproof, on Setscrews	BD2906/10	4	Cup Washer, on Self-Tapping Screws	BD532/1	1
Packing Piece, under Seat Slides at rear	BD17648	4	14. RH Trim Panel Assembly, on Tonneau, below Backlight	BD20532	1
Screw, Set, securing Seat Slides to Floor at rear	BD27546/6	4			
Washer, Shakeproof, on Setscrews	C724	4			
Screw, Set, securing Slides to Seats	BD27546/4	8			
Washer, Shakeproof, on Setscrews	C724	8			
Packing Washer, between Slides and Seats	BD13529	12			
Screw, Set, securing Slides to Seats	BD27546/4	8			
Washer, Shakeproof, on Setscrews	C724	8			
Packing Washer, between Slides and Seats	BD13529	8			

15. LH Trim Panel Assembly, on Tonneau, below Backlight	BD20533	1	17. Inner Pivot Arm Assembly for RH Visor	BD32859	1
Screw, Self-Tapping, securing Tonneau Trim Panels	DAC604/8C	2	Inner Pivot Arm Assembly for LH Visor	BD32860	1
Screw, Self-Tapping, securing Quarter and Tonneau Trim Panels	DAC604/12C	2	18. Bracket for Outer Pivot Arm R.H	BD32750	1
Cup Washer, on Self-Tapping Screws	BD532/1	4	19. Bracket for Outer Pivot Arm L.H	BD32751	1
16. Sun Visor Assembly			Outer Pivot Arm Assembly for RH Visor	BD28881	1
Fitted up to 1E.16513	BD28874	2	20. Outer Pivot Arm Assembly for LH Visor	BD28882	1
Fitted from 1E.16514	BD33021	2	21. Dome Nut	BD19259	2
			22. Shakeproof Washer	BD21516/6	2
			Screw	DAC814/8C	2



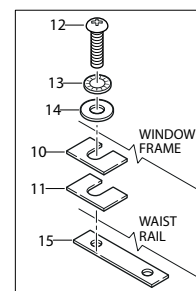
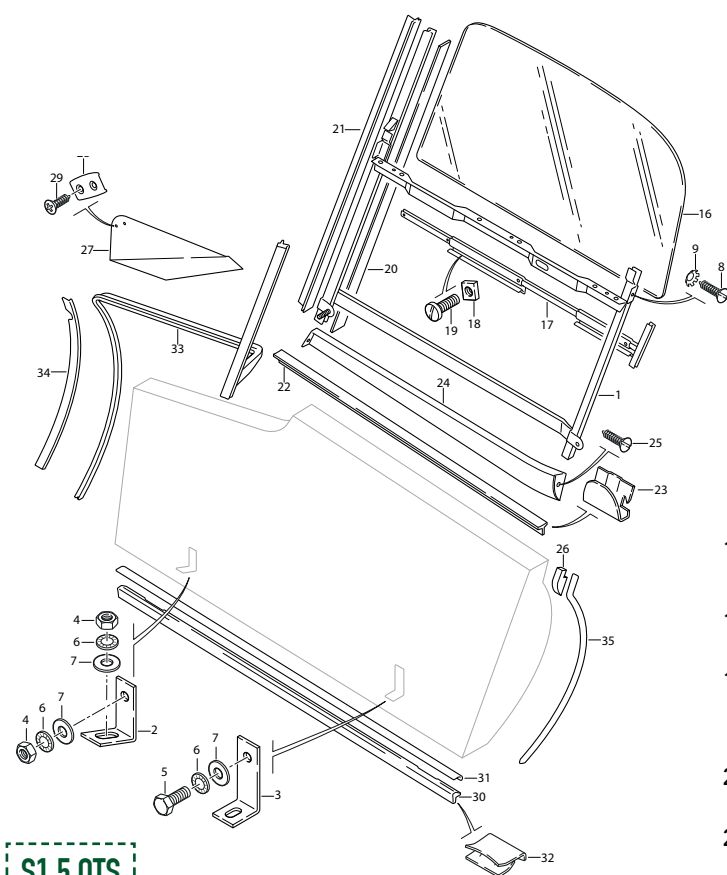
DOOR LOCKS & WINDOW REGULATOR: OTS

1. Lock Assembly, on RH Door	BD32366	1	20. Screw, securing Remote Control and Links Assembly	BD32206/1	6
Lock Assembly, on LH Door	BD32367	1	21. Wavy Washer, at connection of Links to Locks	BD19575	2
2. Setscrew, securing Locks to Doors	UCS819/3H	2	Spring Clip, securing Links to Lock Lever	BD23473	2
3. Washer, Shakeproof, under Screws	C723/A	2	22. Washer, Special, behind Spring Clips	BD19574	2
4. Striker Guide, on RH Door	BD32372	1	23. Inside Door Handle	BD32365	2
Striker Guide, on LH Door	BD32373	1	24. Screw (Wedglok), securing Inside Door Handle	C22234/1	2
5. Setscrew, Allen, securing Striker Guides	BD32361/5	4	25. Thrust Pad (Rubber), under Inside Door Handle	C26005	2
6. Link, between Lock and Outside Handle	BD19445	2	26. Bracket and Foam Pad Assembly, in Door, dampening vibrations in Remote Control and Link Assembly	BD32355	2
7. Spring Clip, retaining Links	BD23473	4	27. Nut (Plastic), in Support Bracket	C31973/11	4
8. Washer, Spring, for Link Fixing at Locks	BD1708/9	2	28. Screw, Self-Tapping, securing Bracket	DAZ808/8C	2
9. Outside Handle, locking, on RH Door	BD19245	1	29. Striker, for RH Door Lock	BD32370	1
Outside Handle, locking, on LH Door	BD19246	1	Striker, for LH Door Lock	BD32371	1
10. Operating Lever Assembly, for RH Door	7903	1	30. Shim, Shakeproof, under Strikers	BD19297	2
Operating Lever Assembly, for LH Door	7904	1	31. Shim, packing Strikers (.036" thick)	BD19298	A/R
11. Housing, for Tension Spring in RH Door	9601	1	32. Setscrew, securing Strikers	BD21509/7	6
Housing, for Tension Spring in LH Door	9602	1	33. Window Regulator Assembly, in RH Door	BD32362	1
12. Locking Barrel, in RH Door Handle	BD12000	1	Window Regulator Assembly, in LH Door	BD32363	1
Locking Barrel, in LH Door Handle	BD11999	1	34. RH Guard, for gear on Window Regulator Assemblies	BD35924	1
13. Nut, securing Outside Handles	UFN119/L	4	LH Guard, for gear on Window Regulator Assemblies	BD35925	1
14. Washer, Shakeproof, under Nut	C723/A	4	Pop Rivet, securing Guards to Window Regulators	BD1814/12	4
15. Washer, Plain, under Shakeproof Washer	AW102/T	4	35. Thrust Pad (Rubber), around Regulator Spindle	BD29101	1
16. Support Bracket, in Door, for RH Remote Control and Links Assembly	BD33740	1	36. Handle, operating Window Regulators	BD32364	2
Support Bracket, in door, for LH Remote Control and Links Assembly	BD33741	1	37. Escutcheon, Chrome, for Regulator Handles	BD32354	2
17. Nut (Plastic), in Support Bracket	C31973/11	6	38. Screw (Wedglok), securing Regulator Handles	BD34996/2	2
18. Screw, Self-Tapping, securing Bracket	DAZ808/8C	6	39. Thrust Pad (Rubber), behind Handle	BD24952/4	2
19. Remote Control and Links Assembly, operating Door Locks	BD32368	2	40. Setscrew, securing Regulators to Doors	UFS425/3H	8
			41. Nut, securing Regulators to Doors	UFN125/L	8
			42. Washer, Shakeproof, on Setscrews and Nuts	C724	16



S1.5 OTS

DOOR & WINDOW FRAME: OTS



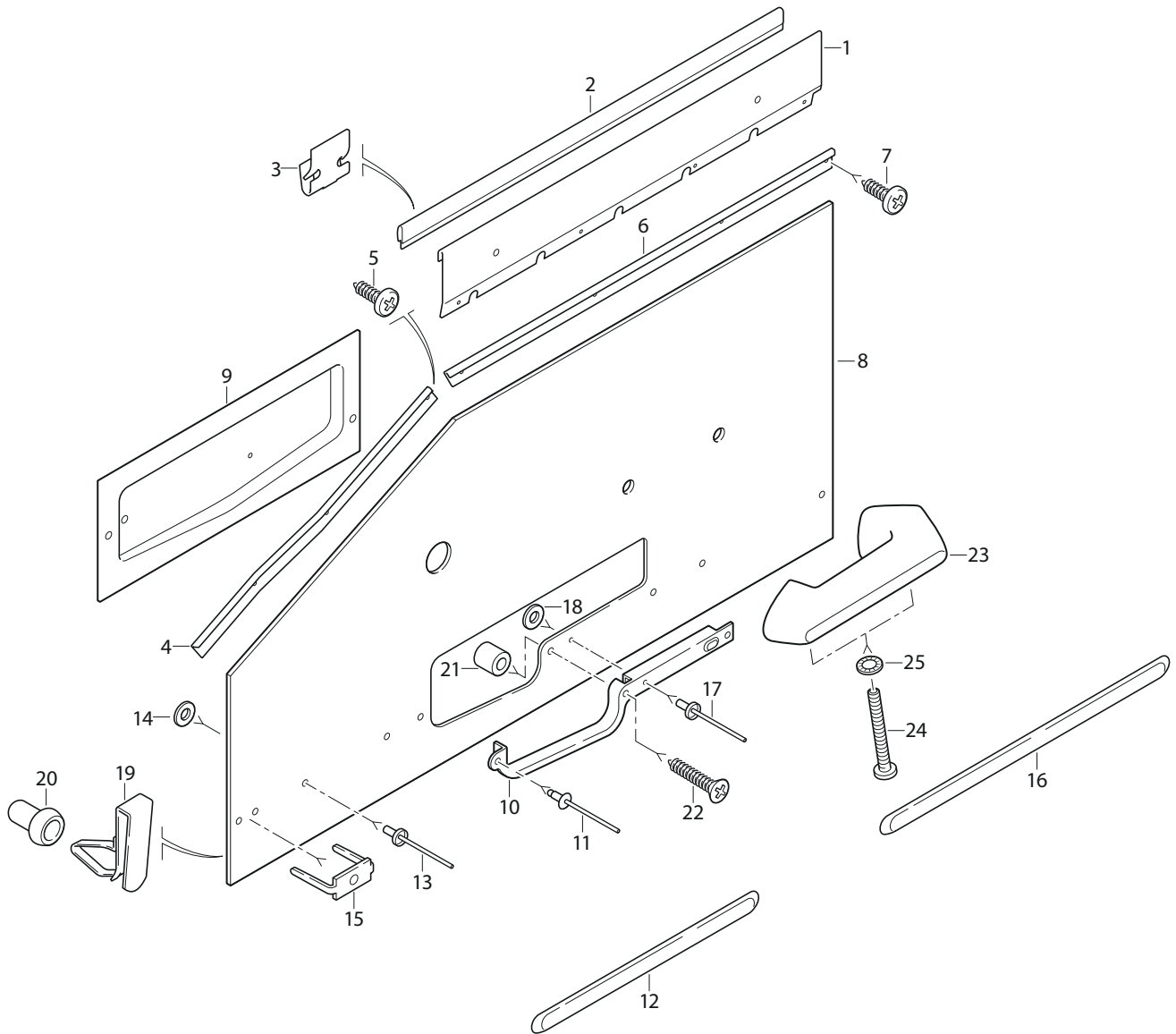
1. Frame Assembly for Window in RH Door	BD20997	1	17. Regulator Channel Assembly for RH Door Glass	BD21020	1
Frame Assembly for Window in LH Door	BD20998	1	Regulator Channel Assembly for LH Door Glass	BD21021	1
2. Bracket, for forward fixing of Window Frames	BD16465	2	18. Square Nut, limiting downward movement of Glasses	BD5440/6	2
3. Bracket, for rear fixing of Window Frames	BD20668	2	19. Screw, Set, securing Square Nuts	BD13819/1	2
4. Nut, securing Brackets to Doors and Window Frames to Brackets	UFN125/L	6	Everseal Strip, between Glasses and Regulator Channels (24" long)	BD1300	2
5. Screw, Set, securing Window Frames to rear Brackets	UFS125/4R	2	20. Seal (Felt) inside forward Channel of Window Frames (28" Long)	BD10099	2
6. Washer, Shakeproof, under Nuts and on Setscrews	C724	8	21. Seal (Neoprene) on forward Channel of Window Frames (13+1/2" Long)	BD19397/2	2
7. Washer, Plain under Shakeproof Washers	FW104/T	8	22. Outer Seal (Rubber) for Door Glass	BD16700	2
8. Screw, Self-Tapping, securing Window Frames at top of Door Shut Faces	DA504/8C	4	23. Clip, securing Outer Seals	BD10413	14
9. Washer, Shakeproof, on Setscrews	BD4243	4	24. Chrome Finisher Assembly at top of RH Door	BD25144	1
10. Packing, between Window Frame and Waist Rail	BD20091/1	A/R	Chrome Finisher Assembly at top of LH Door	BD25145	1
11. Packing, between Window Frame and Waist Rail	BD20091/2	A/R	25. Screw, Self-Tapping, securing Chrome Finishers	DAC504/6C	4
12. Screw, Set, securing Window Frames at Waist Rail	BD14399/6	12	26. Sealing Block on Shut Face of RH Door	BD19223	1
13. Washer, Shakeproof, on Setscrews	C738	12	Sealing Block on Shut Face of LH Door	BD19224	1
14. Washer, Plain, under Shakeproof Washers	AW102/T	12	Screw, Set, securing Sealing Blocks	UCS516/3H	2
15. Tapped Plate, receiving Setscrews	BD28448	6	27. Trim Panel Assembly, Front Upper, on RH Door	BD25676	1
16. Glass for Windows in Doors			Trim Panel Assembly, Front Upper, on LH Door	BD25677	1
Clear	BD20801	2	28. Striker Plate, on Front Upper Trim Panels, operating Map Lamp Switches	BD19070	A/R
Tinted	BD20801/1	2	29. Screw, Self-Tapping, securing Striker Plates to Doors	DAC606/8C	4
			30. Seal (Rubber) for Door Sills	BD24789	2
			31. Chrome Finisher at edge of Door Sills	BD19129	2
			32. Clip, securing Chrome Finishers	BD16794	14
			33. Seal (Rubber) for RH "A" Post	BD25716	1
			Seal (Rubber) for LH "A" Post	BD25717	1
			34. Seal Retainer on RH "A" Post	BD23654	1
			Seal Retainer on LH "A" Post	BD23653	1
			Pop Rivet, securing Seal Retainers	BD11712/1	6
			35. Seal (Rubber) for RH Door Shut Pillar	BD25898	1
			Seal (Rubber) for LH Door Shut Pillar	BD25899	1

DOOR TRIM: OTS

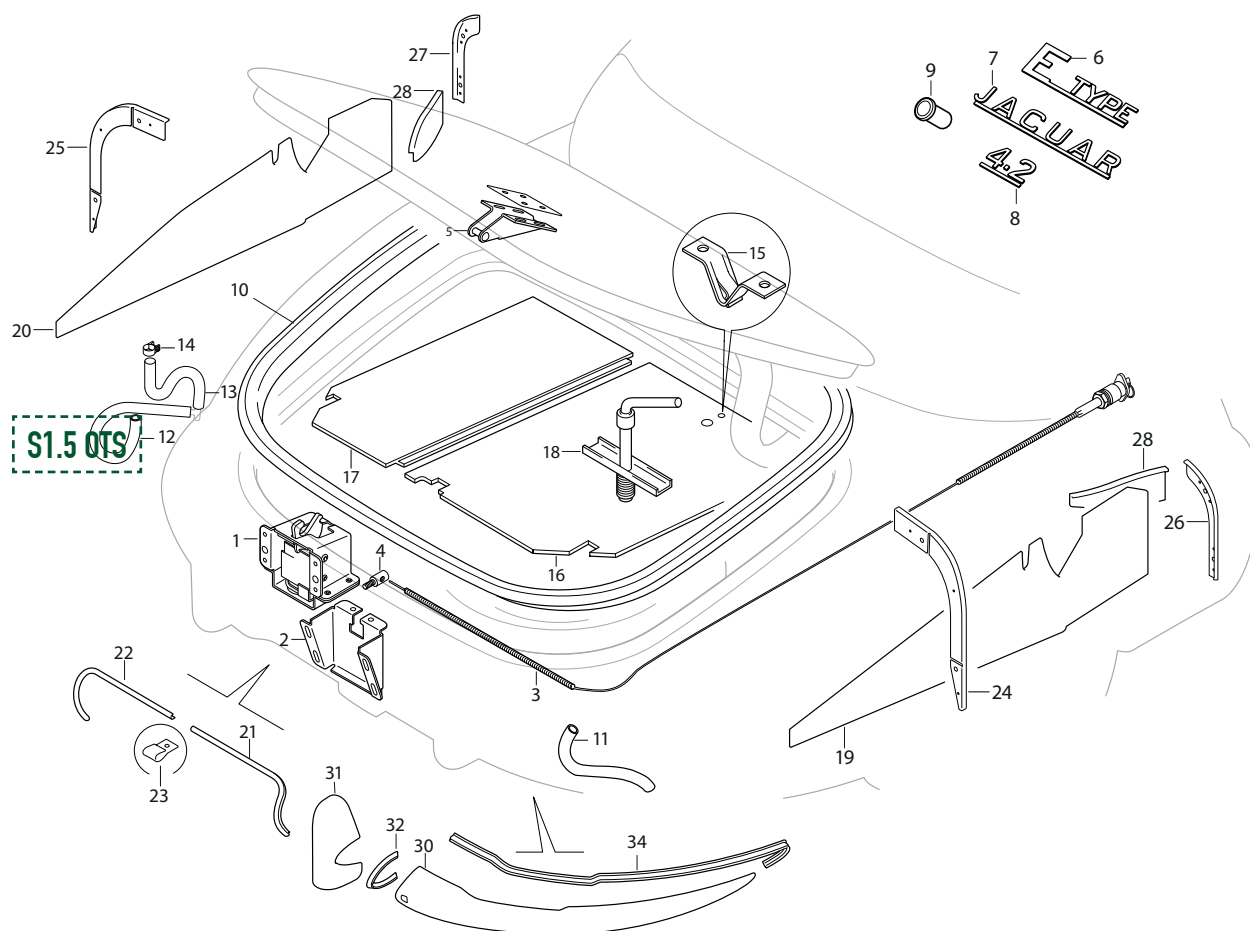
1. Trim Panel Assembly, Rear Upper, on RH Door	BD15504	1	13. Rivet Clip, securing Front Chrome Finishers to Casings	BD26706/1	4
Trim Panel Assembly, Rear Upper, on LH Door	BD15505	1	14. Washer, Plain, on Rivet Clips	AW105/T	4
2. Weather Strip, Inner, for Door Glass wipe	BD20010/3	2	15. Clip, securing Front Chrome Finishers to Casings	BD11546	2
3. Clip, securing Weather Strips	BD20082	10	16. Chrome Finisher, Lower Rear, on Casings	BD33746	2
4. Chrome Finisher, Front Upper, on RH Door	BD26544	1	17. Rivet Clip, securing Chrome Finishers to casings	BD26706/1	6
Chrome Finisher, Front Upper, on LH Door	BD26545	1	18. Washer, Plain, on Rivet Clips	AW105/T	6
5. Screw, Self-Tapping, securing Chrome Finishers to Doors	DAJ504/8C	6	19. Clip, securing Casings to Doors	BD21133	36
6. Chrome Finisher, Rear Upper, on RH Door	BD26930	1	20. Snapsac, receiving Clips	BD25375	36
Chrome Finisher, Rear Upper, on LH Door	BD26931	1	21. Distance Piece, between Escutcheon and Casing Insert	BD32394	2
7. Screw, Self-Tapping, securing Chrome Finishers and Trim Panel Assembly to Doors	DAJ504/8C	8	22. Screw, Self-Tapping, securing Casing through Spacer	DZZ906/20	2
8. Casing Assembly, on RH Door	BD32374	1	23. Armrest Assembly, on RH Door	BD36016	1
Casing Assembly, on LH Door	BD32375	1	Armrest Assembly, on LH Door	BD36017	1
9. Inserts, enclosing recess for Door Handle	BD33744/45P	1	24. Setscrew, securing Armrests to Doors	BD23470/7	4
10. Escutcheon, for recess in RH Casing	BD33744	1	25. Washer, Shakeproof, on Setscrew	C723/A	4
Escutcheon, for recess in LH Casing	BD33745	1			
11. Pop Rivet, securing Escutcheons to Casings	BD1814/6	2			
12. Chrome Finisher, Lower Front, on Casings	BD32386	2			



S1.5 OTS



REAR BUMPERS & BOOT FITTINGS: OTS



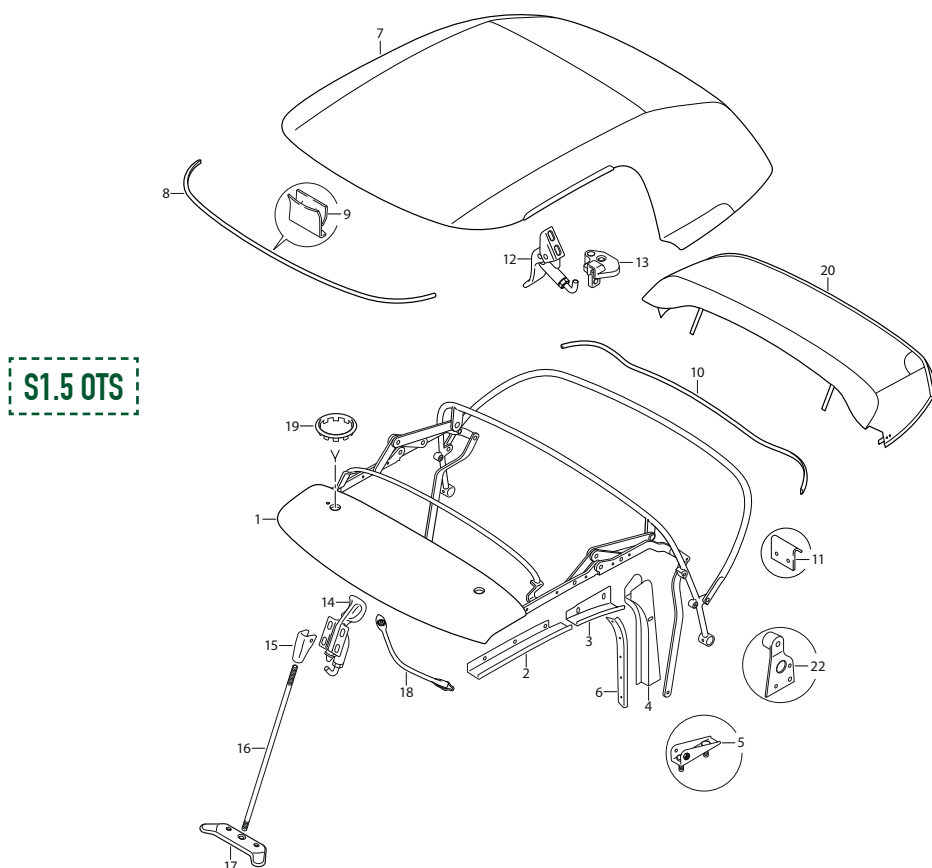
1. Lock Assembly for Boot Lid	BD15898	1	5. Striker for Boot Lid Lock	BD15489	1
Screw, Set, securing Lock to Bracket	UFS319/3H	4	Screw, Set, securing Striker to Boot Lid	BD18307/2	4
Washer, Shakeproof, on Setscrews	C723/A	4	Washer, Shakeproof, on Setscrews	C724	4
Washer, Plain, under Shakeproof Washers	AW102/T	4	Washer, Plain, under Shakeproof Washers	FW104/T	4
Nut, securing Lock	UFN119/L	2	Shim for Striker	BD11321	A/R
2. Bracket mounting Boot Lid Lock	BD16202	1	6. "E" Type Emblem on Boot Lid	BD27666	1
Nut, securing Bracket	UFN119/L	4	7. "Jaguar" Emblem on Boot Lid	BD26762	1
Washer, Shakeproof, under Nuts	C723/A	4	8. "4.2" Emblem on Boot Lid	BD26766	1
Washer, Plain, under Shakeproof Washers	AW102/T	4	9. Friction Bush, securing Emblems to Boot Lid	BD25659	8
3. Control Cable Assembly for release of Boot Lid Lock	BD27158	1	10. Seal (Neoprene) for Boot Lid	BD25715/1	1
Locking Barrel	BD27975	1	11. Drain Tube at RH side of Boot Lid Aperture	BD23335	1
4. Clamp, for Outer Cable	BD16213	1	12. Drain Tube at LH side of Boot Lid Aperture	BD659/12	1
Screw, Set, securing Outer Cable to Clamp	UFS119/3R	1	13. Drain Tube for Petrol Filler Box	BD659/13	1
Nut, securing Clamp to Bracket	UFN119/L	1			
Washer, Shakeproof, under Nut	C723/A	1			
Clip, for Outer Cable	C18461	1			

REAR BUMPERS & BOOT FITTINGS: OTS

14. Clip, securing Drain Tube	C15886/8	2	21. Chrome Beading at RH side of Rear Number Plate Panel	BD19092/1	1
Rubber Buffer, cushioning Petrol Filler Lid	BD22536	2	22. Chrome Beading at LH side of Rear Number Plate Panel	BD19092/2	1
Cover Plate, in Boot Floor Top Panel, over Rear Suspension	BD18492	1	23. Joint Piece for Beadings	BD24183	1
Seal (Rubber) under Cover Plate	BD18493	1	Screw, Self-Tapping, securing Joint Piece	DAC404/6C	1
Screw, Self-Tapping, securing Cover Plate	DJZ410/8C	7	24. Sealing Plate at front of RH Rear Wheel Arch	C18921	1
15. Spring Latch, on Top Panel, fixing RH Boot Floorboard	BD19053	1	25. Sealing Plate at front of LH Rear Wheel Arch	DZZ406/8C	4
Pop Rivet, securing Spring Latch	BD1814/1	2	26. Sealing Plate at rear of RH Rear Wheel Arch	BD6581	4
16. RH Floorboard Assembly in Boot	U1058	1	27. Sealing Plate at rear of LH Rear Wheel Arch	BD25192	1
Stud, fixing Floorboard	BD10958	1	28. Sealing Plate, Upper, for RH Rear Wheel Arch	BD25200	1
Washer, Shakeproof, on Stud	C723/A	1	29. Sealing Plate, Upper, for LH Rear Wheel Arch	BD25201	1
Tee Nut, receiving Stud	BD9909/5	1	Pop Rivet, securing Sealing Plates	BD25198	1
Spring Clip, retaining RH Floorboard to Body at rear	BD19054	1	30. Bar Assembly only, for RH Rear Bumper	BD25199	1
Pop Rivet, securing Spring Clip	BD1814/1	3	Bar Assembly only, for LH Rear Bumper	BD25363	1
17. LH Floorboard Assembly in Boot	U1058	1	31. Over Rider Assembly, on RH Rear Bumper	BD25364	1
Support Strip, at edge of LH Floorboard	BD19055	1	Over Rider Assembly, on LH Rear Bumper	BD11712/1	22
Woodscrew, securing Support Strip	MJ208/3R	6	32. Beading (P.V.C.) between Over Rider and Rear Bumper	BD28715	1
Rubber Buffer, in Support Strip	BD4321	3	Bolt, securing Over Rider to Rear Bumper	BD28716	1
Screw, Self-Tapping, securing LH Floorboard at front	DJZ510/14C	2	Washer, Spring, on Bolt	BD15887	1
Cup Washer, on Self-Tapping Screws	BD18545	2	Washer, Plain, under Spring Washer	BD15888	1
Screw, Self-Tapping, securing LH Floorboard at rear	DJZ110/14C	1	Grip Nut, in Over Rider, receiving Bolt	BD19135	1
Washer, Special, on Self-Tapping Screw	BD541/34	1	Screw, Set, securing Rear Bumpers to Body	BD19136	1
18. Spare Wheel Clamp Assembly	BD11007/1	1	Washer, Spring, on Setscrews	209K	2
Handle, operating Spare Wheel Clamp	BD10637	1	Washer, Plain, under Spring Washers	UFB137/23R	2
Screw, in Handle	BD11008/1	1	Screw, Set, securing Rear Bumpers to Body	FG106/X	2
Mills Pin, locking Screw in Handle	C704/1	1	Nut, securing Rear Bumpers to Body	FW106/T	2
Clamp Plate, holding Spare Wheel	BD10639	1	Washer, Spring, on Setscrews and under Nuts	BD11006	2
19. Casing at RH side of Boot	BD27848	1	Washer, Plain, under Spring Washers	UFS131/6R	2
20. Casing at LH side of Boot	BD27849	1	Washer, Special, under Spring Washers	FG105/X	2
Screw, Self-Tapping, securing Side Casings	DAC604/8C	8	Spacer (Aluminium) at Rear Bumper mountings	FW105/T	2
Cup Washer, on Self-Tapping Screws	BD532/1	8	33. Seal (Rubber) between Rear Bumpers and Body	UFS137/10R	2
Mat Assembly on Boot Floor	BD27902	1			
Button, fixing Mat to Boot Floor	BD1286/1	4			
Socket, securing Buttons to Mat	BD1286/2	4			
Stud, receiving Buttons	BD1286/3	4			
Screw, Self-Tapping, securing Studs to Boot Floor	DAZ504/8C	4			

CONVERTIBLE TOP: OTS

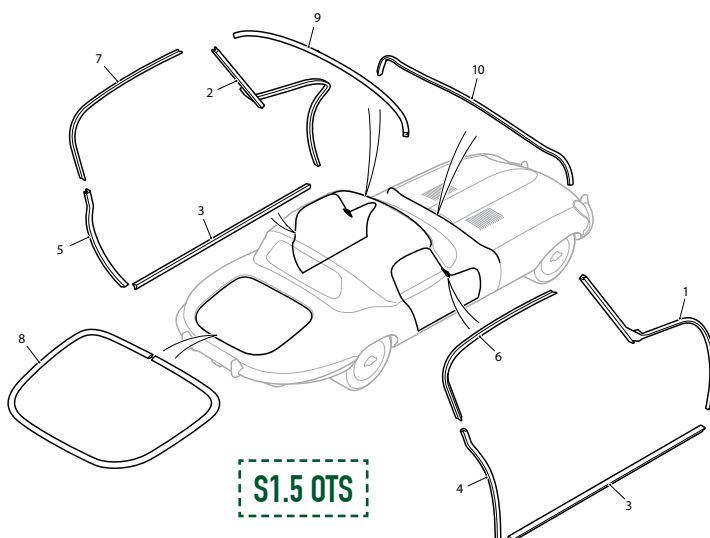
1. Hood Sticks Assembly	BD32851	1	Tacking Strip, RH, for Hood Fixing	BD20141	1
Bolt, securing No. 1 Link to Canopy Panel	BD33434	4	Tacking Strip, LH, for Hood Fixing	BD20140	1
Stop Stud, on No. 2 Links	BD19492	2	Tacking Strip, Centre, for Hood Fixing	BD20142	1
Locknut, on Stop Studs	UFN225/L	2	Screw, Self-Tapping, securing Tacking Strips	DA404/8C	14
Pivot Bolt, joining No. 1 Link to No. 2 Link	BD20359	2	Fillet, on RH Tonneau Side	BD20460	1
Dome Nut, on Pivot Bolts	BD19259	2	Fillet, on LH Tonneau Side	BD20461	1
Pivot Bolt, joining No. 3 Link to Main Sticks	BD19193	2	Screw, Self-Tapping, securing Fillets	DA506/12C	6
Pivot Bolt, joining No. 6 Link to Main Sticks	BD21193	2	8. Chrome Beading, at front edge of Canopy Panel	BD20099	1
Washer (Brass), on Pivot Bolts	BD541/22	2	9. Clip, securing Chrome Beading	BD16794	20
Washer (Brass), on Pivot Bolts	BD541/23	6	Seal, Canopy Panel to Windscreen (55" long)	BD17413	1
Bolt, securing No.1 Link to Canopy	BD33434/1	4	Seal, on RH Cantrail	BD21799	1
Washer, Shakeproof, on Bolts	C724	4	Seal, on LH Cantrail	BD21800	1
Washer, Special, under Shakeproof Washers	BD541/32	4	Retainer Assembly, on RH Front Cantrail	BD19255	1
2. Cantrail Channel, LH Front	BD19249	1	Retainer Assembly, on LH Front Cantrail	BD19254	1
Cantrail Channel, RH Front	BD19250	1	Retainer Assembly, on RH Rear Cantrail	BD19257	1
3. Cantrail Channel, LH Rear	BD19249/1	1	Retainer Assembly, on LH Rear Cantrail	BD19256	1
Cantrail Channel, RH Rear	BD19250/1	1	Pop Rivet, securing Retainers to Cantrails	BD1814/2	14
Setscrew, securing Cantrail Channels to Hood Stick Links	UFS519/4H	10	10. Chrome Beading, on Tonneau	BD28275	1
Nut, on Setscrews	UFN119/L	10	Screw, Self-Tapping, securing Chrome Bead	DAC604/10C	8
Washer, Shakeproof, under Nuts	C723/A	10	Screw, Self-Tapping, securing Chrome Bead	DAC604/14C	2
Washer, Special, on Setscrews	BD541/28	10	Hood Piping, PVC, under Beading, (70" long)	BD18288	1
Washer, Plain, on Setscrews	AW102/T	4	11. Hook Plate, under Beading, for fixing Hood Envelope	BD20658	4
4. Main Head Pillar Assembly, LH	BD19367	1	Screw, Self-Tapping, securing Hook Plates	DAC504/8C	8
Main Head Pillar Assembly, RH	BD19368	1	12. Outer Toggle Clamp Assembly, securing Hood at Windscreen	BD32776	2
Setscrew, securing Main Head Pillars to Main Stick	UCS513/4H	4	Hook, for Toggle Clamp	BD15912	2
Cup Washer, on Setscrews	BD532/1	4	Locknut, for Hook	BD20892	2
Setscrew, securing Main Head Pillars to Main Stick	UFS419/3H	4	Setscrew, Chrome, securing Toggle Clamps	BD17546/2	4
Washer, Shakeproof, on Setscrews	C723/A	4	Washer, Shakeproof, on Setscrews	C724	4
Washer, Plain, under Shakeproof Washers	AW102/T	4	Washer, Chrome, on Setscrews	BD451/32	4
5. LH Pivot Bracket Assembly, for Main Stick	BD19458	1	13. Chrome Capping and Socket, at top of LH Windscreen Pillar	BD28909	1
RH Pivot Bracket Assembly, for Main Stick	BD20657	1	Chrome Capping and Socket, at top of RH Windscreen Pillar	BD28908	1
Nut, securing Pivot Brackets to Wheel Arches	UFN131/L	4	Setscrew, Chrome, securing Cappings to sides of Pillars	BD15534/3	2
Washer, Shakeproof, under Nuts	C725	4	Setscrew, Chrome, securing Cappings to tops of Pillars	BD16940/2	2
Washer, Plain, under Shakeproof Washers	FW105/T	4	14. Centre Toggle Clamp Assembly, securing Hood at Windscreen	BD32773	1
Shim, for adjustment of Pivot Brackets	BD23469	A/R	Hook, for Toggle Clamp	BD15912	1
Bolt, Special, pivoting Main Sticks	BD19160	2	Locknut, for Hook	BD20892	1
Bolt, Special, securing Control Link to Body	BD19393	2	Setscrew, Chrome, securing Toggle Clamps	BD13713/4	2
Washer (Brass), on Special Bolts	BD541/30	8	Setscrew, Chrome, securing Toggle Clamps	BD13713/6	2
6. Chrome Drip Moulding, on LH Main Head Pillar Assembly	BD19293	1	Washer, Chrome, on Setscrews	BD451/32	4
Chrome Drip Moulding, on RH Main Head Pillar Assembly	BD19294	1	15. Chrome Socket, receiving Centre Toggle Hook	BD20857	1
Screw, Self-Tapping, securing Drip Mouldings	DAJ404/8C	12			
7. Hood Cloth Assembly, complete	BD32073	1			
Socket, on Hood Cloth, for LTD Fasteners	BD568/1	2			
Clinch Plate, securing Sockets to Hood Cloth	BD568/2	2			



16. Stabiliser Rod, between Socket at top of Windscreen and Bracket on Dash	BD32948	1	Tenax Fastener, fixing Hood Envelope	BD3822	2
Nut, locking Stabilizer Rod and Bracket	UFN225/L	1	Stud, on Rear Bulkhead, for "Lift the Dot" Fasteners	BD4076	2
Washer, Shakeproof, under nut	C724	1	Nut, securing Studs	AN102/L	2
17. Bracket Assembly, receiving Stabiliser Rod	BD24544	1	Washer, Shakeproof, under Nuts	C723	2
Setscrew, securing Bracket to Dash	UFS119/5R	2	21. LH Mounting Bracket Assembly, for Hardtop	BD23761	1
Nut, on Setscrew	UFN119/L	2	RH Mounting Bracket Assembly, for Hardtop	BD23760	1
Washer, Spring, under Nuts	AG102/X	2	Special Bolt (Chrome), for securing Hardtop	BD23762	2
Washer, Plain, on Setscrew	AW102/T	4	Tenax Stud, fixing Hood Envelope	BD23608	2
18. Strap Assembly, fixing Hood when folded	BD20660	2	Washer, Shakeproof, on Stud	C723/A	2
Socket, on Straps, for 'Lift the Dot' Fasteners	BD20674	2	Setscrew (Chrome Countersunk), securing Mounting Brackets to Shut Pillars	BD5552/8	4
Clinch Plate, securing Sockets to Straps	BD568/2	2	Setscrew (Cheese Head) securing Mounting Brackets to Shut Pillars	BD20092/2	2
19. Chrome Bezel, in Canopy Panel, for Straps	BD20659	2	Washer, Shakeproof, on Setscrews	C723/A	2
Setscrew, securing Straps to Canopy Rail	BD13713/7	2	Washer, Special, under Shakeproof Washers	C3562	2
Washer, on Setscrews	C2017/2	2	Tenax Fastener Assembly, complete	BD3822	2
Spacer, on Setscrews	BD20781	2	Button Only (Tenax No. 31)	BD3822/1	2
"Lift the Dot" Stud, securing Straps	BD1750	2	Nut, securing Buttons (Tenax No. 32)	BD3822/2	2
20. Envelope Assembly, covering Hood when folded	U2074/M	1	Stud, receiving Buttons	BD23608	2
Socket, on Envelope, for "Lift the Dot" Fasteners	BD568/1	3	Washer, Shakeproof, on Studs	C723/A	2
Clinch Plate, securing Sockets	BD568/2	3			

RUBBER SEALS: OTS

1. Rubber Seal, for RH 'A' Post	BD25716	1
2. Rubber Seal, for LH 'A' Post	BD25717	1
3. Rubber Seal, for Door Sills	BD24789	2
4. Rubber Seal, for RH Door Shut Pillar	BD25898	1
5. Rubber Seal, for LH Door Shut Pillar	BD25899	1
6. Rubber Seal, on RH Cantrail and Hood Pillar	BD21800	1
7. Rubber Seal, on LH Cantrail and Hood Pillar	BD21800	1
8. Rubber Seal, for Boot Lid		
S1 3.8 on Boot Lid	BD18055/1	1
S1 4.2 & S2 on Body	BD33417/1	1
9. Rubber Seal, for Canopy Rail to top of Windscreen	BD37782/1	1
10. Rubber Seal, for rear edge of Bonnet	BD20903/1	1



FRONT BUMPER & HEADLAMP CHROMES: FHC

(SEE DIAGRAM ON PAGE 339)

1. Chrome Finisher, Outer, around RH Headlamp Aperture	BD31130	1	13. Bar Assembly only, for RH Front Bumper	BD29370	1
Chrome Finisher, Outer, around LH Headlamp Aperture	BD31131	1	14. Bar Assembly only, for LH Front Bumper	BD29371	1
2. Chrome Finisher, Inner, around RH Headlamp Aperture	BD31132	1	15. Over Rider Assembly, on RH Front Bumper	BD19111	1
Chrome Finisher, Inner, around LH Headlamp Aperture	BD31133	1	16. Over Rider Assembly, on LH Front Bumper	BD19112	1
3. Joint Finisher (Chrome), for Headlamp Apertures	BD31129	2	17. Beading (P.V.C.) between Over Rider and Front Bumper	209K	2
4. Screw, Self-Tapping, (Stainless) securing Joint Finishers	DA008/85	2	Bolt, securing Over Rider to Front Bumper	UFB137/16R	2
5. Rivet Clip, securing Chrome Finishers	BD31095/2	18	Washer, Spring, on Bolt	FG106/X	2
6. Washer, Plain, under Rivet Clips	AW102/T	18	Washer, Plain, under Spring Washer	FW106/T	2
7. Finisher Bead (PVC), under Chrome Finishers	BD31252	2	Grip Nut, in Over Rider, receiving Bolt	BD11006	2
Chrome Motif Assembly, above RH Headlamp Aperture	BD28422	1	18. Extension Assembly, fixing Motif Bar	BD19113	2
8. Chrome Motif Assembly, above LH Headlamp Aperture	BD28423	1	Screw, Set, securing Extension to Over Rider	UFS125/6R	4
9. Screw, Self-Tapping, securing Motif Assemblies	DAZ806/6C	4	Washer, Shakeproof, on Setscrews	C724	4
Finisher Panel Assembly, in RH Headlamp Recess	BD28428	1	Washer, Plain, under Shakeproof Washers	FW104/T	4
10. Finisher Panel Assembly, in LH Headlamp Recess	BD28429	1	Screw, Set (Outer) securing Front Bumpers to Bonnet	BD9604/4	2
Drain Tube (PVC) for Finisher Panels	BD28539	2	Screw, Set (Inner) securing Front Bumpers to Bonnet	BD9604/6	2
11. Chrome Beading, in Bonnet Joint at rear of Motif Assemblies	BD19029/4	2	Washer, Spring, on Setscrews	FG106/X	4
12. Clip (Brass), securing Chrome Beadings	BD19030	14	Washer, Plain, on under Spring Washers	FW106/T	4
			Seal, between Front Bumper Brackets and Bonnet	BD28523	4
			19. Seal, between Front Bumpers and Bonnet (31" long)	BD18947/3	2
			20. Clip, securing Rubber Seals	BD10313	4

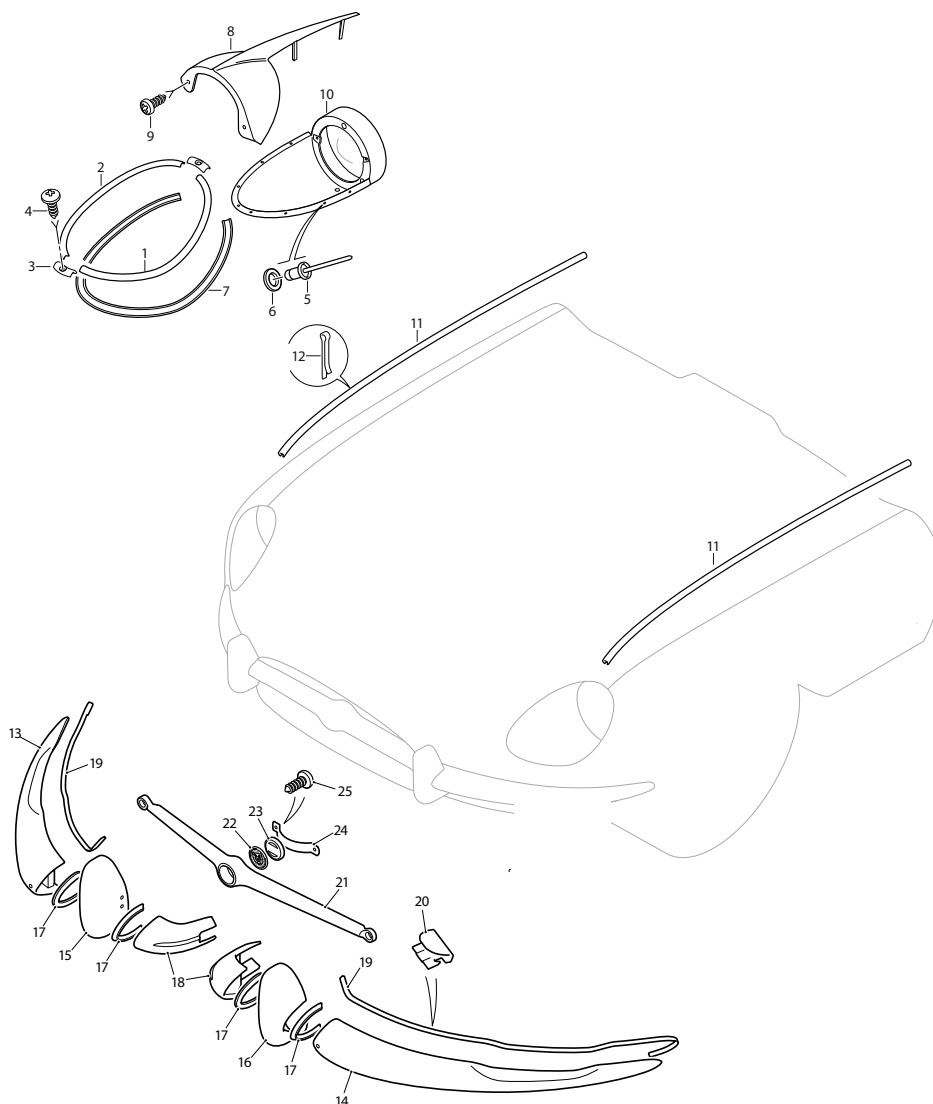
FRONT BUMPER & HEADLAMP CHROMES: FHC

HEADLAMP 'EYEBROWS'

LH BD28422

RH BD28423

Made in-house by the SNG Barratt workshop team, using original Jaguar specification moulding templates to ensure 100% fit.

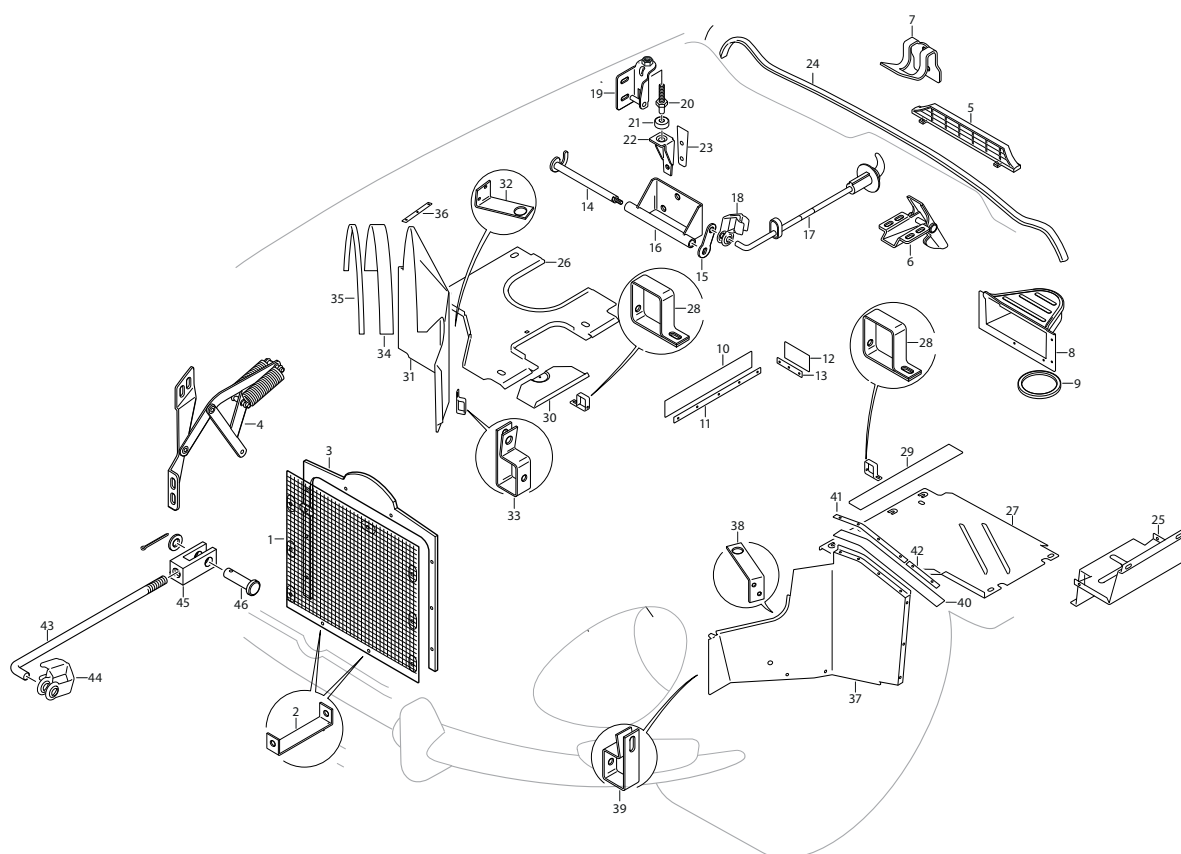


S1.5 FHC

(CONTINUED FROM PAGE 338)

21. Motif Bar in Air Intake Aperture	BD17700/1	1	22. Motif	C16336	1
Rubber Mounting, between Motif Bar and Bumper Extensions	BD24448	2	23. Backing Piece, behind Motif	BD19033	1
Nut, Self-Locking, securing Motif Bar to Rubber Mountings	C8737/1	2	24. Spring Clip, retaining Motif	BD19034	1
Washer, Plain, under Self-Locking Nuts	FW104/T	2	25. Screw, Self-Tapping, securing Spring Clip	BD11501	2

BONNET FITTINGS: FHC



S1.5 FHC

1. Stone Guard Assembly behind Bonnet Air Intake Aperture	BD31984	1	4. RH Bonnet Balance Link Assembly	BD20016	1
Screw, Set, securing Stone Guard to Bonnet	BD20150/3	8	LH Bonnet Balance Link Assembly	BD20017	1
Washer, Shakeproof, on Setscrews	C723/A	8	Spring, on Bonnet Balance Link	BD19972	4
Washer, Special, under Shakeproof Washers at side fixings	BD541/34	6	Washer (Brass) on each side of Spring eyes	BD20013/4	16
Washer, Plain, under Shakeproof Washers at top fixings	AW102/T	2	Split Pin, retaining Springs	L102/6U	8
2. Bracket, for lower fixing of Stone Guard	BD20579	2	Screw, Set, securing Balance Links to Bonnet	BD8291/2	8
Screw, Set, securing Brackets and Stone Guard	UFS125/4R	4	Washer, Shakeproof, on Setscrews	C724	8
Nut, on Setscrews	UFN125/L	4	Washer, Special, under Shakeproof Washers	BD541/20	8
Washer, Shakeproof, under Nuts	C724	4	Shouldered Bolt, securing Balance Links to Front Frame	BD19736	2
Washer, Plain, under Shakeproof Washers	FW104/T	4	Washer (Brass) on Bolts	BD20013/1	2
3. Frame Assembly for fixing of Stone Guard	BD31976	1	Washer (Brass) on Bolts	BD20013/2	2
Felt Strip, at top of Frame (23" long)	BD19031	1	Nut, Self-Locking, on Bolts	C8667/1	2
Screw, Self-Tapping, securing Frame to Bonnet	DAZ814/10C	6	5. Grille for Air Outlet at rear edge of Bonnet	BD19178	1
Washer, Special, on Self-Tapping Screws	BD542/3	6	Thread-Cutting Fix, securing Grille to Bonnet	BD17290	2
			Screw, Set, securing Grille to Bonnet	UFS419/4H	2
			Washer, Shakeproof, on Setscrews	C723/A	2

BONNET FITTINGS: FHC

6. Bonnet Safety Catch Assembly	BD20315	1	18. Clip, securing Operating Rods to Locking Hooks	C13806	1
Spring, on Safety Catch	BD20318	1	"O" Ring, preventing Vibration of Operating Rods	BD28607	
Clevis Pin, through Safety Catch	J103/15S	1	19. Bracket Assembly, on RH Bonnet Side Panel, engaging Locking Hook	BD19905	1
Split Pin, retaining Clevis Pin	L102/4U	1	Bracket Assembly, on LH Bonnet Side Panel, engaging Locking Hook	BD19906	1
Washer, Special, behind Split Pin	BD541/28	1	Screw, Set, securing Brackets to Bonnet Side Panels	BD18307/2	4
Screw, Set, securing Safety Catch to Bonnet	UFS419/3H	4	Washer, Shakeproof, on Setscrews	C724	4
Washer, Shakeproof, on Setscrews	C723/A	4	Washer, Special, under Shakeproof Washers	BD541/6	4
Tapped Plate, receiving Setscrews	BD20319	1	20. Locating Peg, on Brackets	BD19896	2
7. Bracket Receiving Safety Catch	BD20320	1	Nut, locking Locating Pegs to Brackets	UFN231/L	2
Screw, Set, securing Bracket to Scuttle	BD18307/3	2	21. Rubber Buffer, on Locating Pegs	BD19936	2
Washer, Shakeproof, on Setscrews	C724	2	22. Bracket, on Dash, receiving Locating Pegs	BD19917	2
8. Extension Assembly, at rear of LH Bonnet Duct, for Heater Air Intake	BD19730	1	Screw, Set, securing Brackets to Dash	BD8291/2	4
9. Seal (Rubber) for Air Intake Extension	BD23657	1	Washer, Shakeproof, on Setscrews	C724	4
Screw, Self-Tapping, securing Extension to Bonnet	DAZ814/12C	6	23. Gasket, under Locating Brackets	BD25649	2
Washer, Spring, on Self-Tapping Screws	FG104/X	6	24. Rest Rubber for rear edge of Bonnet (70" Long)	BD20903/1	1
Washer, Special, under Spring Washers	BD542/3	6	25. Carrier Bracket For Battery Tray	BD15165	1
10. Seal (Rubber) between Bonnet LH Valance and Frame Side Member	BD20816/1	1	Screw, Set, securing Carrier Bracket to LH Sill	UFS125/4R	5
11. Fixing Strip, for Rubber Seal	BD20735	1	Nut, on Setscrews	UFN125/L	5
12. Seal (Rubber) between Bonnet LH Rear Diaphragm and Frame Side Member	BD20816/2	1	Washer, Spring, under Nuts	FG104/X	5
13. Fixing Strip, for Rubber Seal	BD20736	1	Washer, Plain, under Spring Washers	FW104/T	5
Pop Rivet, securing Fixing Strips	BD1814/6	8	26. RH Undershield for Front Frame	BD20048	1
14. RH Locking Hook Assembly For Bonnet	BD19890	1	27. LH Undershield for Front Frame	BD27427	1
LH Locking Hook Assembly for Bonnet	BD19891	1	28. Bracket, fixing Undershields to Front Frame	BD20049	4
15. Lever, on Locking Hook Shaft	BD19894	2	Screw, Set, securing Brackets and Undershields to Front Frame	UFS125/5R	4
Nut, securing Levers	C8737/1	2	Nut, on Setscrews	UFN125/L	4
16. Mounting Bracket Assembly for Locking Hooks	BD19883	2	Washer, Shakeproof, under Nuts	C724	4
Screw, Set, securing Mounting Brackets to Dash	BD18307/2	6	Washer, Plain, under Shakeproof Washers	FW104/T	4
Washer, Shakeproof, on Setscrews	C724	6	Spire Nut, fixing Undershields to Sills and Mudshields	BD8536/8	9
17. Handle And Rod Assembly, operating RH Locking Hook	BD19977	1	Screw, Self-Tapping, securing Undershields to Sills and Mudshields	DJJ410/8C	9
Handle only	BD19903	1	Washer, Plain, on Self-Tapping Screws	AW102/T	9
Escutcheon	BD19904	1	29. Seal (Canvas/Rubber) for LH Undershield	BD25541	1
Seal (Neoprene) on Operating Rod	BD19895	1	30. Cover Plate, sealing Oil Cleaner Access Aperture in RH Undershield	BD25246	1
Screw, Self-Tapping, securing Escutcheons to Body	DJC008/12C	2	Screw, Self-Tapping, securing Cover Plate	DAZ810/10C	1
Speed Nut, on Self-Tapping Screws	BD8633/8	2	Fibre Washer, retaining Self-Tapping Screw	BD25247	1
Handle and Rod Assembly, operating LH Locking Hook	BD19978	1	Plastic Bush, in Undershield, receiving Self-Tapping Screw	BD25250	1
Handle only	BD19903		31. RH Mudshield Assembly	BD19522	1
Escutcheon	BD19904	2	32. Bracket, upper, fixing RH Mudshield	BD20425	1
Seal (Neoprene) on Operating Rod	BD19895	1	33. Bracket, lower, fixing RH Mudshield	BD20426	1
Screw, Self-Tapping, securing Escutcheons to Body	DJC008/12C	2	Pop Rivet, securing Brackets to Mudshield	BD11712/1	4
Speed Nut, on Self-Tapping Screws	BD8633/8	2			

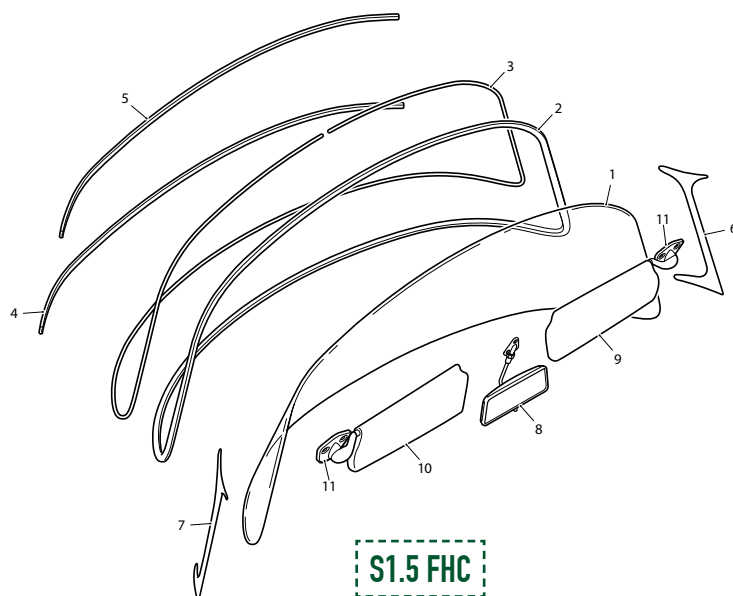
BONNET FITTINGS: FHC

(CONTINUED FROM PAGE 341)

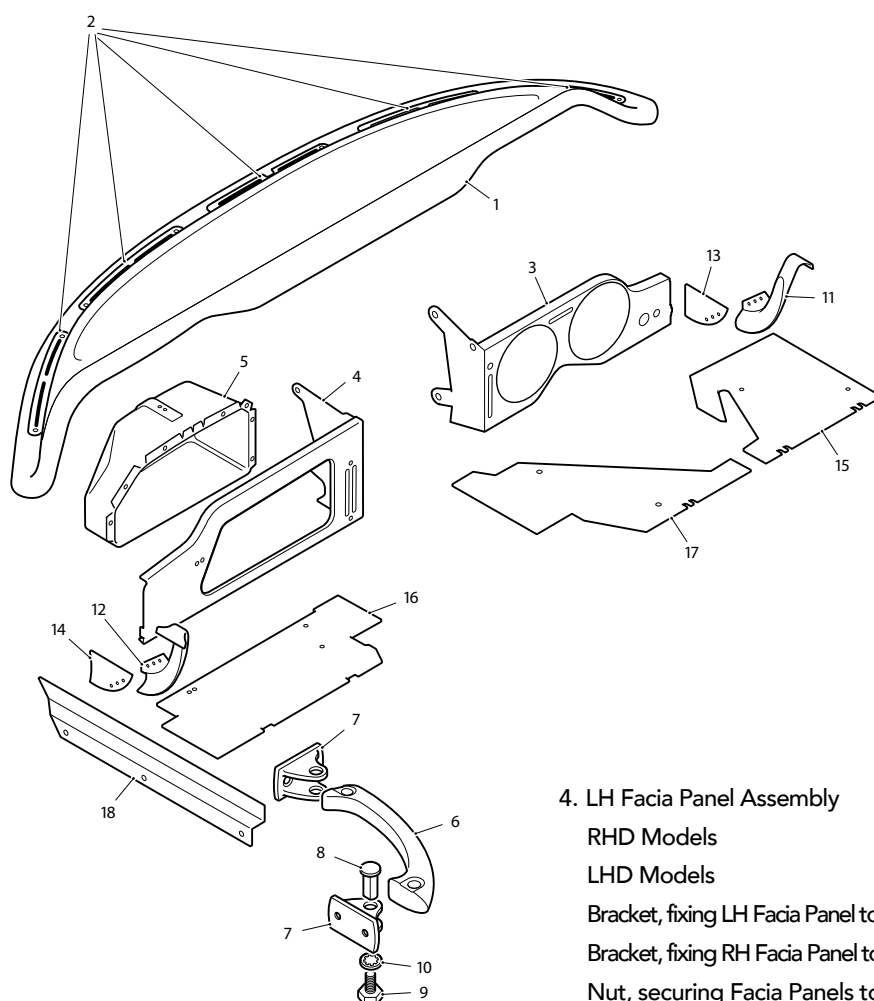
34. Seal (Rubber) for RH Mudshield (33" long)	BD20434/1	1	Plug (Black PVC) sealing Redundant Holes in Dash	BD19717	3
35. Fixing Strip, securing Seal to RH Mudshield	BD20429	1	Rubber Plug, sealing Aperture in Bonnet Front Under Panel	BD20989	1
36. Fixing Strip, securing Seal to RH Sill	BD20427	1	Pivoted Carrier Bracket Assembly, for Front Number Plate	BD20934	1
Pop Rivet, securing Fixing Strips and Seals	BD1814/6	14	Nut, securing Bracket to Bonnet Front Under Panel	UFN125/L	2
37. LH Mudshield Assembly	BD27425	1	Washer, Shakeproof, under Nuts	C724	2
38. Bracket, upper, fixing LH Mudshield	BD20424	1	Packing Block (Aluminium) at fixings of Bracket	BD20939	2
39. Bracket, lower, fixing LH Mudshield	BD20426	1	43. Control Rod, operating Pivoted Carrier Bracket when Bonnet is moved	BD20936	1
Pop Rivet, securing Brackets to Mudshield	BD11712/1	4	44. Clip, securing Control Rod to Bracket	C13806	1
40. Seal (Rubber) for LH Mudshield	BD20434/2	1	Grommet, in Bonnet Front Under Panel, for Control Rod	C4548	1
41. Fixing Strip, securing Seal to LH Mudshield	BD20428	1	45. Fork End, connecting Control Rod to Bracket on Front Sub-Frame	BD20937	1
42. Fixing Strip, securing Seal to LH Sill	BD20427	1	Nut, locking Fork End to Control Rod	UFN125/L	1
Pop Rivet, securing Fixing Strips and Seal	BD1814/6	11	46. Clevis Pin, securing Fork End to Bracket on Front Sub-Frame	J103/10S	1
Screw, Set, securing Mudshields to Front Frame and Sills	UFS125/5R	10	Split Pin, retaining Clevis Pin	L102/4U	1
Washer, Special, on Setscrews	BD541/20	10	Washer, Plain, behind Split Pin	AW102/T	1
Nut, on Setscrews	UFN125/L	10			
Washer, Shakeproof, under Nuts	C724	10			

WINDSCREEN GLASS: FHC

1. Windscreen Glass		
Clear	BD19360	1
Tinted	BD19360/1	1
2. Seal (Rubber) around Windscreen Glass	BD20499	1
3. Insert (Rubber) for Seal	BD19359	1
4. Chrome Finisher, at bottom edge of Windscreen	BD20562	1
5. Chrome Finisher, at top edge of Windscreen	BD20563	1
6. Chrome Finisher, at RH edge of Windscreen	BD19561	1
7. Chrome Finisher, at LH edge of Windscreen	BD19562	1
8. Interior Mirror Assembly	C28516	1
Boss, on Windscreen, for fixing of Mirror	BD32397	1
Plastic Screw, fixing Mirror to Boss	BD28475	1
9. RH Sun Visor Assembly	BD21365	1
10. LH Sun Visor Assembly	BD21366	1
Screw, Set, securing Sun Visors to Body	BD13642/5	4
11. Sunvisor Bracket Set	BD21129AS	1
Licence Holder on Windscreen	BD21181	1



SCREEN RAIL & FACIA PANELS: FHC



S1.5 FHC

1. Screen Rail Facia	BD23832	1	4. LH Facia Panel Assembly		
Bezel, for centre Demister Slot	BD20632	1	RHD Models	BD19643	1
Bezel, for intermediate Demister Slots	BD20591	2	LHD Models	BD19645	1
Bezel, for outer Demister Slots	BD20592	2	Bracket, fixing LH Facia Panel to Dash Side	BD19241	1
Screw, Self-Tapping, securing Bezels	DAJ606/10C	10	Bracket, fixing RH Facia Panel to Dash Side	BD19242	1
2. Demister Vent Set	SBS2058	1	Nut, securing Facia Panels to Brackets	UFN119/L	4
Nut, securing Screen Rail Facia	UFN119/L	4	Washer, Shakeproof, under Nuts	C723/A	4
Washer, Shakeproof, under Nuts	C723/A	4	Washer, Plain, under Shakeproof Washers	AW102/T	4
Washer, Plain, under Shakeproof Washers	AW102/T	4	Screw, Set (Wedgelock) securing Facia panels at upper centre	BD20861/1	4
Bracket, for RH outer fixing of Screen Rail Facia	BD21182	1	Screw, Set, securing Facia Panels at lower centre	UFS119/3R	2
Bracket, for LH outer fixing of Screen Rail Facia	BD21183	1	Nut, on Setscrews	UFN119/L	2
Bracket, for RH inner fixing of Screen Rail Facia	BD20565	1	Washer, Shakeproof, under Nuts	C723/A	2
Bracket, for LH inner fixing of Screen Rail Facia	BD20566	1	Washer, Plain, under Shakeproof Washers	AW102/T	2
Screw, Set (Wedgelock) securing inner Brackets	BD20861/1	4	5. LH Cubby Box		
3. RH Facia Panel Assembly			RHD Models	BD19699	1
RHD Models	BD19644	1	LHD Models	BD19698	1
LHD Models	BD19646	1	Fixing Strip, securing Cubby Box to Facia Panel at top	BD20605	1
			Nut, securing Fixing Strip	UFN119/L	2
			Washer, Shakeproof, under Nuts	C723/A	2
			Rivet, Bifurcated, securing Cubby Box at bottom	BD524/10	2
			Distance Piece, on Rivets	C1094	2
			6. Grab Handle Assembly at Side of Dash		
			RHD Models	BD24933	1
			LHD Models	BD29432	1

SCREEN RAIL & FACIA PANELS: FHC

(CONTINUED FROM PAGE 343)

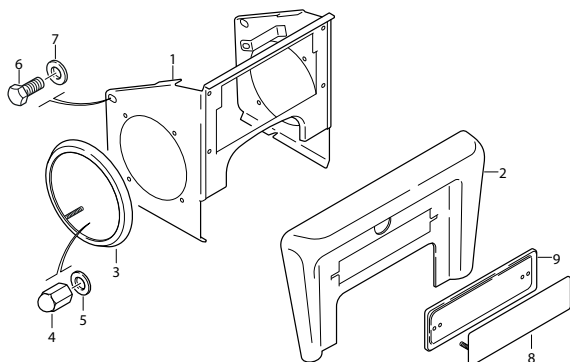
7. Anchor Bracket, fixing Grab Handle to Facia Panel and Dash Side	BD24857	2	14. Trim Panel Assembly, forward of RH Chrome Finisher	BD26444	1
Screw, Set, securing Anchor Bracket to Facia Panel	UFS519/4H	2	Screw, Self-Tapping, securing Trim Panels	DAC604/10C	4
Nut, on Setscrews	UFN119/L	2	Cup Washer, on Self-Tapping Screws	BD532/1	4
Washer, Shakeproof, under Nuts	C723/A	2	15. RH Scuttle Top Casing Assembly		
Washer, Special, under Shakeproof Washers	C5203/1	1	RHD Models	BD20462	1
Screw, Self-Tapping, securing Anchor Bracket to Dash Side	DAC508/12C	2	LHD Models	BD20464	1
8. Hollow Bolt, retaining Grab Handle in Anchor Brackets	BD24858	2	16. LH Scuttle Top Casing Assembly		
9. Bolt, Special, securing Hollow Bolts	BD20639	2	RHD Models	BD20463	1
10. Washer, Shakeproof, on Special Bolts	C739	2	LHD Models	BD20465	1
11. Chrome Finisher, between RH Facia Panel and Windscreen Pillar	BD24950	1	17. Centre Scuttle Top Casing Assembly		
12. Chrome Finisher, between LH Facia Panel and Windscreen Pillar	BD24951	1	RHD Models	BD20470	1
Screw, Self-Tapping, securing Chrome Finishers	DAZ404/10C	2	LHD Models	BD20471	1
13. Trim Panel Assembly, forward of RH Chrome Finisher	BD26445	1	Screw, Self-Tapping, securing Casings	DAC604/14C	2
			Cup Washer, on Self-Tapping Screws	BD532/1	2
			Screw, Self-Tapping, securing Casings	DJN608/8C	3
			Cup Washer, on Self-Tapping Screws	BD532/3	3
			Spire Nut, on Self-Tapping Screws	BD8536/6	3
			18. Cover Assembly, protecting Wiring Harness at LH Side of Dash	BD20728	1
			Screw, Self-Tapping, securing Cover	DZZ406/6C	2

RADIO PANEL & GEARBOX TUNNEL: FHC

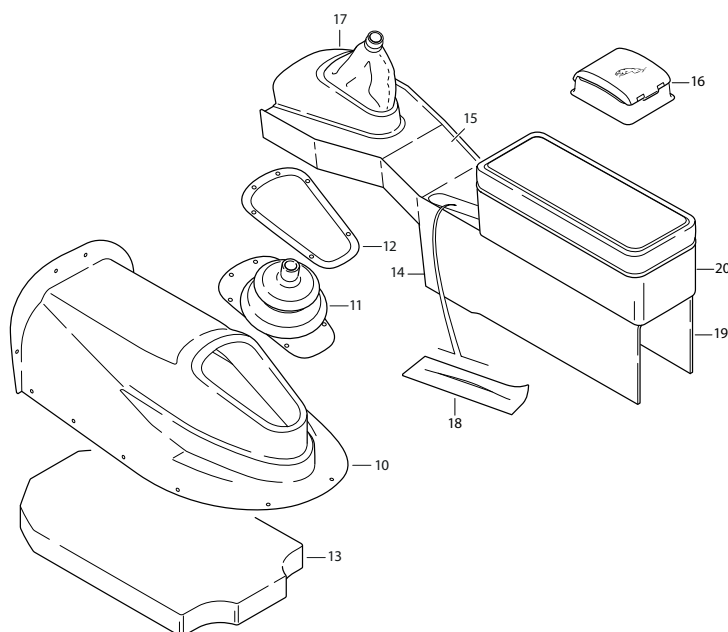
(SEE DIAGRAM ON PAGE 345)

1. Front Finisher Panel Assembly above Gearbox Tunnel	BD32658	1	7. Trim Panel Assembly in Radio Control Unit Aperture	BD20722	1
2. Face Panel Assembly, for Front Finisher Panel	BD32506	1	Nut, securing Trim Panel to Front Finisher Panel	UFN119/L	2
Spire Nut, securing Face Panel	BD12709	4	Washer, Shakeproof, under Nuts	C723/A	2
3. Grille, in Loudspeaker Apertures	BD25350	2	Washer, Special, under Shakeproof Washers	BD541/13	2
Dome Nut, securing Grilles	BD26892	8	8. Base Plate and Surround (Chrome Plated) for Radio Aperture Finisher Panel	BD17354	1
Washer, Shakeproof, under Dome Nuts	C722	8	9. Gearbox Cover	BD27463	1
Washer, Plain, under Shakeproof Washers	AW102/T	8	Seal (Plastozote) between Gearbox Cover front flange and Dash	BD26122	A/R
Trim Panel Assembly, at RH side of Front Finisher	BD26202	1	Screw, Self-Tapping, securing Gearbox Cover	DJZ410/10C	12
Trim Panel Assembly, at LH side of Front Finisher	BD26203	1	Washer, Special, on Self-Tapping Screws	BD542/3	12
Screw, Self-Tapping, securing Ash Tray to Front Finisher Panel	DA404/6C	4	Spire Nut, receiving Self-Tapping Screws	BD8536/2	8
4. Chrome Bolt, securing Front Finisher Panel	BD19302	2	10. Grommet, on Change-Speed Lever	BD27500	1
5. Knurled Knob, securing Front Finisher Panel	BD21072	2	11. Retainer, for Grommet	BD27496	1
6. Chrome Washer, on Bolts and under Knobs	BD848/2	4	Screw, Self-Tapping, securing Retainer	DAZ406/8C	6

RADIO PANEL & GEARBOX TUNNEL: FHC



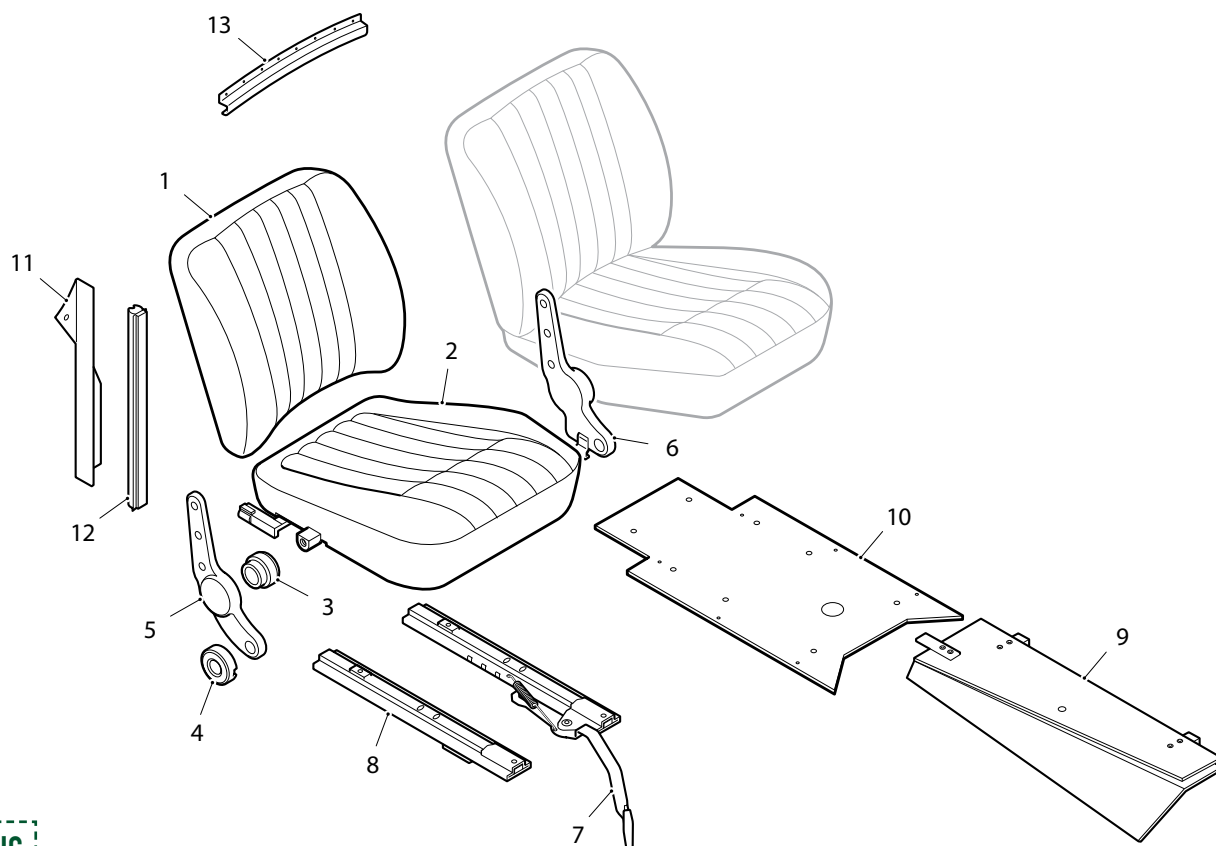
S1.5 FHC



(CONTINUED FROM PAGE 344)

12. Sound Insulating Pad (Polyurethane) between Gearbox Cover and Top of Gearbox	BD27833	1		
Cover Plate, sealing Starter Motor Access Aperture in RH side of Gearbox Tunnel	BD25731	1		
Gasket, under Cover Plate	BD25732	1		
Screw, Self-Tapping, securing Cover Plate	DZZ410/8C	4		
Rubber Plug Sealing Gearbox Access Apertures	BD10821	1		
13. Finisher Panel Assembly on Gearbox Cover and Propeller Shaft Tunnel	BD32765	1		
14. Insert Panel Assembly	BD32766	1		
15. Ash Tray Assembly, Complete	BD33799	1		
16. Gauntlet Panel Assembly	BD33799	1		
Screw, Self-Tapping, securing Gauntlet Panel	DZZ406/4C	7		
Armrest and Stowage Compartment Assembly	BD24989	1		
			Screw, Self-Tapping, securing Stowage Compartment to Finisher Panel	DZZ406/8C 4
			Trim Panel Assembly, in bottom of Stowage Compartment	BD25038 1
			17. Armrest And Stowage Compartment Assembly	BD24989 1
			18. Seal (Rubber) in Handbrake Lever Aperture	BD20469 1
			Screw, Set, securing Finisher Panel to Body	BD17546/1 3
			Chrome Washer, on Setscrews	BD848/2 3
			19. Armrest Assembly only	BD24991 1
			Hinge, for Armrest	BD20131 1
			Screw, Set, securing Hinge	BD18092/2 6
			Stop Plate, at Armrest Hinge fixing	BD26002 1

SEATS & SLIDES: FHC



S1.5 FHC

1. Squab Assembly	BD32680	1	7. Locking Slide for RH Seat	BD27432	1
2. Base Assembly for RH Seat	BD32678	1	Locking Slide for LH Seat	BD27431	1
Base Assembly for LH Seat	BD32679	1	8. Seat Slide (Plain)	BD27433	2
Hinge Arm Assembly, at R.H side of Seat	BD27339	1	Outer Slide Assembly for RH Seat	BD32707	1
Hinge Arm Assembly, at LH side of Seat	BD27338	1	Outer Slide Assembly for LH Seat	BD32706	1
Screw, Set, securing Hinge Arms to Squab	BD17821/7	6	Tie Wire, coupling Inner and outer Slides	BD32693	2
3. Pivot Bush (Nylon) for Hinge Arms	BD26221	2	Keeper, for Tie Wire	BD32694	4
4. Retainer, holding Hinge Arms and Pivot Bushes to Seat Base	BD26222	2	Fixing Boss, locating Seat Slides on Floor at front	BD27434	4
Screw, Set, securing Retainers to Seat Base	BD16940/2	2	Packing Piece, under Fixing Bosses at front	BD17648	4
Lever, operating Reclining Mechanism, for RH Seat	BD34739	1	Screw, Set, securing Fixing Bosses to Floor	BD21509/8	4
Lever, operating Reclining Mechanism, for LH Seat	BD34740	1	Washer, Shakeproof, on Setscrews	BD2906/10	4
Screw, securing lever	BD13713/1	1	Packing Piece, under Seat Slides at rear	BD17648	4
Washer, on Screw	BD32692	1	Screw, Set, securing Seat Slides to Floor at rear	BD27546/6	4
Washer, Shakeproof, on Screw	C723/A	1	Washer, Shakeproof, on Setscrews	C724	4
5. Hinge Arm Assembly at RH side of Seats	BD27339	1	Screw, Set, securing Slides to Seats	BD27546/4	8
6. Hinge Arm Assembly at LH side of Seats	BD27338	1	Washer, Shakeproof, on Setscrews	C724	8
Spring, on LH Hinge Arms, retaining Squab in raised position	BD27838	1	Packing Washer, between Slides and Seats	BD13529	12
Screw, Self-Tapping, securing Springs	DAC404/4C	4	Screw, Set, securing Slides to Seats	BD27546/4	8
			Washer, Shakeproof, on Setscrews	C724	8
			Packing Washer, between Slides and Seats	BD13529	8

9. Front Heat Shield Assembly for Exhaust System	C25101	1	11. Trim Panel Assembly for Shut Pillar at RH Quarter	BD24463	1
Screw, Self-Tapping, securing Heat Shield to Floor	DAZ408/8C	2	Trim Panel Assembly for Shut Pillar at LH Quarter	BD24464	1
Screw, Set, securing Heat Shield to Floor	UFS125/3R	1	Screw, Self-Tapping, securing Trim Panels	DAC604/10C	2
Washer, Shakeproof, on Setscrew	C724	1	Cup Washer, on Self-Tapping Screws	BD532/1	2
Screw, Self-Tapping, securing Heat Shield to Gearbox Side Panel	DJZ510/12C	1	12. Draught Piping on Trim Panels	BD21068/5	2
Cup Washer, on Self-Tapping Screw	BD18545	1	13. RH Trim Panel above Back Door Aperture	BD20266	1
Spire Nut, receiving Self-Tapping Screw	BD8633/2	1	LH Trim Panel above Back Door Aperture	BD20267	1
10. Rear Heat Shield Assembly for Exhaust System	BD20439	1	Screw, Self-Tapping, securing Trim Panels	DA404/6C	14
Pop Rivet, securing Heat Shield to Body	BD1814/5	8			



2 & 3 POINT SEAT BELTS


We stock a full range of seatbelts in various
colours to fit all E-Type models.
See page 530 for full details

DOOR LOCKS & WINDOW REGULATOR: FHC


1. Lock Assembly, on RH Door	BD32366	1	30. Shim, Shakeproof, under Strikers	BD19297	2
Lock Assembly, on LH Door	BD32367	1	31. Shim, packing Strikers (.036" thick)	BD19298	A/R
2. Setscrew, securing Locks to Doors	UCS819/3H	2	32. Setscrew, securing Strikers	BD21509/7	6
3. Washer, Shakeproof, under Screws	C723/A	2	33. Window Regulator Assembly, in RH Door	BD32362	1
4. Striker Guide, on RH Door	BD32372	1	Window Regulator Assembly, in LH Door	BD32363	1
Striker Guide, on LH Door	BD32373	1	34. LH Guard, for gear on Window		
5. Setscrew, Allen, securing Striker Guides	BD32361/5	4	Regulator Assemblies	BD35925	1
6. Link, between Lock and Outside Handle	BD19445	2	RH Guard, for gear on Window		
7. Spring Clip, securing Links to Lock Lever	BD23473	2	Regulator Assemblies	BD35924	1
8. Washer, Spring, for Link Fixing at Locks	BD1708/9	2	Pop Rivet, securing Guards to		
9. Outside Handle, locking, on RH Door	BD19245	1	Window Regulators	BD1814/12	4
10. Operating Lever Assembly, for RH Door	7903	1	35. Thrust Pad (Rubber),		
11. Housing, for Tension Spring in RH Door	9601	1	around Regulator Spindle	BD29101	1
12. Locking Barrel, in RH Door Handle	BD12000	1	36. Handle, operating Window Regulators	BD32364	2
Outside Handle, locking, on LH Door	BD19246	1	37. Screw (Wedglok),		
Operating Lever Assembly, for LH Door	7904	1	securing Regulator Handles	BD34996/2	2
Housing, for Tension Spring in LH Door	9602	1	38. Escutcheon, Chrome,		
Locking Barrel, in LH Door Handle	BD11999	1	for Regulator Handles	BD32354	2
13. Nut, securing Outside Handles	UFN119/L	4	39. Thrust Pad (Rubber), behind Handle	BD24952/4	2
14. Washer, Shakeproof, under Nut	C723/A	4	40. Setscrew, securing Regulators to Doors	UFS425/3H	8
15. Washer, Plain, under Shakeproof Washer	AW102/T	4	41. Nut, securing Regulators to Doors	UFN125/L	8
16. Support Bracket, in Door, for RH			42. Washer, Shakeproof,		
Remote Control and Links Assembly	BD33740	1	on Setscrews and Nuts	C724	16
Support Bracket, in door, for LH					
Remote Control and Links Assembly	BD33741	1			
17. Nut (Plastic), in Support Bracket	C31973/11	6			
18. Screw, Self-Tapping, securing Bracket	DAZ808/8C	6			
19. Remote Control and Links					
Assembly, operating Door	BD32368	2			
20. Screw, securing Remote Control					
and Links Assembly	BD32206/1	6			
21. Wavy Washer, at connection					
of Links to Locks	BD19575	2			
22. Washer, Special, behind Spring Clips	BD19574	2			
23. Inside Door Handle	BD32365	2			
24. Screw (Wedglok),					
securing Inside Door Handle	C22234/1	2			
25. Thrust Pad (Rubber),					
under Inside Door Handle	C26005	2			
26. Bracket and Foam Pad Assembly, in					
Door, dampening vibrations in Remote					
Control and Link Assembly	BD32394	2			
27. Nut (Plastic), in Support Bracket	C31973/11	4			
28. Screw, Self-Tapping, securing Bracket	DAZ808/8C	2			
29. Striker, for RH Door Lock	BD32370	1			
Striker, for LH Door Lock	BD32371	1			

**MADE IN HOUSE
BY SNG BARRATT**

DOOR LOCK ASSEMBLY
RH BD32366
LH BD32367

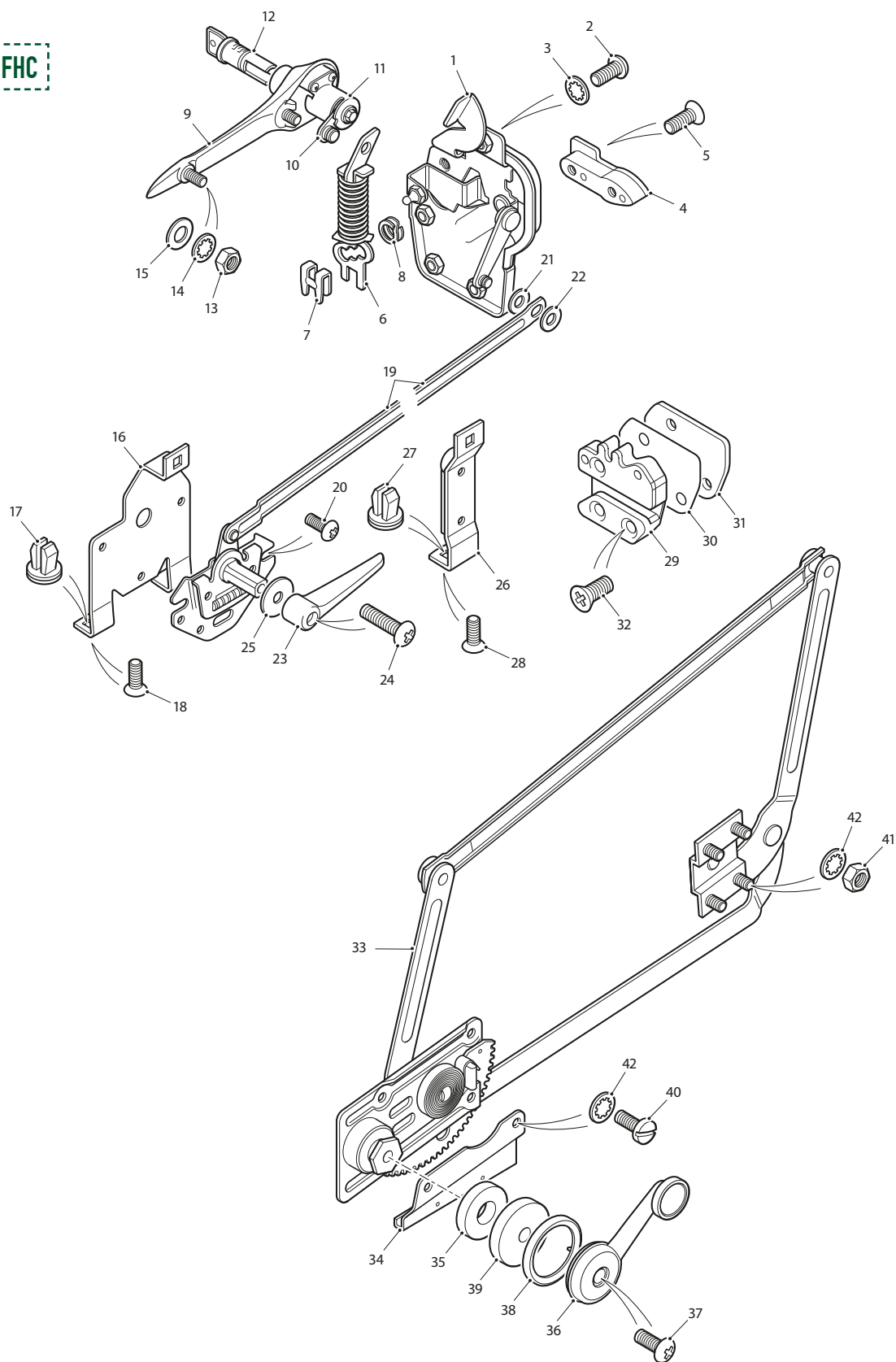


WINDOW REGULATOR ASSEMBLY
RH BD32362
LH BD32363

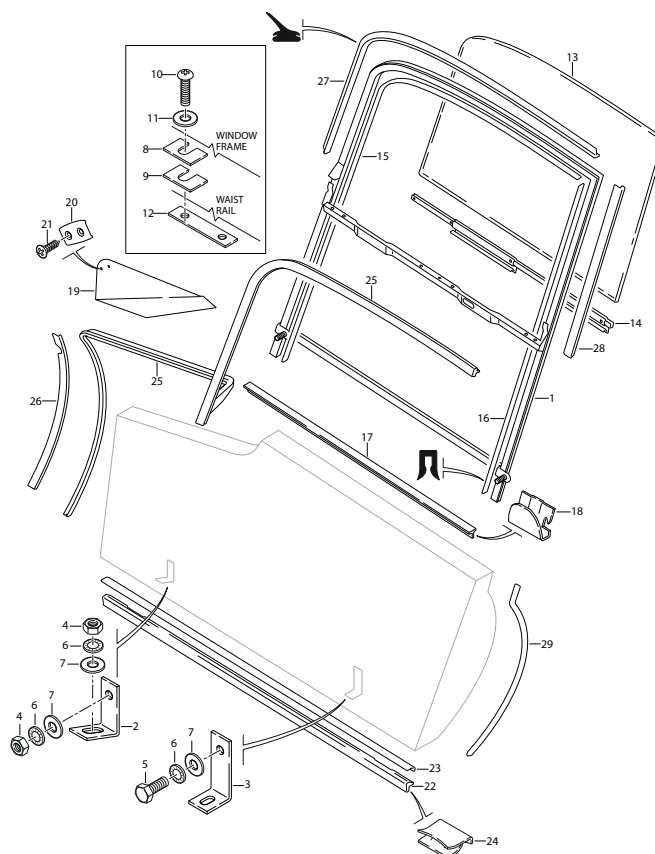


DOOR LOCKS & WINDOW REGULATOR: FHC

S1.5 FHC



DOOR & WINDOW FRAMES: FHC



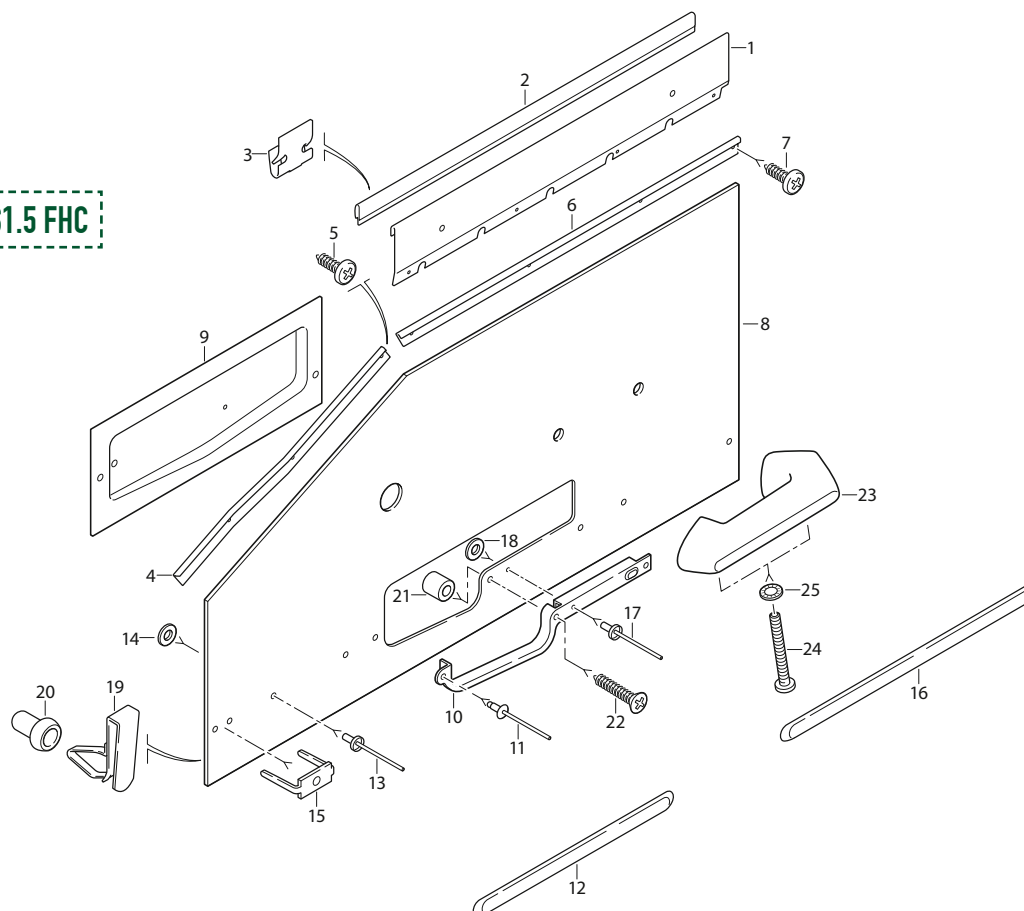
S1.5 FHC

1. Frame Assembly for Window in RH Door	BD20773	1	Seal (Felt) in Forward and Top Channels of LH Window Frames	BD28705	1
Frame Assembly for Window in LH Door	BD20774	1	16. Seal (Felt) in Rear Channel of Window Frames	BD28209/2	2
2. Bracket, for forward fixing of Window Frames	BD16465	2	17. Outer Seal (Rubber) for Door Glass	BD16700	2
3. Bracket, for rear fixing of Window Frames	BD20668	2	18. Clip, securing Outer Seals	BD10413	14
4. Nut, securing Brackets to Doors and Window Frames to Brackets	UFN125/L	6	19. Trim Panel Assembly, Front Upper, on RH Door	BD25676	1
5. Setscrew, securing Window Frames to Brackets at Rear	UFS125/4R	2	Trim Panel Assembly, Front Upper, on LH Door	BD25677	1
6. Washer, Shakeproof, under Nuts	C724	8	20. Striker Plate, on Front Upper Trim Panels, operating Map Lamp Switches	BD19070	2
7. Washer, Plain, under Shakeproof Washers	FW104/T	8	21. Screw, Self-Tapping, securing Striker Plates to Doors	DAC606/8C	4
8. Packing, between Window Frame and Waist Rail (.048" thick)	BD20091/1	A/R	22. Seal (Rubber) for Door Sills	BD24789	2
9. Packing, between Window Frame and Waist Rail (.128" thick)	BD20091/2	A/R	23. Chrome Finisher at edge of Door Sills	BD19129	2
10. Screw, Self-Tapping, securing Window Frames at Waist Rail	DJZ410/12C	12	24. Clip, securing Chrome Finishers	BD16794	14
11. Washer, Plain, on Setscrews	AW102/T	6	25. Seal (Rubber) for RH "A" Post and Cantrail	BD25716	1
12. Spire Nut, receiving Self-Tapping Screws	BD17621	6	Seal (Rubber) for LH "A" Post and Cantrail	BD25717	1
13. Glass for Windows In Doors			26. Seal Retainer on RH "A" Post and Cantrail	BD25720	1
Clear	BD28759	2	Seal Retainer on LH "A" Post and Cantrail	BD25721	1
Tinted	BD28759/1	2	Pop Rivet, securing Seal Retainers to "A" Posts	BD11712/1	6
14. Regulator Channel for RH Door Glass	BD29562	1	27. Seal (Neoprene) in Top Channel of Window Frames	BD19397/1	2
Regulator Channel for LH Door Glass	BD29563	1	28. Seal (Rubber) on Quarter Light Hinge Pillars	BD17071/2	2
Everseal Strip, between Glasses and Regulator Channels (19+1/4" long)	BD4714	2	29. Seal (Rubber) for RH Door Shut Pillar	BD25898	1
15. Seal (Felt) in Forward and Top Channels of RH Window Frames	BD28704	1	Seal (Rubber) for LH Door Shut Pillar	BD25899	1

DOOR TRIM & ARMRESTS: FHC

1. Trim Panel Assembly, Rear Upper, on RH Door	BD19611	1	13. Rivet Clip, securing Front Chrome Finishers to Casings	BD26706/1	4
Trim Panel Assembly, Rear Upper, on LH Door	BD19612	1	14. Washer, Plain, on Rivet Clips	AW105/T	4
2. Weather Strip, Inner, for Door Glass wipe	BD20010/3	2	15. Clip, securing Front Chrome Finishers to Casings	BD11546	2
3. Clip, securing Weather Strips	BD22312	10	16. Chrome Finisher, Lower Rear, on Casings	BD32387	2
4. Chrome Finisher, Front Upper, on RH Door	BD26544	1	17. Rivet Clip, securing Chrome Finishers to Casings	BD26706/1	6
Chrome Finisher, Front Upper, on LH Door	BD26545	1	18. Washer, Plain, on Rivet Clips	AW105/T	6
5. Screw, Self-Tapping, securing Chrome Finishers to Doors	DAJ504/8C	6	19. Clip, securing Casings to Doors	BD21133	36
6. Chrome Finisher, Rear Upper, on RH Door	BD26930	1	20. Snapsac, receiving Clips	BD25375	36
Chrome Finisher, Rear Upper, on LH Door	BD26931	1	21. Distance Piece, between Escutcheon and Casing Insert	BD32394	2
7. Screw, Self-Tapping, securing Chrome Finishers and Trim Panel Assembly to Doors	DAJ504/8C	8	22. Screw, Self-Tapping, securing Casing through Spacer	DZZ906/20	2
8. Casing Assembly, on RH Door	BD32374	1	23. Armrest Assembly, on RH Door	BD36016	1
Insert, RH, enclosing recess for Door Handle	BD33744/45P	1	Armrest Assembly, on LH Door	BD36017	1
Casing Assembly, on LH Door	BD32375	1	24. Setscrew, securing Armrests to Doors	BD23470/7	4
Insert, LH, enclosing recess for Door Handle	BD33744/45P	1	25. Washer, Shakeproof, on Setscrew	C723/A	4
10. Escutcheon, for recess in RH Casing	BD33744	1			
Escutcheon, for recess in LH Casing	BD33745	1			
11. Pop Rivet, securing Escutcheons to Casings	BD1814/6	2			
12. Chrome Finisher, Lower Front, on Casings	BD32386	2			

S1.5 FHC

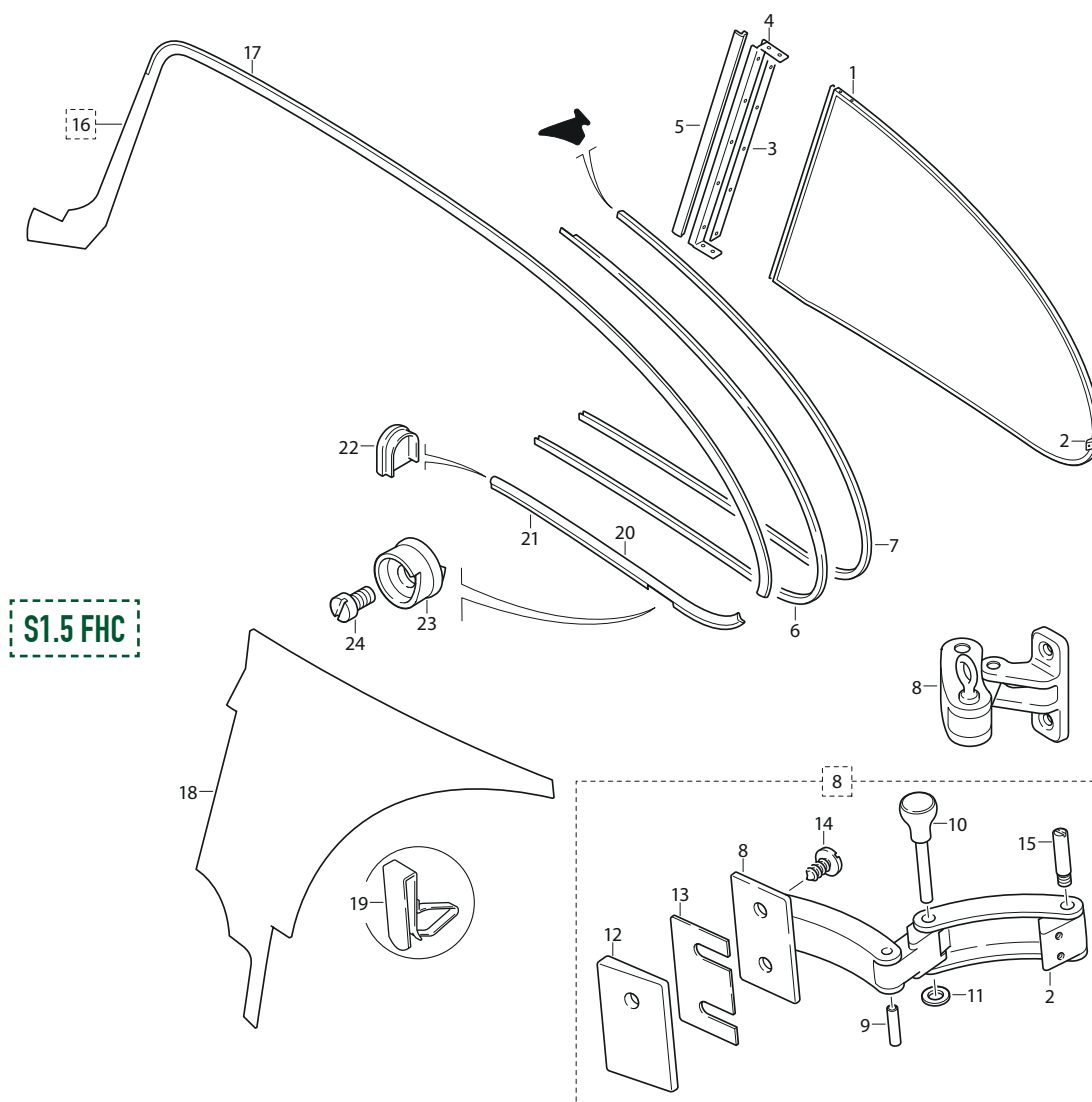


REAR QUARTER LIGHTS & TRIM: FHC

1. Glass Assembly for RH Quarter Light			9. Hinge Pin, pivoting Catch Arm to Attachment Block	BD20467/7	2
Clear	BD20757G	1	10. Knob Pin, pivoting Rear Catch Arm	BD20467/3	2
Tinted	BD29274G	1	11. Washer, on Knob Pin	BD20467/4	2
Glass Assembly for LH Quarter Light			12. Packing Piece, under Catches	BD27268	2
Clear	BD20758G	1	13. Shim, under Packing Piece	BD25722	
Tinted	BD29275G	1	14. Screw, Self-Tapping, securing Catches to Body	DAC608/10C	4
2. Attachment Block, for Quarter Light Catch Arm	BD21230	2	15. Hinge Pin (Setscrew) pivoting Catch Arms at Attachment Block	BD21232	2
Setscrew, securing Attachment Block to Quarter Light Frame	BD26619/2	4	16. Crash Roll Assembly, on RH Cantrail	BD24457	1
3. Hinge Plate, for Quarter Lights	BD22515	2	Crash Roll Assembly, on LH Cantrail	BD24458	1
Setscrew, securing Hinge Plates	BD4899/1	10	17. Chrome Bead, on Crash Roll	BD24414	2
4. Hinge Pillar Assembly, for RH Quarter Light	BD20766	1	Retainer Clip, fixing Chrome Bead	BD21358	2
Hinge Pillar Assembly, for LH Quarter Light	BD20767	1	Pop Rivet, securing Retainer Clip	BD1814/1	2
Setscrew, securing Hinge Pillars	BD22728/4	8	Screw, Self-Tapping, securing Crash Rolls	DA404/6C	6
Shim, at top of Hinge Pillars	BD22726	A/R	Screw, Self-Tapping, securing Crash Rolls	DA404/8C	16
Shim, at bottom of Hinge Pillars	BD22727	A/R	Screw, Self-Tapping, securing Crash Rolls	DAZ404/10C	2
5. Seal, Rubber, on Quarter Light Hinge Pillars	BD17071/2	2	18. Casing Assembly, below RH Quarter Light	BD31889	1
6. Seal Retainer, for RH Quarter Light	BD26730	1	Casing Assembly, below LH Quarter Light	BD31890	1
Seal Retainer, for LH Quarter Light	BD26731	1	19. Clip, securing Casing Assembly	BD18068	12
Pop Rivet, securing Seal Retainers	BD1814/2	20	Screw, Self-Tapping, securing Casings	DAC604/10C	6
7. Seal, Rubber, for Quarter Lights	BD20050/4	2	Cup Washer, on Self-Tapping Screws	BD532/1	6
8. Catch Assembly, operating RH Quarter Light	BD24406	1	20. Crash Roll Assembly, at top of RH Quarter Casing	BD31695	1
Catch Assembly, operating LH Quarter Light	BD24407	1	Crash Roll Assembly, at top of LH Quarter Casing	BD31696	1



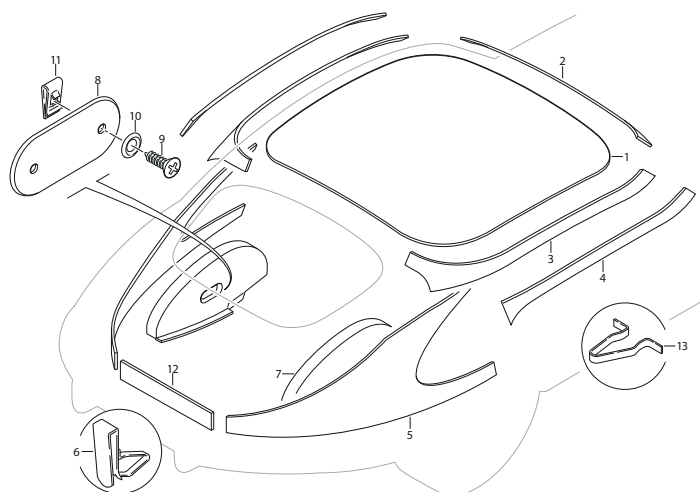
REAR QUARTER LIGHTS & TRIM: FHC



21. Chrome Bead, on RH Crash Roll	BD28794	1
Chrome Bead, on LH Crash Roll	BD28795	1
Clip, securing Chrome Bead	BD21358	4
22. Chrome Finisher, at forward end of RH Quarter Casing Crash Roll	BD24834	1
Chrome Finisher, at forward end of LH Quarter Casing Crash Roll	BD28435	1
Pop Rivet, securing Bead and Finisher to RH Crash Roll	BD1814/1	6
Screw, Self-Tapping, securing Crash Rolls to Body	DAZ404/10	10
Screw, Self-Tapping, securing Crash Rolls to Body	DAC606/16C	2
23. Escutcheon, at Safety Harness points	BD29631	2
24. Special Screw, securing Escutcheons	BD24484	2

HEADLINING & REAR SIDE TRIM: FHC

1. Head Lining	BD23514	1
2. Trim Panel Assembly for Windscreen Header Rail	BD24086	1
Pop Rivet, securing Trim Panel	BD1814/1	5
Pop Rivet, securing Trim Panel	BD1814/7	6
3. Facing Assembly (Headlining) on RH Cantrail and Rear Trim Panel	BD23515	1
Facing Assembly (Headlining) on LH Cantrail and Rear Trim Panel	BD23516	1
4. Pad (Polyurethane) behind Facings	BD23517	2
5. Casing Assembly at RH side of Back Door Aperture	BD31885	1
Casing Assembly at LH side of Back Door Aperture	BD31886	1
6. Clip, securing RH Casing	BD18068	9
Clip, securing LH Casing	BD18068	7
7. Face Piece (PVC) on RH rear Wheel Arch	BD20169	1
Face Piece (PVC) on LH rear Wheel Arch	BD20170	1
8. Cover Assembly (PVC) sealing Apertures in Rear Wheel Arches	BD28171	2
9. Screw, Self-Tapping, securing Covers	DAC606/14C	4
10. Cup Washer, on Self-Tapping Screws	BD543/3	4
11. Spire Nut, receiving Self-Tapping Screws	BD8536/4	4
12. Trim Panel Assembly, below Back Door Aperture	BD29245	1
Clip, securing Trim Panels	BD11309	8



S1.5 FHC

REAR BUMPERS & REAR DOOR TRIM: FHC

(SEE DIAGRAM ON PAGE 355)

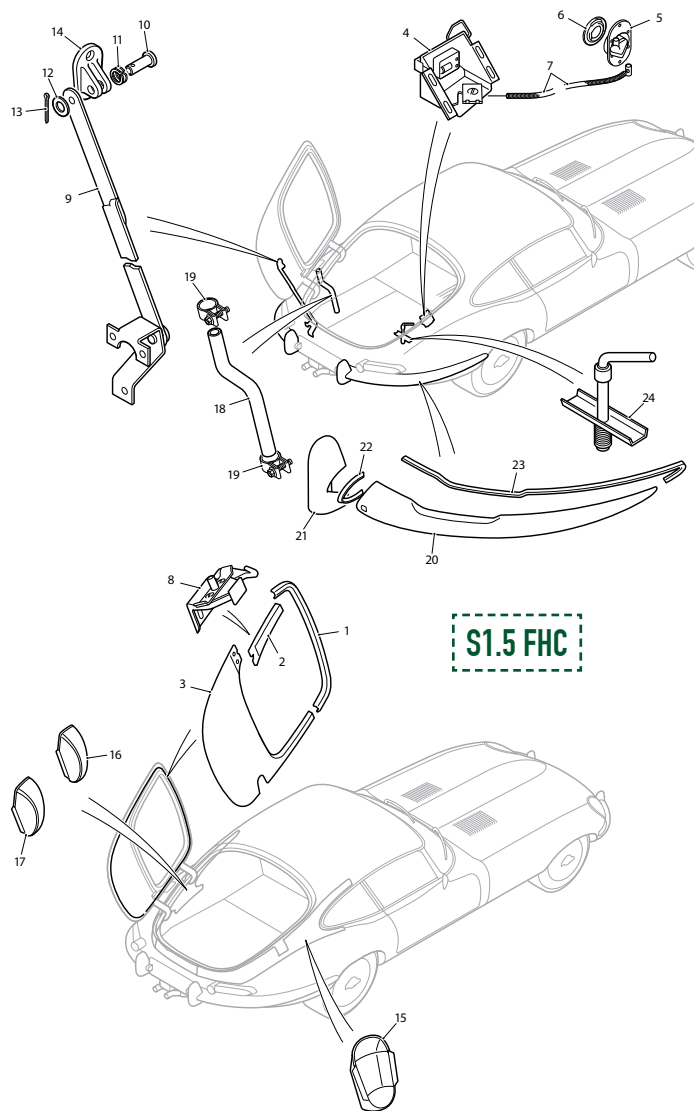
1. Casing Assembly, Upper, on Back Door	BD22725	1	5. Release Mechanism Assembly, in RH Quarter Casing, for Back Door Lock	BD21298	1
2. Casing Assembly, at RH side of Back Door, between Upper and Lower Casings	BD23763	1	Return Spring, for Release Mechanism	BD21066	1
Clip, securing Casing	BD18068	2	Screw, Self-Tapping, securing Release Mechanism	DAZ406/6C	6
3. Casing Assembly, Lower, on Back Door	BD20782	1	6. Escutcheon, in RH Quarter Casing, around Release Mechanism	BD20900	1
Clip, securing Casing	BD18068	14	Screw, Self-Tapping, securing Escutcheon	DAC504/4C	2
4. Lock Assembly, Complete, for Back Door	BD20683	1	7. Control Cable Operating Back Door Lock	BD21299	1
Lock Mechanism Assembly	BD20061	1	Pad (Polyurethane) for Control Cable	BD22643	1
Screw, Set, securing Lock Mechanism to Lock Housing	UFS419/5H	4	8. Striker and Safety Catch Assembly for Back Door Lock	BD22596	1
Spring, assisting opening of Back Door	BD20122	1	Return Spring, on Safety Catch	BD20574	1
Return Spring, for Operating Lever	BD20573	1	Screw, Set, securing Striker to Back Door	UFS425/4H	3
Clamp, for Operating Cable	BD20645	1	Washer, Shakeproof, on Setscrews	C724	3
Screw, Set, securing Clamp	UFS419/3H	1	Washer, Special, under Shakeproof Washers	BD541/32	3
Washer, Shakeproof, on Setscrew	C723/A	1	9. Prop Assembly, supporting Back Door in open position	BD27357	1
Screw, Set, securing Lock to Body	UFS425/4H	4	Screw, Self-Tapping, securing Prop to Body	DAC410/8C	3
Washer, Shakeproof, on Setscrews	C724	4			
Washer, Special, under Shakeproof Washers	BD541/32	4			
Shim, between Lock and Body	BD24863	A/R			

REAR BUMPERS & REAR DOOR TRIM: FHC

(CONTINUED FROM PAGE 354)

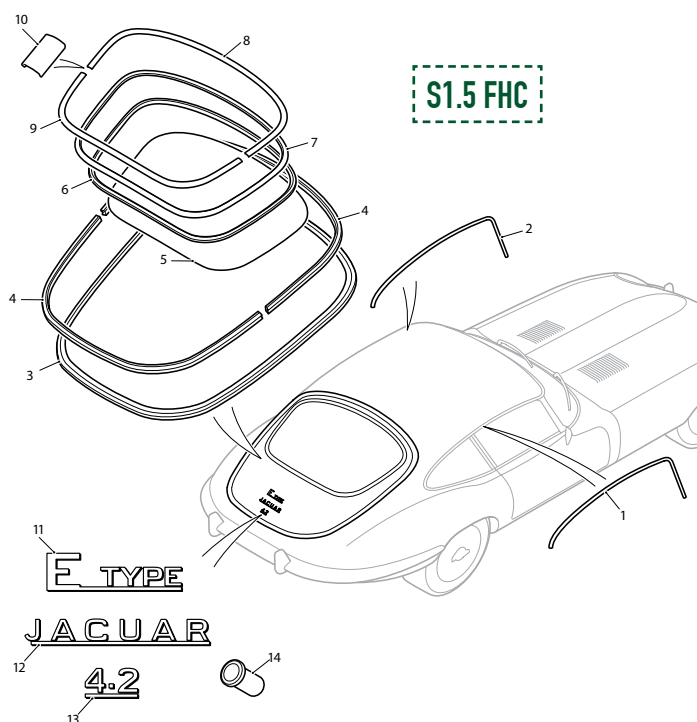
10. Clevis Pin, retaining Prop in Pivot Bracket	C15542	1
11. Washer, Double Coil Spring, on Clevis Pin	BD1708/4	2
12. Washer, Chrome, on Clevis Pin	BD848/2	1
13. Split Pin, retaining Clevis Pin	L102/6U	1
14. Pivot Bracket Assembly, on Back Door, for Prop	BD28246	1
Screw, Set, securing Pivot Bracket	BD13713/2	2
Washer, Shakeproof, on Setscrews	BD21516/2	2
15. Trim Panel Assembly (PVC) around Back Door Lock	BD28175	1
Finisher Bead, at edge of Trim Panel	BD28310	1
Screw, Self-Tapping, securing Trim Panel	DAC604/14C	4
Cup Washer, on Self-Tapping Screws	BD532/1	4
Chrome Finisher, at front fixings of Trim Panel	BD28289	1
Chrome Finisher, at rear fixings of Trim Panel	BD28288	1
16. Trim Panel Assembly (PVC) around Back Door Upper Hinge	BD28174	1
Finisher Bead, at edge of Trim Panel	BD28311/2	1
Screw, Self-Tapping, securing Trim Panel	DAC604/14C	4
Cup Washer, on Self-Tapping Screws	BD532/1	4
Chrome Finisher, at front fixings of Trim Panel	BD28286	1
Chrome Finisher, at rear fixings of Trim Panel	BD28287	1
17. Trim Panel Assembly (PVC) around Back Door Lower Hinge	BD28173	1
Finisher Bead, at edge of Trim Panel	BD28311/1	1
Screw, Self-Tapping, securing Trim Panel	DAC606/14C	4
Cup Washer, on Self-Tapping Screws	BD532/1	4
Chrome Finisher, at front fixings of Trim Panel	BD28286	1
Chrome Finisher, at rear fixings of Trim Panel	BD28287	1
18. Drain Tube for Petrol Filler Box (18+5/8" Long)	BD659/13	1
19. Clip, securing Drain Tube	C15886/8	2
20. Bar Assembly only, for RH Rear Bumper	BD28608	1
Bar Assembly only, for LH Rear Bumper	BD28609	1
21. Over Rider Assembly, on RH Rear Bumper	BD19135	1
Over Rider Assembly, on LH Rear Bumper	BD19136	1
22. Beading (PVC) between Over Rider and Rear Bumper	BD19149	2
Bolt, securing Over Rider to Rear Bumper	UFB137/23R	2
Washer, Spring, on Bolt	FG106/X	2
Washer, Plain, under Spring Washer	FW106/T	2
Grip Nut, in Over Rider, receiving Bolt	BD11006	2
Screw, Set, securing Rear Bumpers to Body	UFS131/6R	2
Washer, Spring, on Setscrews	FG105/X	2
Washer, Plain, under Spring Washers	FW105/T	2
Screw, Set, securing Rear Bumpers to Body	UFS137/10R	2
Nut, securing Rear Bumpers to Body	UFN137/L	2

Washer, Spring, on Setscrews and under Nuts	FG106/X	4
Washer, Plain, under Spring Washers	FW106/T	2
Washer, Special, under Spring Washers	C410	2
Spacer (Aluminium) at Rear Bumper mountings	BD20893	4
23. Seal (Rubber) between Rear Bumpers and Body	BD18947/1	2
Cover Plate, in Floor Top Panel over Rear Suspension	BD18492	1
Seal (Rubber) under Cover Plate	BD18493	1
Screw, Self-Tapping, securing Cover Plate	DJZ410/8C	7
24. Spare Wheel Clamp Assembly	BD11007/1	1
Handle, operating Spare Wheel Clamp	BD10637	1
Screw, in Handle	BD11008/1	1
Mills Pin, locking Screw in Handle	C704/1	1
Clamp Plate, holding Spare Wheel	BD10639	1
Rubber Stop Cushioning Petrol Filler Lid	BD22536	2



REAR DOOR GLASS & FITTINGS: FHC

1. Chrome Finisher on RH Roof Gutter	BD29015	1
2. Chrome Finisher on LH Roof Gutter	BD29016	1
3. Finisher Around Back Door Aperture	BD20163/1	1
4. Rubber Seal Around Back Door Aperture	BD23347	2
5. Clear Glass in Back Door		
Non-Heated	BD19560	1
Heated	BD22740	1
Tinted Glass in Back Door		
Non-Heated	BD28234	1
Heated	BD22744	1
6. Rubber Seal Around Back Door Glass		1
Non-Heated Rear Glass	BD20309	
Heated Rear Glass	BD27126	
Rubber Seal Around Back Door Glass		1
7. Rubber Insert Seal	BD20201	1
8. Chrome Finisher at top of Rubber Seal	BD20159/1	1
9. Chrome Finisher at bottom of Rubber Seal	BD20159/2	1
10. Joint Piece for Chrome Finishers	BD5366/1	2
11. "E-Type" Emblem	BD27666	1
12. "Jaguar" Emblem	BD26762	1
13. "4.2" Emblem	BD26766	1
14. Friction Bush, securing Emblems	BD25659	8



BOOT BOARDS: FHC

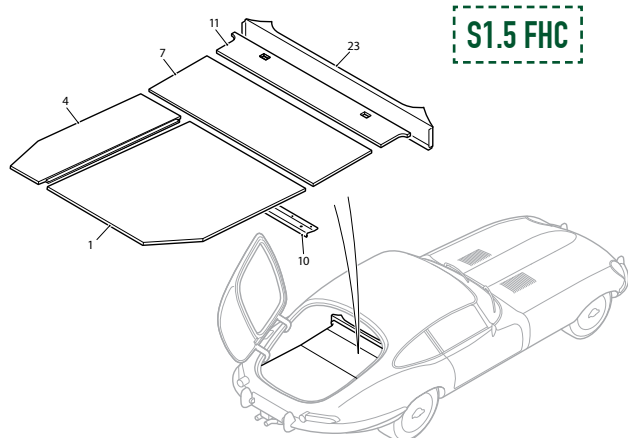
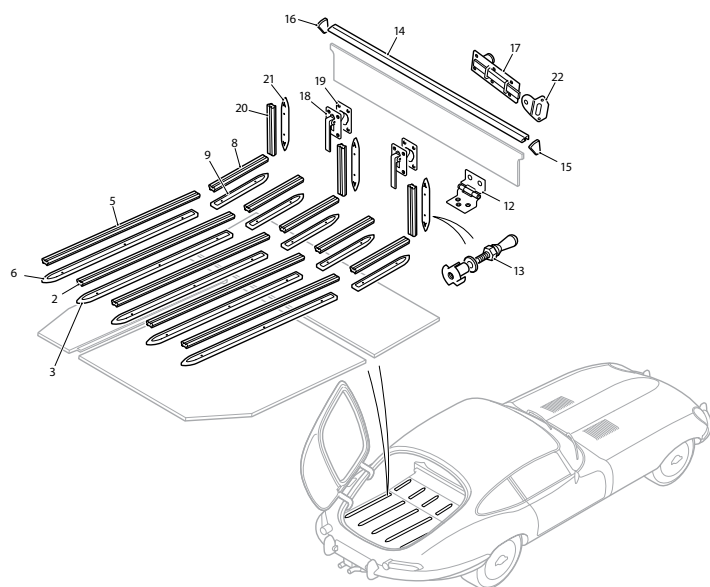
(SEE DIAGRAM ON PAGE 357)

1. Cover Assembly (Trimmed) over Spare Wheel	U1064/3	1
Stud, fixing Spare Wheel Cover	BD10958	1
Washer, Shakeproof, on Stud	C723/A	1
Tee Nut, receiving Stud	BD9909/5	1
Tee Nut, receiving Setscrews securing Spring Clip	BD9909/3	2
Spring Clip, retaining Spare Wheel		
Cover to Body at rear	BD28138	1
Screw, Set, securing Spring Clip to Spare Wheel Cover	UCS413/3H	2
Washer, Shakeproof, on Setscrews	C721	2
Finger Pull, at front of Spare Wheel Cover	BD28158	1
Screw, Set, securing Finger Pull to Spare Wheel Cover	BD24396/4	4
Nut, on Setscrews	UCN111/L	4
Washer, Shakeproof, under Nuts	C720	4
Washer, Plain, under Shakeproof Washers	AW104/T	4
2. Rubber Beading, on Spare Wheel		
Cover (28+1/8" long)	BD604/5	4
3. Retainer, for Rubber Beading	BD20291/2	4
Screw, Self-Tapping, securing Retainers to Spare Wheel Cover	DAZ406/6C	16

4. Cover Assembly, over Petrol Tank	U1064/3	1
Stud, fixing Petrol Tank Cover	BD10958	1
Washer, Shakeproof, on Stud	C723/A	1
Tee Nut, receiving Stud	BD9909/5	1
Tee Nut, receiving Setscrews securing Spring Clip	BD9909/3	2
Spring Clip, retaining Petrol Tank		
Cover to Body at rear	BD28138	1
Screw, Set, securing Spring Clip to Petrol Tank Cover	UCS413/3H	2
Washer, Shakeproof, on Setscrews	C721	2
Support Strip, at edge of Petrol Tank Cover	BD19055	1
Woodscrew, securing Support Strip	MJ208/3R	6
Rubber Buffer, in Support Strip	BD4321	3
5. Rubber Beading, on Petrol Tank Cover (28+1/8" long)	BD604/5	1
6. Retainer, for Rubber Beading	BD20291/2	1
Screw, Self-Tapping, securing Retainer to Petrol Tank Cover	DAZ406/6C	4
Mat Assembly on Luggage Floor	BD27903	1
Button for "Durable Dot" Fastener securing Mat to Luggage Floor	BD1286/1	8
Socket, securing Buttons in Mat	BD1286/2	8

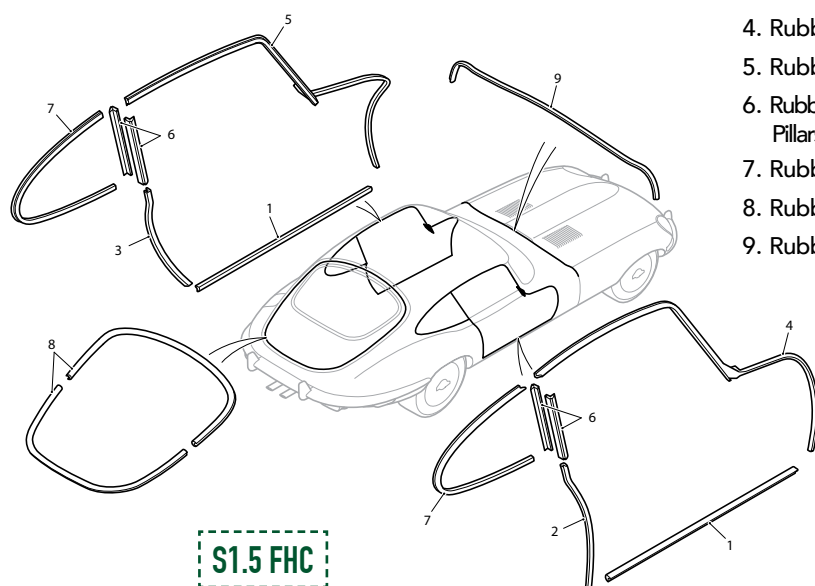
(CONTINUED FROM PAGE 356)

Stud, receiving "Durable Dot" Fasteners	BD1286/3	8
Pop Rivet, securing Studs to Luggage Floor	BD1814/2	8
Rubber Beading	BD604/2	
Rubber Beading	BD604/4	1
Rubber Beading	BD604/5	2
Rubber Beading	BD604/8	1
Rubber Beading	BD604/9	1
Retainer, for Rubber Beading	BD332/13	
Retainer, for Rubber Beading	BD332/15	1
Retainer, for Rubber Beading	BD20291/1	3
Retainer, for Rubber Beading	BD20291/2	2
Retainer, for Rubber Beading	BD20291/4	1
Spring Clip, securing Retainers to Mat	BD20243	32
7. Forward Luggage Floor Assembly (Trimmed)	BD28156	1
Screw, Self-Tapping, securing Forward Luggage Floor to Body	DAJ406/6C	3
8. Rubber Beading, on Forward Luggage Floor	BD604/11	5



9. Retainer, for Rubber Beading	BD29250/1	5
Screw, Self-Tapping, securing Retainers to Forward Luggage Floor	DAZ406/6C	20
10. Bracket Assembly Supporting Petrol Tank and Spare Wheel Covers	BD28350	1
Spring Latch, on Bracket	BD19053	2
Pop Rivet, securing Spring Latches	BD1814/1	4
Screw, Self-Tapping, securing Bracket to Forward Luggage Floor	DAJ406/6C	9
11. Hinged Extension Board Assembly for Luggage Floor	BD28852	1
Tee Nut, in Extension Board	BD9909/5	16
12. Hinge, on Extension Board	BD24400	3
Screw, Set, securing Hinges to Extension Board	BD13642/11	6
Screw, Self-Tapping, securing Hinges to Body Floor	DAC506/8C	9
13. Stud, retaining Extension Board in lowered position	BD23717	2
Washer, Chrome, on Stud	C2017/2	2
Finger Pull, at centre of forward edge of Extension Board	BD24402	1
14. Chrome Strip, along forward edge of Extension Board	BD28832	1
15. Chrome Capping, at RH end of Chrome Strip	BD28833	1
16. Chrome Capping, at LH end of Chrome Strip	BD28834	1
Screw, Self-Tapping, securing Chrome Strip, Cappings, and Finger Pull to Extension Board	DAC406/6C	10
17. Sliding Catch, locking Extension Board in raised position	BD9395	2
Woodscrew, securing Sliding Catches	MC304/3R	12
18. Luggage Stop Arm Assembly	BD20135	2
19. Cover Plate, over Luggage Stop Apertures	BD21798	2
Screw, Set, securing Stop Arms and Cover Plates to Extension Board	BD13642/11	8
20. Rubber Beading, on Extension Board	BD604/7	3
21. Retainer, for Rubber Beadings	BD29251/1	3
Screw, Self-Tapping, securing Retainers to Extension Board	DAJ406/6C	12
22. Striker Plate, on Wheel Arches, receiving Sliding Catches	BD23142	2
Pop Rivet, securing Striker Plates to Wheel Arches	BD11712/1	8
Rubber Buffer, in Striker Plates	BD23144	2
23. Support Rail Assembly for Hinged Extension Board in Lowered Position	BD28345	1
Clip, receiving Studs of Hinged Extension Board	BD22348	2
Pop Rivet, securing Clips to Support Rail	BD1814/1	4
Screw, Self-Tapping, securing Support Rail to Body	DAC406/6C	2
Pop Rivet, securing Support Rail to Shut Pillars	BD1814/6	4
Pop Rivet, securing Support Rail to Wheel Arches	BD11712/1	4

RUBBER SEALS: FHC



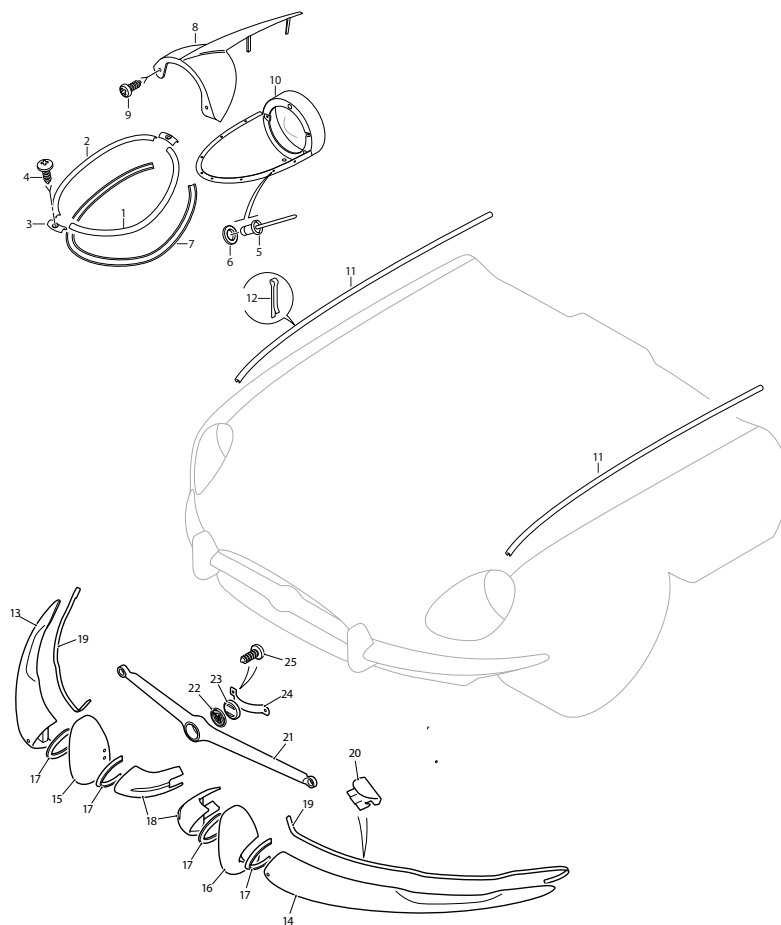
1. Rubber Seal, on Door Sills	BD24789	2
2. Rubber Seal, on RH Door Shut Pillar	BD25898	1
3. Rubber Seal, on LH Door Shut Pillar	BD25899	1
4. Rubber Seal, for RH 'A' Post and Cantrail	BD25716	1
5. Rubber Seal, for LH 'A' Post and Cantrail	BD25717	1
6. Rubber Seal, on Quarter Light Hinge Pillars and on Window Frame Standing Pillars	BD17071/2	4
7. Rubber Seal, for Quarter Lights	BD20500/4	2
8. Rubber Seal, around Back Door Aperture	BD23347	2
9. Rubber Seal, for rear edge of Bonnet	BD20903/1	1

FRONT BUMPER & HEADLAMP CHROMES: 2+2

(SEE DIAGRAM ON PAGE 359)

1. Chrome Finisher, Outer, around RH Headlamp Aperture	BD31130	1	10. Finisher Panel Assembly, in LH Headlamp Recess	BD28429	1
Chrome Finisher, Outer, around LH Headlamp Aperture	BD31131	1	Finisher Panel Assembly, in RH Headlamp Recess	BD28428	1
2. Chrome Finisher, Inner, around RH Headlamp Aperture	BD31132	1	Drain Tube (PVC) for Finisher Panels	BD28539	2
Chrome Finisher, Inner, around LH Headlamp Aperture	BD31133	1	11. Chrome Beading, in Bonnet Joint at rear of Motif Assemblies	BD19029/4	2
3. Joint Finisher (Chrome), for Headlamp Apertures	BD31129	2	12. Clip (Brass), securing Chrome Beadings	BD19030	14
4. Screw, Self-Tapping, (Stainless) securing Joint Finishers	DA008/85	2	13. Bar Assembly only, for RH Front Bumper	BD29370	1
5. Rivet Clip, securing Chrome Finishers	BD31095/2	18	14. Bar Assembly only, for LH Front Bumper	BD29371	1
6. Washer, Plain, under Rivet Clips	AW102/T	18	15. Over Rider Assembly, on RH Front Bumper	BD19111	1
7. Finisher Bead (PVC), under Chrome Finishers	BD31252	2	16. Over Rider Assembly, on LH Front Bumper	BD19112	1
8. Chrome Motif Assembly, above LH Headlamp Aperture	BD28423	1	17. Beading (PVC) between Over Rider and Front Bumper	209K	2
Chrome Motif Assembly, above RH Headlamp Aperture	BD28422	1	Bolt, securing Over Rider to Front Bumper	UFB137/16R	2
9. Screw, Self-Tapping, securing Motif Assemblies	DAZ806/6C	4	Washer, Spring, on Bolt	FG106/X	2
			Washer, Plain, under Spring Washer	FW106/T	2
			Grip Nut, in Over Rider, receiving Bolt	BD11006	2

FRONT BUMPER & HEADLAMP CHROMES: 2+2



S1.5 2+2

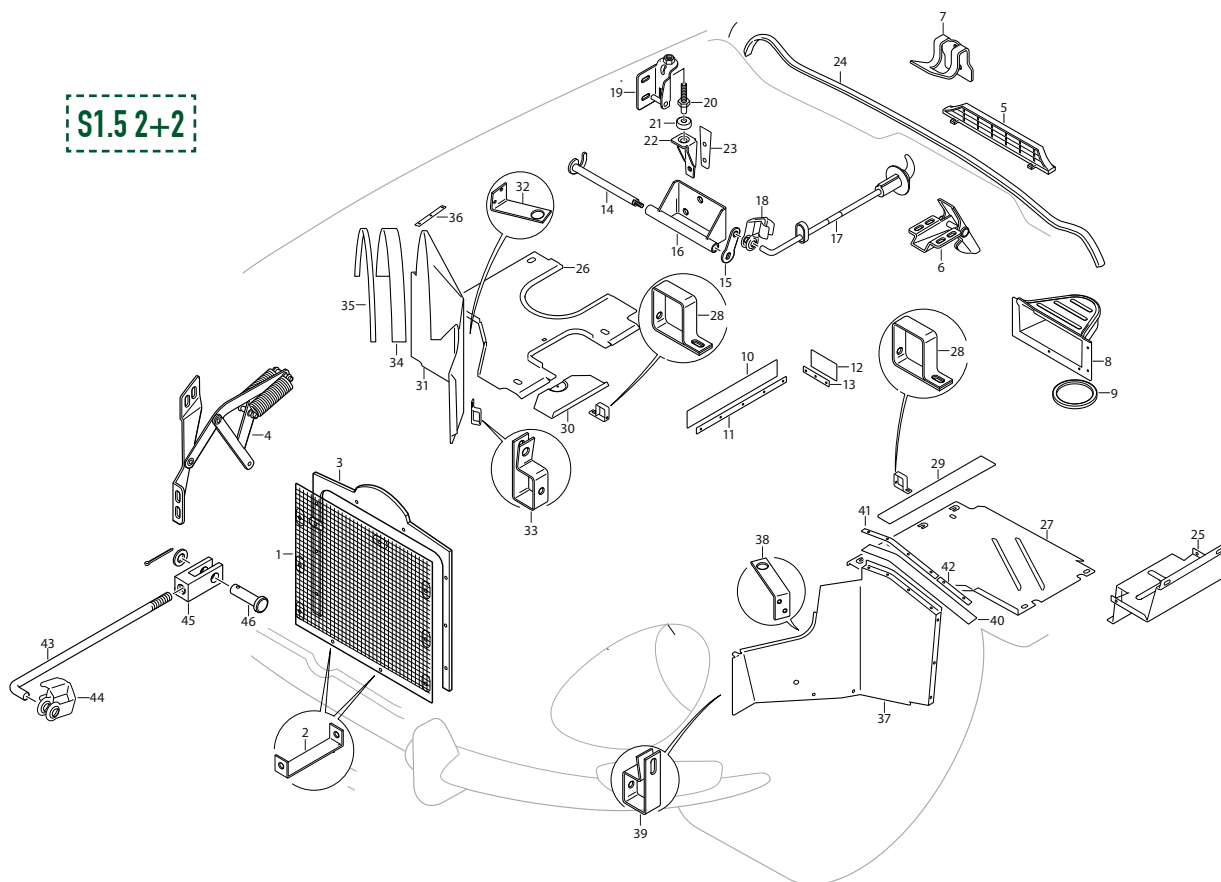
(CONTINUED FROM PAGE 358)

18. Extension Assembly, fixing Motif Bar	BD19113	2
Screw, Set, securing Extension to Over Rider	UFS125/6R	4
Washer, Shakeproof, on Setscrews	C724	4
Washer, Plain, under Shakeproof Washers	FW104/T	4
Screw, Set (Outer) securing Front Bumpers to Bonnet	BD9604/4	2
Screw, Set (Inner) securing Front Bumpers to Bonnet	BD9604/6	2
Washer, Spring, on Setscrews	FG106/X	4
Washer, Plain, on under Spring Washers	FW106/T	4
Seal, between Front Bumper Brackets and Bonnet	BD28523	4
19. Seal, between Front Bumpers and Bonnet (31" long)	BD18947/3	2
20. Clip, securing Rubber Seals	BD10313	4
21. Motif Bar in Air Intake Aperture	BD17700/1	1
Rubber Mounting, between Motif Bar and Bumper Extensions	BD24448	2
Nut, Self-Locking, securing Motif Bar to Rubber Mountings	C8737/1	2
Washer, Plain, under Self-Locking Nuts	FW104/T	2
22. Motif	C16336	1
23. Backing Piece, behind Motif	BD19033	1
24. Spring Clip, retaining Motif	BD19034	1
25. Screw, Self-Tapping, securing Spring Clip	BD11501	2

BONNET FITTINGS: 2+2

1. Stone Guard Assembly behind Bonnet				
Air Intake Aperture	BD31984	1	4. RH Bonnet Balance Link Assembly	BD20016 1
Screw, Set, securing Stone Guard to Bonnet	BD20150/3	8	LH Bonnet Balance Link Assembly	BD20017 1
Washer, Shakeproof, on Setscrews	C723/A	8	Spring, on Bonnet Balance Link	BD19972 4
Washer, Special, under Shakeproof			Washer (Brass) on each side of Spring eyes	BD20013/4 16
Washers at side fixings	BD541/34	6	Split Pin, retaining Springs	L102/6U 8
Washer, Plain, under Shakeproof			Screw, Set, securing Balance Links to Bonnet	BD8291/2 8
Washers at top fixings	AW102/T	2	Washer, Shakeproof, on Setscrews	C724 8
2. Bracket, for lower fixing of Stone Guard	BD20579	2	Washer, Special, under Shakeproof Washers	BD541/20 8
Screw, Set, securing Brackets and			Shouldered Bolt, securing Balance	
Stone Guard	UFS125/4R	4	Links to Front Frame	BD19736 2
Nut, on Setscrews	UFN125/L	4	Washer (Brass) on Bolts	BD20013/1 2
Washer, Shakeproof, under Nuts	C724	4	Washer (Brass) on Bolts	BD20013/2 2
Washer, Plain, under Shakeproof Washers	FW104/T	4	Nut, Self-Locking, on Bolts	C8667/1 2
3. Frame Assembly for fixing of Stone Guard	BD31976	1	5. Grille for Air Outlet at rear edge of Bonnet	BD19178 1
Felt Strip, at top of Frame (23" long)	BD19031	1	Thread-Cutting Fix, securing Grille to Bonnet	BD17290 2
Screw, Self-Tapping, securing Frame	DAZ814/10C	6	Screw, Set, securing Grille to Bonnet	UFS419/4H 2
to Bonnet			Washer, Shakeproof, on Setscrews	C723/A 2
Washer, Special, on Self-Tapping Screws	BD542/3	6		

S1.5 2+2



BONNET FITTINGS: 2+2

6. Bonnet Safety Catch Assembly	BD20315	1	18. Clip, securing Operating Rods to Locking Hooks	C13806	1
Spring, on Safety Catch	BD20318	1	"O" Ring, preventing vibration of Operating Rods	BD28607	
Clevis Pin, through Safety Catch	J103/15S	1	19. Bracket Assembly, on RH Bonnet Side Panel, engaging Locking Hook	BD19905	1
Split Pin, retaining Clevis Pin	L102/4U	1	Bracket Assembly, on LH Bonnet Side Panel, engaging Locking Hook	BD19906	1
Washer, Special, behind Split Pin	BD541/28	1	Screw, Set, securing Brackets to Bonnet Side Panels	BD18307/2	4
Screw, Set, securing Safety Catch to Bonnet	UFS419/3H	4	Washer, Shakeproof, on Setscrews	C724	4
Washer, Shakeproof, on Setscrews	C723/A	4	Washer, Special, under Shakeproof Washers	BD541/6	4
Tapped Plate, receiving Setscrews	BD20319	1	20. Locating Peg, on Brackets	BD19896	2
7. Bracket Receiving Safety Catch	BD20320	1	Nut, locking Locating Pegs to Brackets	UFN231/L	2
Screw, Set, securing Bracket to Scuttle	BD18307/3	2	21. Rubber Buffer, on Locating Pegs	BD19936	2
Washer, Shakeproof, on Setscrews	C724	2	22. Bracket, on Dash, receiving Locating Pegs	BD19917	2
8. Extension Assembly, at rear of LH Bonnet Duct, for Heater Air Intake	BD19730	1	Screw, Set, securing Brackets to Dash	BD8291/2	4
9. Seal (Rubber) for Air Intake Extension	BD23657	1	Washer, Shakeproof, on Setscrews	C724	4
Screw, Self-Tapping, securing Extension to Bonnet	DAZ814/12C	6	23. Gasket, under Locating Brackets	BD25649	2
Washer, Spring, on Self-Tapping Screws	FG104/X	6	24. Rest Rubber for rear edge of Bonnet (70" Long)	BD20903/1	1
Washer, Special, under Spring Washers	BD542/3	6	25. Carrier Bracket for Battery Tray	BD15165	1
10. Seal (Rubber) between Bonnet LH Valance and Frame Side Member	BD20816/1	1	Screw, Set, securing Carrier Bracket to LH Sill	UFS125/4R	5
11. Fixing Strip, for Rubber Seal	BD20735	1	Nut, on Setscrews	UFN125/L	5
12. Seal (Rubber) between Bonnet LH Rear Diaphragm and Frame Side Member	BD20816/2	1	Washer, Spring, under Nuts	FG104/X	5
13. Fixing Strip, for Rubber Seal	BD20736	1	Washer, Plain, under Spring Washers	FW104/T	5
Pop Rivet, securing Fixing Strips	BD1814/6	8	26. RH Undershield for Front Frame	BD20048	1
14. RH Locking Hook Assembly for Bonnet	BD19890	1	27. LH Undershield for Front Frame	BD27427	1
LH Locking Hook Assembly for Bonnet	BD19891	1	28. Bracket, fixing Undershields to Front Frame	BD20049	4
15. Lever, on Locking Hook Shaft	BD19894	2	Screw, Set, securing Brackets and Undershields to Front Frame	UFS125/5R	4
Nut, securing Levers	C8737/1	2	Nut, on Setscrews	UFN125/L	4
16. Mounting Bracket Assembly for Locking Hooks	BD19883	2	Washer, Shakeproof, under Nuts	C724	4
Screw, Set, securing Mounting Brackets to Dash	BD18307/2	6	Washer, Plain, under Shakeproof Washers	FW104/T	4
Washer, Shakeproof, on Setscrews	C724	6	Spire Nut, fixing Undershields to Sills and Mudshields	BD8536/8	9
17. Handle and Rod Assembly, operating RH Locking Hook	BD19977	1	Screw, Self-Tapping, securing Undershields to Sills and Mudshields	DJJ410/8C	9
Handle only	BD19903	1	Washer, Plain, on Self-Tapping Screws	AW102/T	9
Escutcheon	BD19904	1	29. Seal (Canvas/Rubber) for LH Undershield	BD25541	1
Seal (Neoprene) on Operating Rod	BD19895	1	30. Cover Plate, sealing Oil Cleaner Access Aperture in RH Undershield	BD25246	1
Screw, Self-Tapping, securing Escutcheons to Body	DJC008/12C	2	Screw, Self-Tapping, securing Cover Plate	DAZ810/10C	1
Speed Nut, on Self-Tapping Screws	BD8633/8	2	Fibre Washer, retaining Self-Tapping Screw	BD25247	1
Handle And Rod Assembly, operating LH Locking Hook	BD19978	1	Plastic Bush, in Undershield, receiving Self-Tapping Screw	BD25250	1
Handle only	BD19903		31. RH Mudshield Assembly	BD19522	1
Escutcheon	BD19904	2	32. Bracket, upper, fixing RH Mudshield	BD20425	1
Seal (Neoprene) on Operating Rod	BD19895	1	33. Bracket, lower, fixing RH Mudshield	BD20426	1
Screw, Self-Tapping, securing Escutcheons to Body	DJC008/12C	2	Pop Rivet, securing Brackets to Mudshield	BD11712/1	4
Speed Nut, on Self-Tapping Screws	BD8633/8	2			

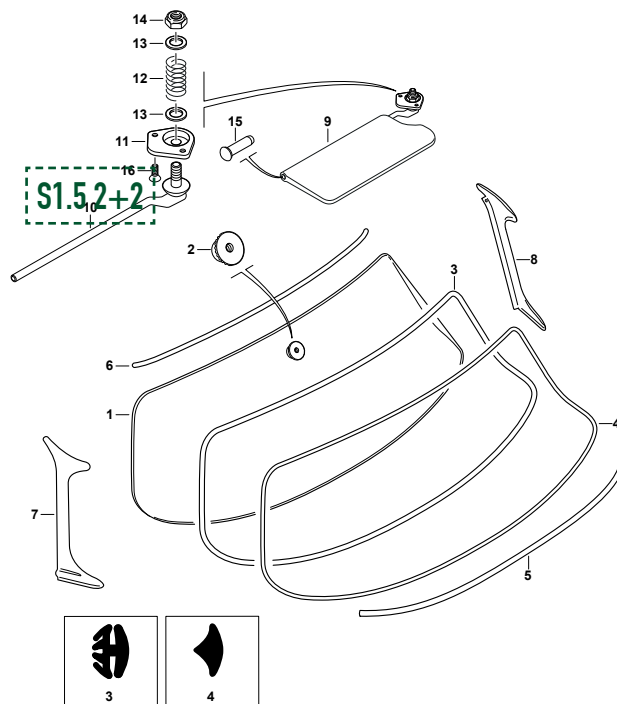
BONNET FITTINGS: 2+2

(CONTINUED FROM PAGE 361)

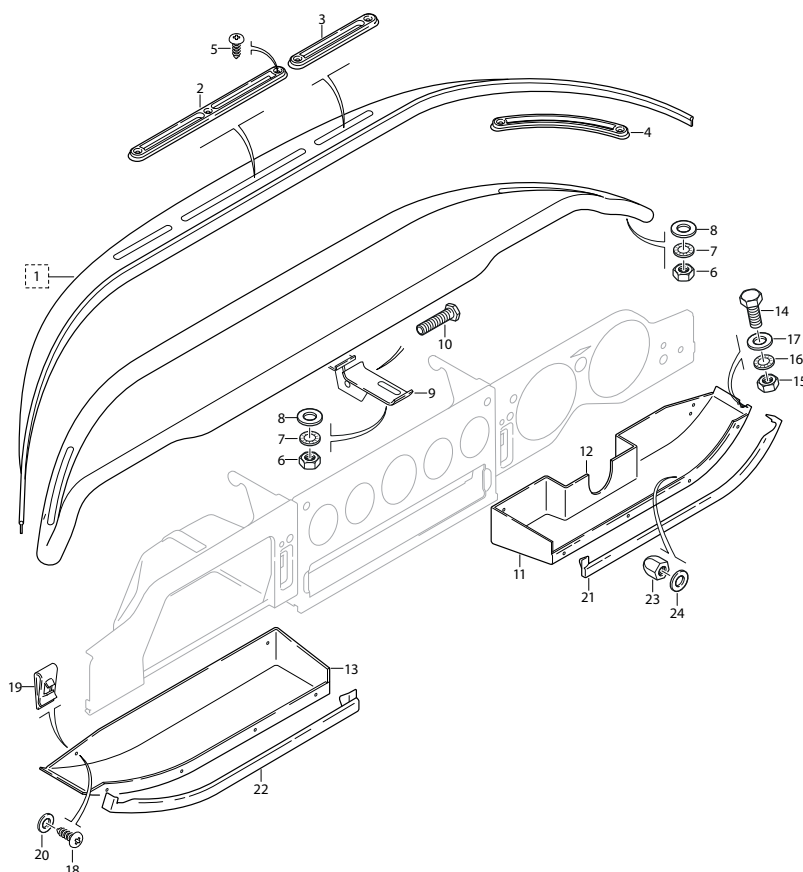
34. Seal (Rubber) for RH Mudshield (33" long)	BD20434/1	1	Rubber Plug sealing Aperture in Bonnet Front Under Panel	BD20989	1
35. Fixing Strip, securing Seal to RH Mudshield	BD20429	1	Pivoted Carrier Bracket Assembly, for Front Number Plate	BD20934	1
36. Fixing Strip, securing Seal to RH Sill	BD20427	1	Nut, securing Bracket to Bonnet Front Under Panel	UFN125/L	2
Pop Rivet, securing Fixing Strips and Seals	BD1814/6	14	Washer, Shakeproof, under Nuts	C724	2
37. LH Mudshield Assembly	BD27425	1	Packing Block (Aluminium) at fixings of Bracket	BD20939	2
38. Bracket, upper, fixing LH Mudshield	BD20424	1	43. Control Rod operating Pivoted Carrier Bracket when Bonnet is moved	BD20936	1
39. Bracket, lower, fixing LH Mudshield	BD20426	1	44. Clip, securing Control Rod to Bracket	C13806	1
Pop Rivet, securing Brackets to Mudshield	BD11712/1	4	Grommet, in Bonnet Front Under Panel, for Control Rod	C4548	1
40. Seal (Rubber) for LH Mudshield	BD20434/2	1	45. Fork End connecting Control Rod to Bracket on Front Sub-Frame	BD20937	1
41. Fixing Strip, securing Seal to LH Mudshield	BD20428	1	Nut, locking Fork End to Control Rod	UFN125/L	1
42. Fixing Strip, securing Seal to LH Sill	BD20427	1	46. Clevis Pin, securing Fork End to Bracket on Front Sub-Frame	J103/10S	1
Pop Rivet, securing Fixing Strips and Seal	BD1814/6	11	Split Pin, retaining Clevis Pin	L102/4U	1
Screw, Set, securing Mudshields to Front Frame and Sills	UFS125/5R	10	Washer, Plain, behind Split Pin	AW102/T	1
Washer, Special, on Setscrews	BD541/20	10			
Nut, on Setscrews	UFN125/L	10			
Washer, Shakeproof, under Nuts	C724	10			
Plug (Black PVC) sealing Redundant Holes in Dash	BD19717	3			

WINDSCREEN & FITTINGS: 2+2

1. Windscreen Glass			15. End Cap, on Visors	BD24593	2
Clear	BD32350	1	16. Setscrew, (Cone Point), securing Sun Visors and Brackets to Body Interior Mirror	BD22728/5	4
Tinted	BD32350/1	1	Plastic Screw, securing Mirror to Boss	C28475	1
2. Boss, on Windscreen for Mirror	BD32397	1			
3. Seal, Rubber, around Windscreen Glass	BD28050	1			
4. Insert, Rubber, for seal	BD28279	1			
5. Chrome Finisher, at bottom of Windscreen	BD20562	1			
6. Chrome Finisher, at top of Windscreen	BD20563	1			
7. Chrome Finisher, at RH side of Windscreen	BD28996	1			
8. Chrome Finisher, at LH side of Windscreen	BD28997	1			
Screw, Self-Tapping, securing RH and LH Chrome Finishers	DAC404/6C	6			
Sunvisor with Mirror, RH	BD28637	1			
LHD Models fitted to Chassis No. 7E.78017	BD21366	1			
Sunvisor with Mirror, LH	BD13642/5	4			
LHD Models fitted to Chassis No. 7E.78017	BD33538	2			
9. Sun Visor only					
LH Sun Visor, with Mirror	BD33627	1			
RHD Models	BD21130	1			
RH Friction Arm Assembly	BD21129	1			
10. LH Friction Arm Assembly	BD21012	2			
11. Base, for Friction Arms	BD9635	2			
12. Spring, on Arm inside Base	BD541/32	4			
13. Washer, Special, at each side of Spring	C8737/1	2			
14. Nut, Self-Locking, securing Arm in Base					



SCREEN RAIL & PARCEL TRAYS: 2+2

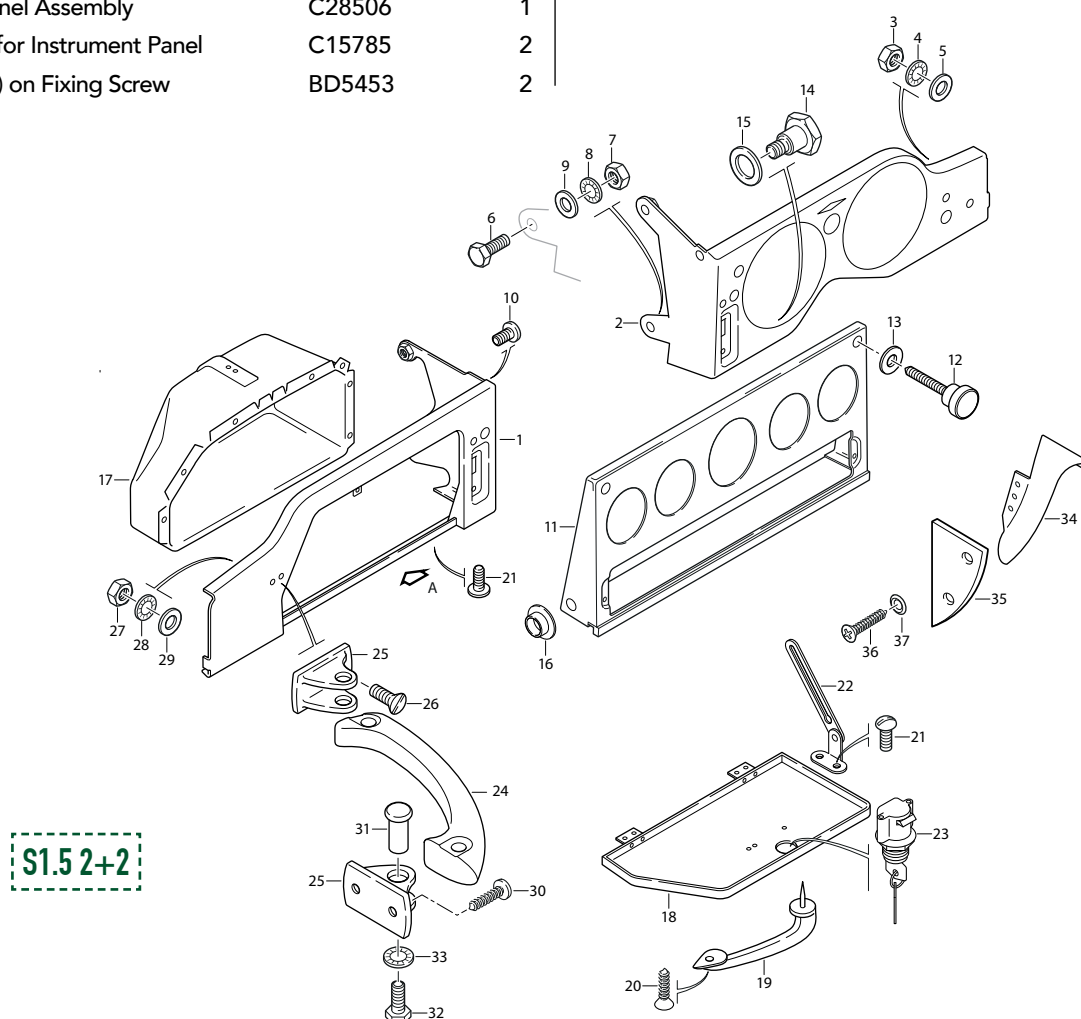


S1.5 2+2

1. Screen Rail Facia Assembly, Complete	BD23832	1	13. Parcel Tray Assembly, LH		
2. Bezel, for centre Demister Slot	BD20632	1	RHD Models	BD26544	1
3. Bezel, for intermediate Demister Slots	BD20591	2	LHD Models	BD28546	1
4. Bezel, for outer Demister Slots	BD20592	2	14. Screw, Set, securing Parcel Trays to Body	UFS419/4H	2
5. Screw, Self-Tapping, securing Bezels	DAJ606/10C	10	15. Nut, on Setscrews	UFN119/L	2
6. Nut, securing Screen Rail Facia	UFN119/L	4	16. Washer, Shakeproof, under Nuts	C723/A	2
7. Washer, Shakeproof, under Nuts	C723/A	4	17. Washer, Plain, under Shakeproof Washers	AW102/T	2
8. Washer, Plain, under Shakeproof Washers	AW102/T	4	18. Screw, Self-Tapping, securing Parcel Trays to Body	DJJ410/8C	4
9. Bracket, for RH inner fixing of Screen Rail Facia	BD20565	1	19. Spire Nut, on Self-Tapping Screws	BD8536/2	4
Bracket, for LH inner fixing of Screen Rail Facia	BD20566	1	Screw, Knurled Head, securing Parcel Trays to Body	C15785	2
Bracket, for RH outer fixing of Screen Rail Facia	BD21182	1	20. Washer, Plain, Setscrews	AW102/T	6
Bracket, for LH outer fixing of Screen Rail Facia	BD21183	1	21. Crash Roll Assembly on RH Parcel Tray	BD28843	1
10. Screw, Set securing inner Brackets	BD20861/1	2	Chrome Finisher, at inner end of Crash Roll	BD28740	1
11. Parcel Tray Assembly, RH			Screw, Self-Tapping, securing Chrome Finishers	DAZ404/6C	1
RHD Models	BD28543	1	Finisher Bead, above Chrome Finisher	BD28741	1
LHD Models	BD28545	1	22. Crash Roll Assembly on LH Parcel Tray	BD28844	1
12. Cover Panel, on RH Parcel Tray, for Steering Column			Chrome Finisher, at inner end of Crash Roll	BD28740	1
RHD Models	BD30608	1	Screw, Self-Tapping, securing Chrome Finishers	DAZ404/6C	1
LHD Models	BD30609	1	Finisher Bead, above Chrome Finisher	BD28741	1
Rubber Seal, for Cover Panel	BD30610	1	23. Acorn Nut, securing Crash Rolls to Parcel Trays	BD26308	8
Bifurcated Rivet, securing Cover Panel and Seal	BD524/10	9	24. Washer, Plain, under Acorn Nuts	AW104/T	8

DASH & FACIA PANELS: 2+2

1. LH Facia Panel Assembly					
RHD Models	BD28259	1	14. Pivot Screw, for Instrument Panel	C16258	2
LHD Models	BD28265	1	15. Washer (Fibre) under Head of Pivot Screw	C782	2
2. RH Facia Panel Assembly			16. Bush (Nylon) on Pivot Screw	C16318	2
RHD Models	BD28258	1	17. LH Cubby Box		
LHD Models	BD28264	1	RHD Models	BD27499	1
Bracket, fixing, RH Facia Panel to Dash Side	BD19242	1	LHD Models	BD27498	1
Bracket, fixing, LH Facia Panel to Dash Side	BD19241	1	18. Lid Assembly for LH Cubby Box		
3. Nut, securing Facia Panels to Brackets	UFN119/L	2	RHD Models	BD28260	1
4. Washer, Shakeproof, under Nuts	C723/A	2	LHD Models	BD28266	1
5. Washer, Plain, under Shakeproof Washers	AW102/T	2	19. Handle, on Cubby Box Lid	BD12326	1
6. Screw, Set, securing Facia Panels at lower centre	UFS119/3R	2	20. Woodscrew, securing Handle	MC303/5R	1
7. Nut, on Setscrews	UFN119/L	2	21. Screw, Set, securing Cubby Box Lid to Facia Panel	BD24396/5	4
8. Washer, Shakeproof, under Nuts	C723/A	2	Buffer, in Facia Panel, seating Lid when closed	BD28469	2
9. Washer, Plain, under Shakeproof Washers	AW102/T	2	22. Quadrant Assembly for Cubby Box Lid	BD12735	1
10. Screw, Set, securing Facia Panels at upper centre	BD20861/1	2	Screw, Set, securing Quadrant to Cubby Box Lid	BD24396/2	2
11. Instrument Panel Assembly	C28506	1			
12. Fixing Screw, for Instrument Panel	C15785	2			
13. Washer (Fibre) on Fixing Screw	BD5453	2			

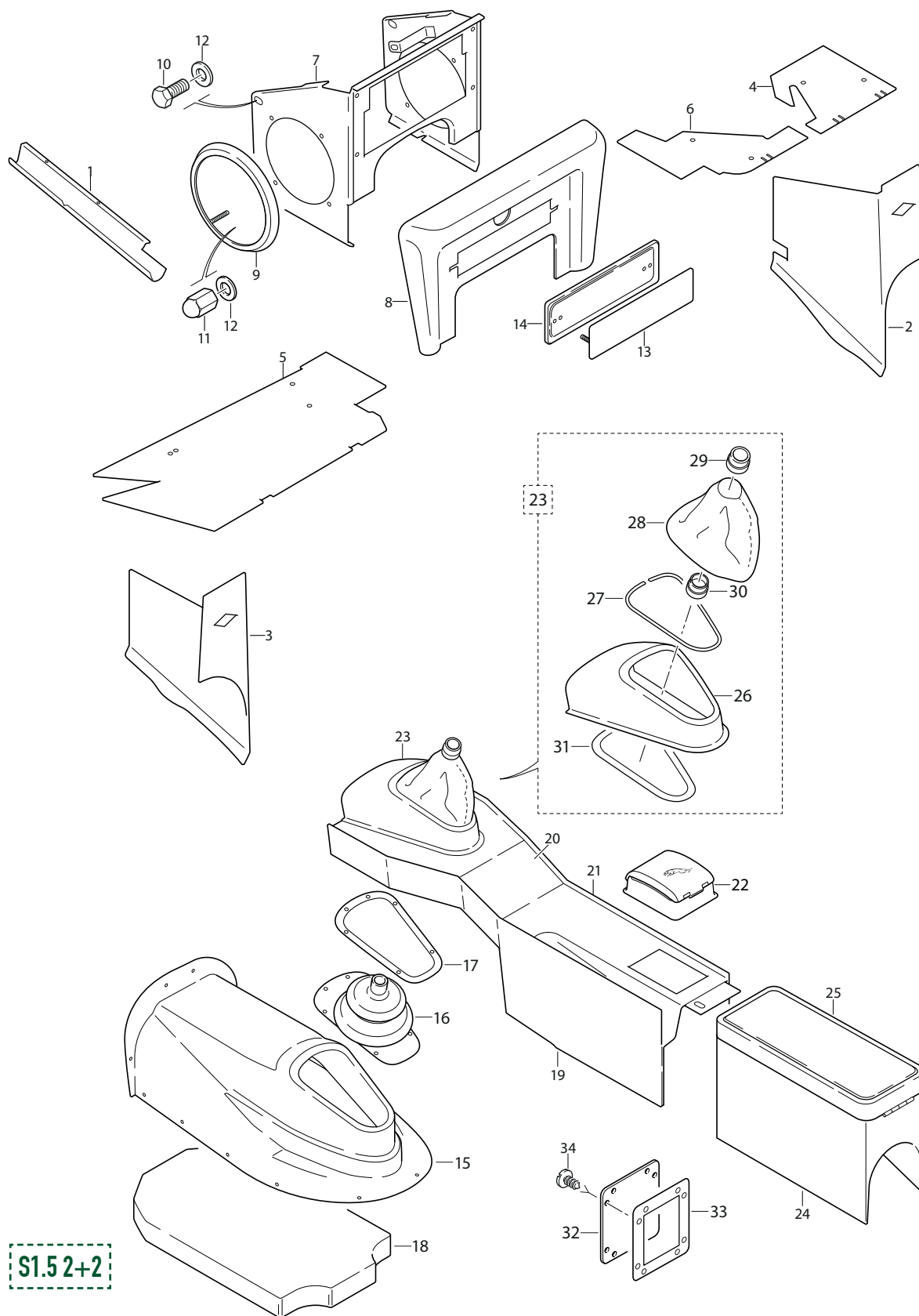


DASH & FACIA PANELS: 2+2

23. Lock Assembly on Cubby Box Lid	BD24296	1	31. Hollow Bolt, retainig Grab Handle in Anchor Brackets	BD24858	2
Barrell, for Cubby Box Lock	BD24673	1	32. Bolt, Special, securing Hollow Bolts	BD20639	2
Ring, securing Lock to Cubby Box Lid	BD24152	1	33. Washer, Shakeproof, on Special Bolts	C739	2
24. Grab Handle Assembly at side of Dash			34. Chrome Finisher RH between Facia Panel and Windscreen Pillar	BD24950	1
RHD Models	BD24933	1	Chrome Finisher LH between Facia Panel and Windscreen Pillar	BD24951	1
LHD Models	BD24932	1	Screw, Self-Tapping, securing Chrome Finishers	DAZ404/10C	2
25. Anchor Bracket, fixing Grab Handle to Facia Panel and Dash Side	BD24857	2	35. Trim Panel Assembly, forward of RH Chrome Finisher	BD26445	1
26. Screw, Set, securing Anchor Bracket to Facia Panel	UCS519/4H	2	Trim Panel Assembly, forward of LH Chrome Finisher	BD26444	1
27. Nut, on Setscrews	UFN119/L	2	36. Screw, Self-Tapping, securing Trim Panels	DAC604/10C	4
28. Washer, Shakeproof, under Nuts	C723/A	2	37. Cup Washer, on Self-Tapping Screws	BD532/1	4
29. Washer, Special, under Shakeproof Washer	BD541/34	1			
30. Screw, Self-Tapping, securing Anchor Brackets to Dash Side	DAC508/12C	2			



CENTRE CONSOLE & GEARBOX TUNNEL: 2+2

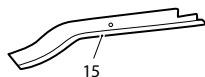
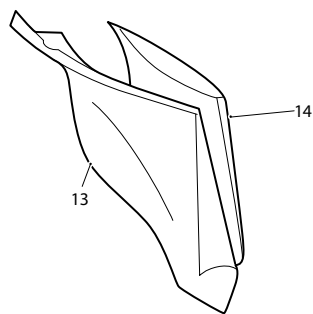


CENTRE CONSOLE & GEARBOX TUNNEL: 2+2

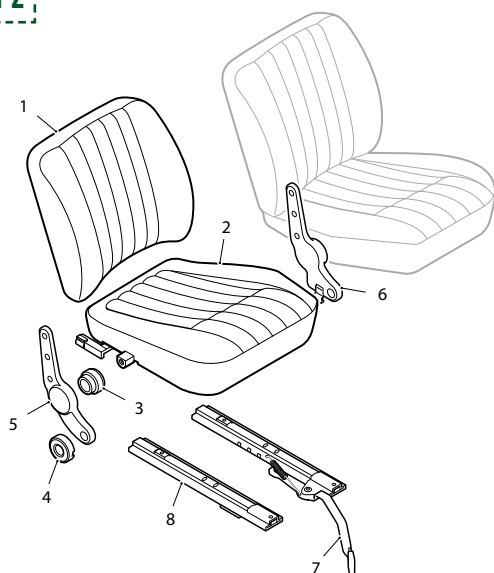
1. Cover Assembly, for Wiring Harness at LH side of Scuttle	BD29152	1	15. Gearbox Cover	BD27643	1
Rivet (bifurcated), securing Cover Assembly	BD1328/8	3	Screw, Self-Tapping, securing Gearbox Cover	DJZ410/10C	12
2. RH Scuttle Side Casing Assembly	BD28998	1	Washer, Special (Oval) under Self-Tapping Screws	BD542/3	12
3. LH Scuttle Side Casing Assembly	BD28999	1	Spire Nut, receiving Self-Tapping Screws	BD8536/2	8
Screw, Self-Tapping, securing Side Casings	DAC604/12C	8	Seal, (Plastozote), sealing Gearbox Cover	BD26122	A/R
Cup Washer, on Self-Tapping Screws	BD532/1	8	16. Grommet, on Gearbox Cover for Change Speed Lever	BD29420	1
4. RH Scuttle Top Casing Assembly	BD29288	1	17. Retainer, fixing Grommet on Gearbox Cover	BD27496	1
5. LH Scuttle Top Casing Assembly	BD29290	1	Screw, Self-Tapping, securing Retainer	DAZ406/8C	6
6. Centre Scuttle Top Casing Assembly	BD29289	1	18. Sound Insulating Pad, under Gearbox Cover	BD27833	1
LH Scuttle Top Casing Assembly	BD29572	1	Cover Plate, for Starter Motor Access	BD25731	1
RH Scuttle Top Casing Assembly	BD29547	1	Gasket, under Cover Plate	BD25732	1
Centre Scuttle Top Casing Assembly	BD29549	1	Screw, Self-Tapping, securing Cover Plate	DZZ410/8C	4
Screw, Self-Tapping, securing Top Casings	DAC604/14C	2	Sealing Plug (Rubber) in Gearbox Side Panels	BD10821	2
Cup Washer, on Self-Tapping Screws	BD532/1	2	Sealing Plug (Rubber) in RH Gearbox Side Panel	BD28255	1
Screw, Self-Tapping, securing Top Casings	DJN608/8C	3	Cover Plate, on side of Gearbox Tunnel	BD30092	1
Cup Washer, on Self-Tapping Screws	BD532/3	3	Gasket, under Cover Plate	BD30093	1
Spire Nut, on Self-Tapping Screws	BD8536/6	3	Screw, Self-Tapping, securing Cover Plate	DZZ410/8C	4
Radio Panel Assembly, above Gearbox Tunnel	BD32656	1	19. Tunnel Finisher Assembly, complete	BD32761	1
7. Face Panel Assembly, for Radio Panel	BD32506	1	20. Tunnel Finisher (Trimmed)	BD28707	1
8. Spire Nut, securing Face Panel	BD12709	4	21. Trim Panel, on top of Tunnel Finisher	BD32762	1
9. Mounting Panel, for Speakers	BD32445	2	22. Ash Tray Assembly	BD32492	1
Grille, in Mounting Panels	BD25350	2	Gauntlet Panel Assembly, complete	BD33799	1
Gasket (Fibre) behind Grilles	BD26854	2	Screw, Self-Tapping, securing Gauntlet Panel Assembly to Trim Panel	DZZ406/4C	7
Distance Piece, on Studs	BD37871	8	Screw, Self-Tapping, securing Finisher to Tunnel at rear	DZZ406/8C	3
Nut, securing Mounting Panel and Grille	UCN116/L	8	23. Gauntlet Panel Assembly	BD33799	1
Washer, Shakeproof, under Nuts	C722	8	24. Armrest and Stowage Compartment Assembly	BD28918	1
Washer, Shakeproof, under Shakeproof Washer	AW102/T	8	25. Armrest Assembly only	BD28919	1
Trim Panel Assembly, at RH side of Front Finisher	BD26202	1	Hinge, for Armrest	BD28926	1
Trim Panel Assembly, at LH side of Front Finisher	BD26203	1	Setscrew, Chrome, securing Hinge	BD18092/2	6
10. Chrome Bolt, securing Radio Panel Assembly	BD19302	2	Screw, Self-Tapping, securing Armrest and Stowage Compartment to Tunnel	DZZ406/8C	3
11. Dome Nut, securing Radio Panel Assembly	C2327	2	26. Gauntlet Panel, trimmed	BD29748	1
12. Chrome Washer, under Bolts and Nuts	BD848/2	4	27. Decorative Ring, Chrome, at top of Gauntlet Panel	BD29419	1
Bracket Assembly, RH on Dash for fixing Radio Panel Assembly	BD24444	1	28. Gear Lever Boot, at top of Gauntlet Panel	BD29749	1
Bracket Assembly, LH on Dash for fixing Radio Panel Assembly	BD24443	1	29. Chrome Ferule, at top of Gear Lever Boot	BD19728	1
Setscrew, securing Bracket Assemblies to Dash	UFS419/4H	4	30. Ferule Base (Nylon)	BD19729	1
Washer, Shakeproof, under Setscrew	C723/A	4	31. Retainer Ring, securing Gear Lever Boot	BD37321	1
13. Trim Panel (Black Trim), in Radio Aperture	BD30786	1	32. Cover Plate, on Inspection Apertures in Rear Seat Pan	BD28078	2
14. Finisher Panel (Chrome), under Trim Panel	BD17354	1	33. Gasket, under Cover Plate	BD28079	2
Nut, securing Trim and Finisher Panels	UFN119/L	2	34. Screw, Self-Tapping, securing Cover Plate	DZZ410/6	16
Washer, Shakeproof, under Nut	C723/A	2			
Washer, Special, under Shakeproof Washer	C1583	2			

FRONT SEATS & SLIDES: 2+2

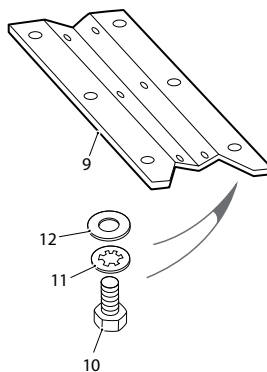
1. Squab Assembly	BD32680	1
2. Base Assembly for RH Seat	BD32678	1
Base Assembly for LH Seat	BD32679	1
Hinge Arm Assembly, at RH side of Seat	BD27339	1
Hinge Arm Assembly, at LH side of Seat	BD27338	1
Screw, Set, securing Hinge Arms to Squab	BD17821/7	6
3. Pivot Bush (Nylon) for Hinge Arms	BD26221	2
4. Retainer, holding Hinge Arms and Pivot Bushes to Seat Base	BD26222	2
Screw, Set, securing Retainers to Seat Base	BD16940/2	2
Lever, Operating Reclining Mechanism, for RH Seat	BD34739	1
Lever, Operating Reclining Mechanism, for LH Seat	BD34740	1
Screw, securing lever	BD13713/1	1
Washer, on Screw	BD32692	1
Washer, Shakeproof, on Screw	C723/A	1

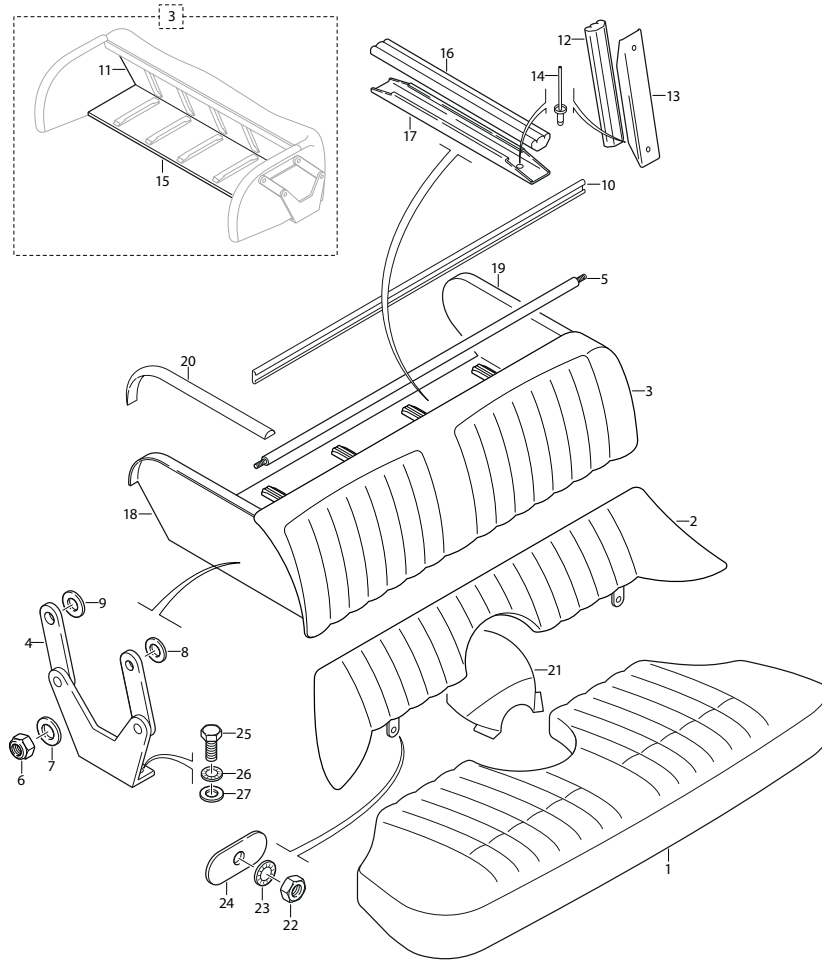


S1.5 2+2



5. Hinge Arm Assembly at RH side of Seats	BD27339	1
6. Hinge Arm Assembly at LH side of Seats	BD27338	1
Spring, on LH Hinge Arms, retaining Squab in raised position	BD27838	1
Screw, Self-Tapping, securing Springs	DAC404/4C	4
7. Locking Slide for RH Seat	BD28418	1
Locking Slide for LH Seat	BD28147	1
8. Seat Slide	BD28419	2
Fixing Boss, locating Seat Slides on Floor at front	BD27434	4
Screw, Set, securing Fixing Bosses to Floor	BD21509/85	4
Washer, Shakeproof, on Setscrews	BD2906/10	4
Screw, Set, securing Seat Slides to Floor at rear	BD27546/6	4
Washer, Shakeproof, on Setscrews	C724	4
Screw, Set, securing Slides to Front Seats	BD27546/4	8
Washer, Shakeproof, on Setscrews	C724	8
9. Heat Shield Assembly for Exhaust System	BD29124	1
10. Screw, Set, securing Heat Shield to Body	BD8291/4	6
11. Washer, Shakeproof, on Setscrew	C724	6
12. Washer, Special, under Shakeproof Washers	1861	6
13. Trimming Panel on RH Shut Pillar	BD28942	1
14. Pad, on Trimming Panel	BD28950	1
Trimming Panel on LH Shut Pillar	BD28943	1
Pad, on Trimming Panel	BD28951	1
15. RH Trim Panel above Back Door Aperture		
Chassis No. 1E.50001 to 1E.50422 & 1E.75001 to 7E.76663	BD20266	1
Chassis No. 1E.50423 on & 7E.76664 on	BD29352	1
LH Trim Panel above Back Door Aperture		
Chassis No. 1E.50001 to 1E.50422 & 1E.75001 to 7E.76663	BD20267	1
Chassis No. 1E.50423 on & 7E.76664 on	BD29353	1
Screw, Self-Tapping, securing Trim Panels		
Chassis No. 1E.50001 to 1E.50422 & 1E.75001 to 7E.76663	DAC404/6C	14
Chassis No. 1E.50423 on & 7E.76664 on	DAC404/6C	12

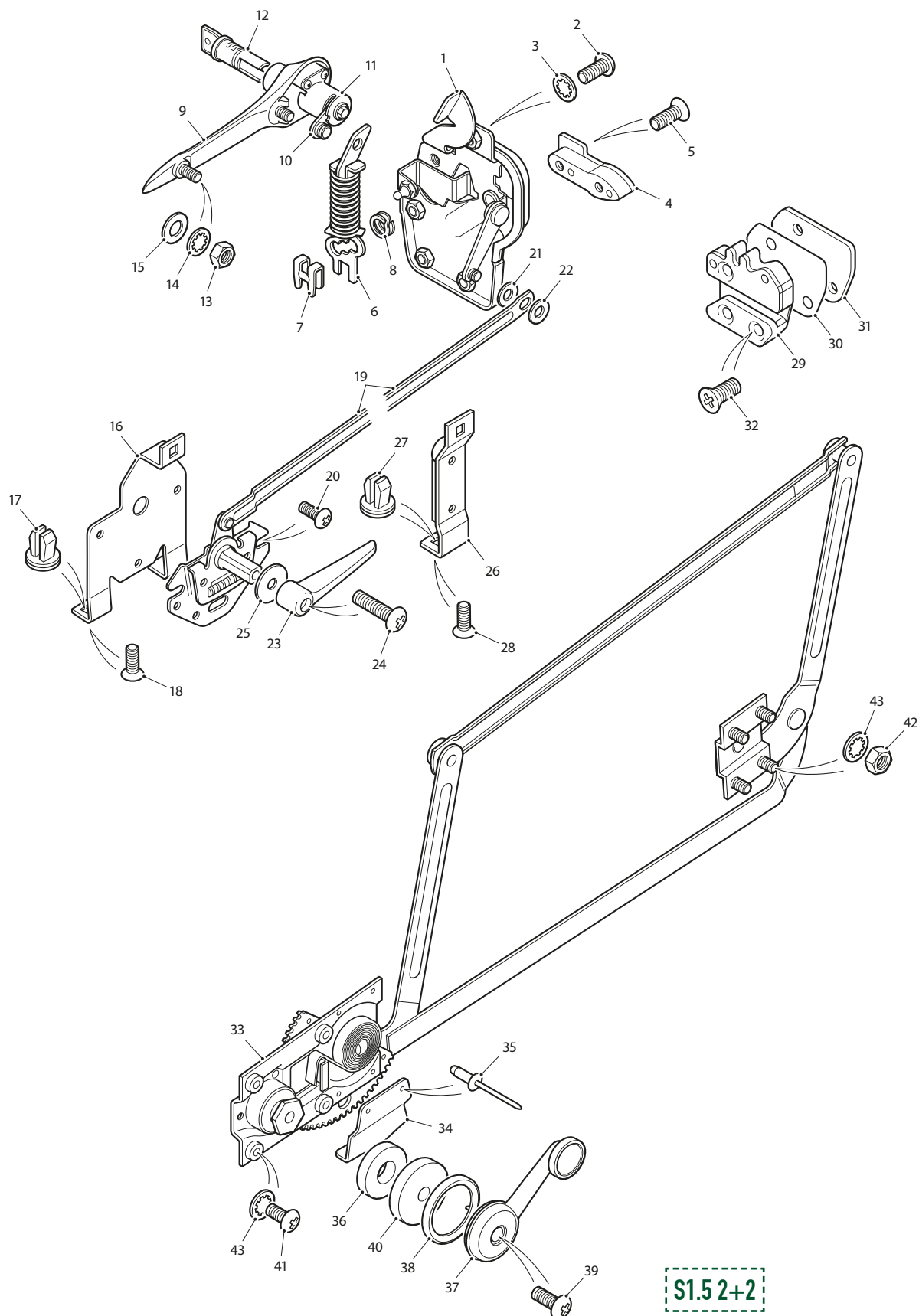




S1.52+2

1. Rear Seat Cushion Assembly	BD28731	1	13. Retainer, for Beading	BD29251/1	5
2. Rear Lower Seat Squab Assembly	BD28729	1	14. Pop Rivet, securing Beading Retainers	BD1814/6	20
3. Rear Upper Seat Squab Assembly	BD28568	1	15. Trim Panel Assembly, on Upper Squab Base	BD29112	1
4. Bracket and Links Assembly, RH mounting Upper Squab to Body	BD28574	1	16. Beading, on Trim Panel	BD604/11	5
Bracket and Links Assembly, LH mounting Upper Squab to Body	BD28575	1	17. Retainer, for Beading	BD29250/1	5
5. Torsion Bar Assembly, connecting Forward Link of Mounting Brackets	BD28572	1	18. Trim Panel Assembly, on RH Side of Upper Squab	BD28944	1
6. Nut, Self-Locking, securing Torsion Bar to Forward Links and Rear Links to Squab Side Panels	C8667/14	1	19. Trim Panel Assembly, on LH Side of Upper Squab	BD28945	1
7. Washer, under Self-Locking Nuts	BD541/33	2	20. Trim Roll Assembly, at edge of RH Side Panel	BD29326	1
8. Washer, between Forward Links and Rear Squab Side Panel	BD541/40	2	Trim Roll Assembly, at edge of LH Side Panel	BD29327	1
9. Washer, behind Rear Links	BD541/19	2	21. Trim Panel on Propshaft Tunnel at Centre Of Cushion	BD28730	1
10. Finisher Bead, at top of Upper Squab	BD29360/1	1	22. Nut, securing Lower Squab to Seat Pan	UFN125/L	2
Retainer and Rivet, securing Finisher Bead	BD29334/1	5	23. Washer, Shakeproof, under Nuts	C724	2
11. Trim Panel Assembly, at back of Upper Squab	BD28872	1	24. Washer, Special, under Shakeproof Washers	BD542/8	2
12. Beading, on Trim Panel	BD604/7	5	25. Screw, Set, securing Upper Rear Squab to Floor	UFS125/6R	6
			26. Washer, Shakeproof, on Setscrews	C724	6
			27. Washer, Special, under Shakeproof Washers	BD541/9	6

DOOR LOCKS & WINDOW REGULATOR: 2+2



S1.52+2

DOOR LOCKS & WINDOW REGULATOR: 2+2

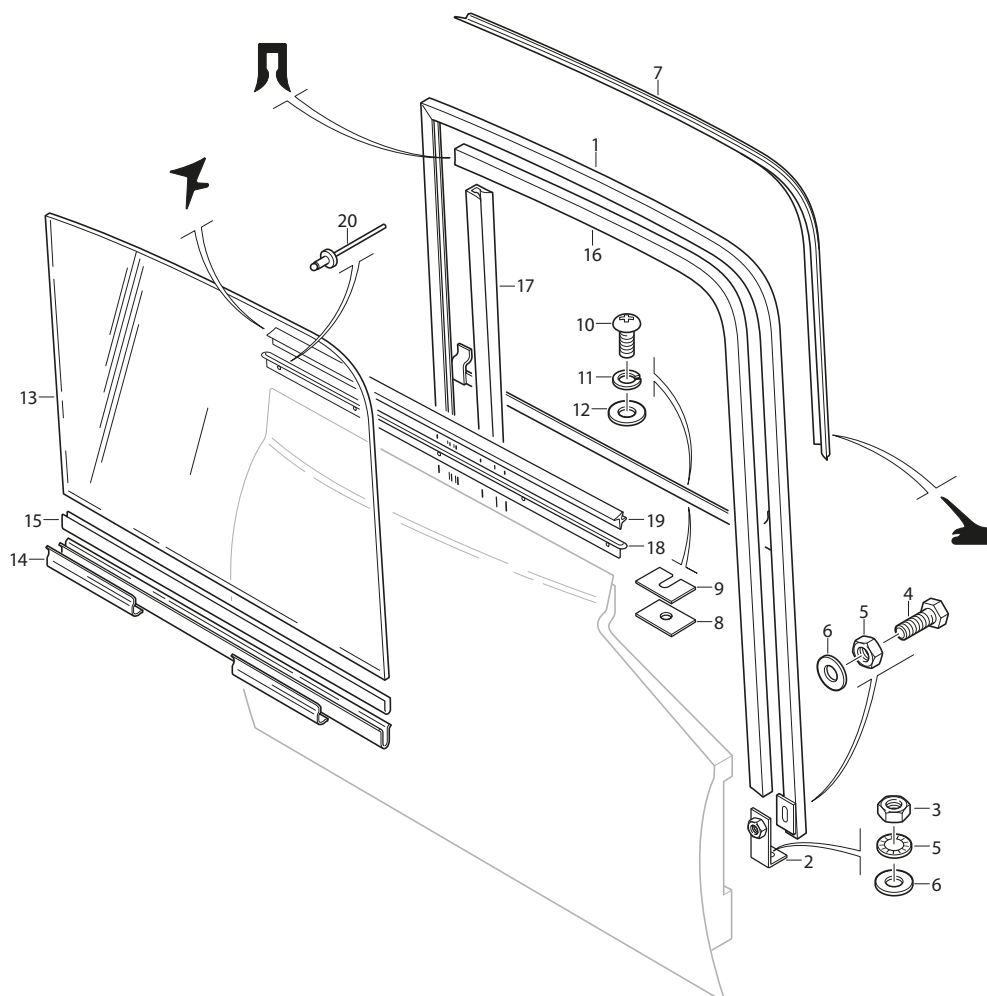
1. Lock Assembly, on RH Door	BD32618	1	21. Wavy Washer, at connection of Links to Locks	BD19575	2
1. Lock Assembly, on LH Door	BD32619	1	22. Washer, Special, behind Spring Clips	BD19574	2
2. Setscrew, securing Locks to Doors	UCS819/3H	2	23. Inside Door Handle	BD32365	2
3. Washer, Shakeproof, under Screws	C723/A	4	24. Screw (Wedglok), securing Inside Door Handle	C22234/1	2
4. Striker Guide, on RH Door	BD32372	1	25. Thrust Pad (Rubber), under Inside Door Handle	C26005	2
4. Striker Guide, on LH Door	BD32373	1	26. Bracket and Foam Pad Assembly, in Door, dampening vibrations in Remote Control and Link Assembly	BD32394	2
5. Setscrew, Allen, securing Striker Guides Locks	BD32361/5	4	27. Nut (Plastic), in Support Bracket	C31973/11	4
6. Link, between Lock and Outside Handle	BD32626	2	28. Screw, Self-Tapping, securing Bracket	DAZ808/8C	2
7. Spring Clip, securing Links to Lock Lever	BD23473	2	29. Striker, for RH Door Lock	BD32370	1
8. Washer, Spring, for Link Fixing at Locks	BD1708/9	2	29. Striker, for LH Door Lock	BD32371	1
9. Outside Handle, locking, on RH Door	BD19245	1	30. Shim, Shakeproof, under Strikers	BD19297	2
10. Operating Lever Assembly, for RH Door	7903	1	31. Shim, packing Strikers (.036" thick)	BD19298	A/R
11. Housing, for Tension Spring in RH Door	9601	1	32. Setscrew, securing Strikers	BD21509/7	6
12. Locking Barrel, in RH Door Handle	BD12000	1	33. Window Regulator Assembly, in RH Door	BD32616	1
Outside Handle, locking, on LH Door	BD19246	1	Window Regulator Assembly, in LH Door	BD32617	1
Operating Lever Assembly, for LH Door	7904	1	34. Guard, for gear on Window Regulator Assemblies	BD35926	2
Housing, for Tension Spring in LH Door	9602	1	35. Pop Rivet, securing Guards to Window Regulators	BD1814/12	4
Locking Barrel, in LH Door Handle	BD11999	1	36. Thrust Pad (Rubber), around Regulator Spindle	BD29101	1
13. Nut, securing Outside Handles	UFN119/L	4	37. Handle, operating Window Regulators	BD32364	2
14. Washer, Shakeproof, under Nut	C723/A	4	38. Escutcheon, Chrome, for Regulator Handles	BD32354	2
15. Washer, Plain, under Shakeproof Washer	AW102/T	4	39. Screw (Wedglok), securing Regulator Handles	BD34996/2	2
16. Support Bracket, in Door, for RH Remote Control and Links Assembly	BD33740	1	40. Thrust Pad (Rubber), behind Handle	BD24952/4	2
16. Support Bracket, in Door, for LH Remote Control and Links Assembly	BD33741	1	41. Setscrew, securing Regulators to Doors	UFS425/3H	8
17. Nut (Plastic), in Support Bracket	C31973/11	6	42. Nut, securing Regulators to Doors	UFN125/L	8
18. Screw, Self-Tapping, securing Bracket	DAZ808/8C	6	43. Washer, Shakeproof, on Setscrews and Nuts	C724	16
19. Remote Control and Links Assembly, operating Door Locks	BD32620	2			
20. Screw, securing Remote Control and Links Assembly	BD32206/1	6			

Made in-house by SNG Barratt



WINDOW REGULATOR
RH BD32616
LH BD32617

DOOR & WINDOW FRAMES: 2+2

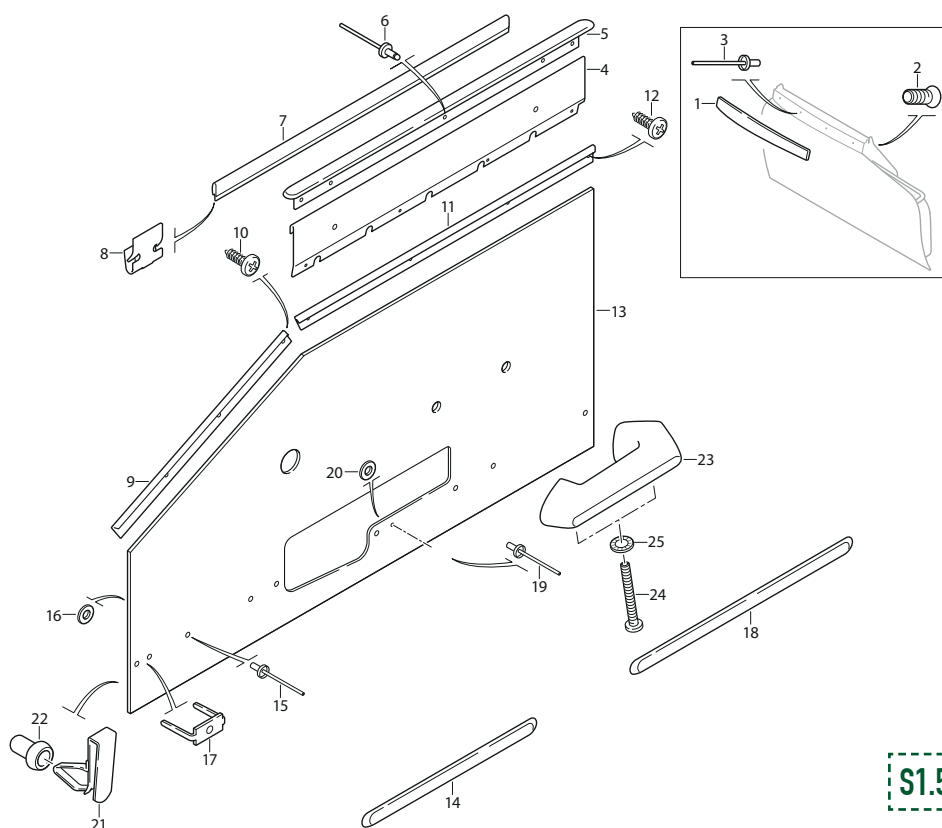


S1.5 2+2

1. Frame Assembly for Window in RH Door	BD27804	1	13. Front Door Glass		
Frame Assembly for Window in LH Door	BD27805	1	Clear	BD27812	2
2. Bracket, fixing Window Frames at bottom	BD27761	4	Tinted	BD29098	2
3. Nut, securing Brackets to Doors	UFN125/L	4	14. Regulator Channel for RH Door Glass	BD27816	1
4. Screw, Set, securing Window Frames to Brackets	UFS125/4R	4	Regulator Channel for LH Door Glass	BD27817	1
5. Washer, Shakeproof, on Setscrews	C724	4	15. Everseal Strip, between Glasses and Regulator Channels	BD4714	2
6. Washer, Plain, under Shakeproof Washers	FW104/T	4	16. Rubber Seal in forward and Top Channels of Window Frames	BD28666	2
7. Rubber Seal on forward and top of Window Frames	BD21964/2	2	17. Rubber Seal in Rear Channel of Window Frames	BD28209/2	2
8. Packing, between Window Frames and Waist Rails (.048")	BD20091/1	A/R	18. Chrome Bead at Top of RH Door	BD29358	1
9. Packing, between Window Frames and Waist Rails (.128")	BD20091/2	A/R	Chrome Bead at Top of LH Door	BD29359	1
10. Screw, Set, securing Window Frames at Waist Rail	BD23470/3	8	19. Retainer and Rivet, securing Chrome Beads		
11. Washer, Shakeproof, on Setscrews	C738	8	Chassis No. 1E.50122 on & 7E.75863 on	BD26706/3	10
12. Washer, Plain, under Shakeproof Washers	AW102/T	8	Screw, Self-Tapping, securing Chrome Beads		
Screw, Self-Tapping, securing Window Frames to Waist Rail	BD20780/3	4	Chassis No. 1E.50001 to 1E.50121 & 1E.75001 to 7E.75862	DAJ404/6C	10
			20. Outer Glass Seal for Door Glass	BD21073/4	2

DOOR TRIM & ARMRESTS: 2+2

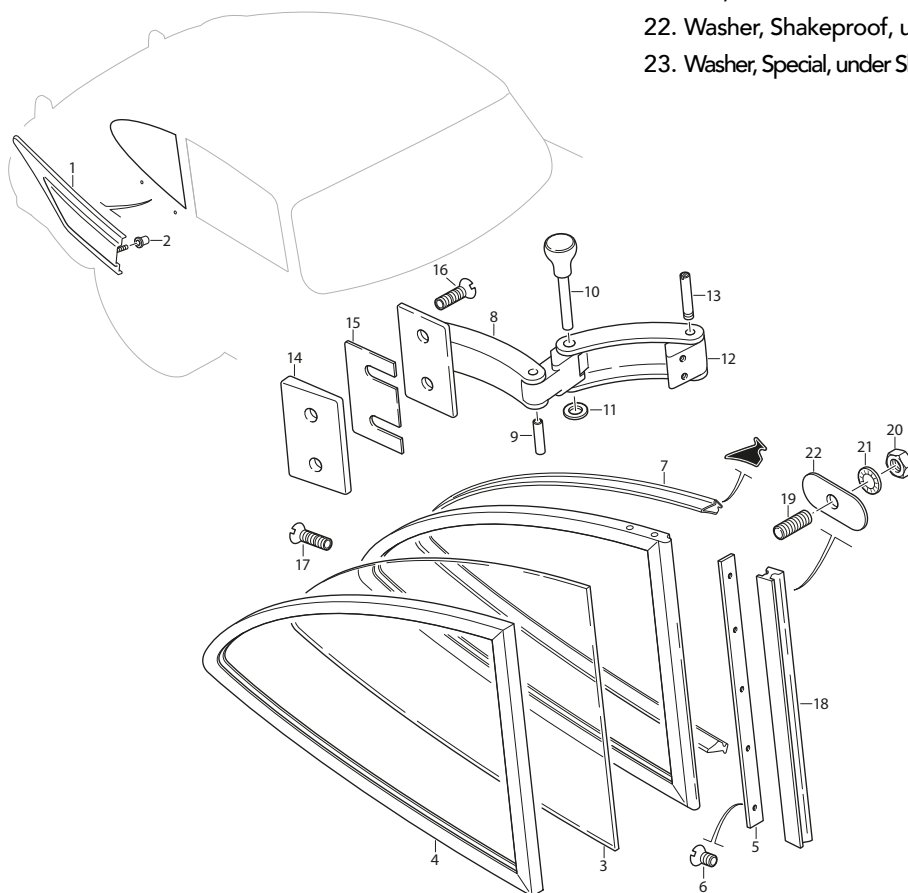
1. Chrome Finisher Assembly on RH Door	BD29284	1	13. Casing Assembly on RH Door	BD32610	1
Chrome Finisher Assembly on LH Door	BD29285	1	Casing Assembly on LH Door	BD32611	1
2. Screw, Set, securing Finishers	UCS016/3H	4	14. Chrome Bead, Lower Front, on Door Casing	BD27858	2
3. Retainer and Rivet, securing Finishers	BD29334/1	8	15. Rivet Clip, securing Chrome Bead to Door Casing	BD26706/1	4
4. Upper Trim Panel Assembly on RH Door	BD27862	1	16. Washer, Plain, on Rivet Clips	AW105/T	4
Upper Trim Panel Assembly on LH Door	BD27863	1	17. Clip, securing, Front Chrome Finishers to Casing	BD11546	2
Screw, Self-Tapping, securing Trim Panels	DAZ404/8C	6	18. Chrome Bead, Lower Rear, on Door Casing	BD32615	2
5. Chrome Moulding at top of Upper Trim Panels	BD28742	2	19. Rivet Clip, securing Chrome Bead to Door Casing	BD26706/1	4
6. Pop Rivet, securing Chrome Mouldings to Trim Panels	BD1814/6	6	20. Washer, Plain, on Rivet Clips	AW105/T	4
7. Inner Door Glass Weather Strip	BD20010/4	2	21. Clip, securing Casing to Door	BD21133	36
8. Clip, securing Weather Strips to Upper Trim Panels	BD20082	10	22. Snapsac, receiving Clips	BD25375	36
9. Front Upper Chrome Finisher RH on Door	BD27854	1	23. RH Door Armrest Assembly	BD26079	1
Front Upper Chrome Finisher LH on Door	BD27855	1	LH Door Armrest Assembly	BD26078	1
10. Screw, Self-Tapping, securing Chrome Finishers to Doors	DAZ404/8C	14	24. Screw, Self-Tapping, securing Finisher	DAC604/8C	4
11. Rear Upper Chrome Finisher on RH Door	BD27856	1	25. Washer, Shakeproof, on Setscrews	C723/A	4
Rear Upper Chrome Finisher on LH Door	BD27857	1			
12. Screw, Self-Tapping, securing Chrome Finishers to Doors	DAZ404/8C	14			



S1.52+2

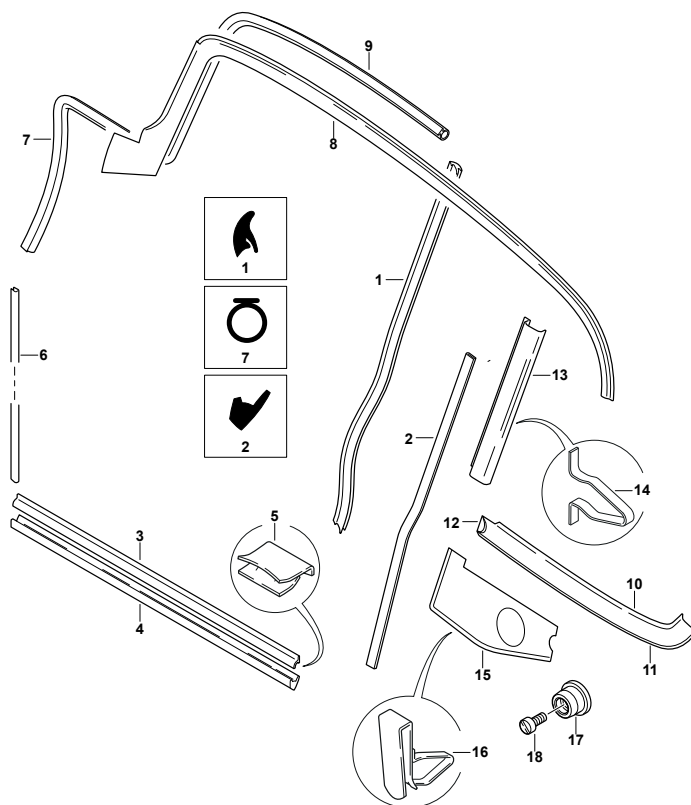
REAR QUARTER LIGHTS: 2+2

1. Chrome Finisher, below RH Quarter Light	BD29286	1	6. Hinge Plate, for Quarter Lights	BD28184	2
Chrome Finisher, below LH Quarter Light	BD29287	1	7. Setscrew, securing Hinge Plates	BD4909/2	10
2. Friction Bush, securing Finishers	BD26989	4	8. Seal, Rubber, for Quarter Lights	BD20500/4	2
Glass Assembly (Clear), for RH Quarter Light	BD28008	1	9. Catch Assembly, operating RH Quarter Light	BD24406	1
3. Chrome Frame, for RH Quarter Light	NSS	1	Catch Assembly, operating LH Quarter Light	BD24407	1
4. Glass Insert (Clear) for RH Quarter Light	BD27882	1	10. Hinge Pin, pivoting Catch Arm to Attachment Block	BD20467/7	2
5. Rubber Seal, sealing Glass inside Frame	BD17380/3	1	11. Knob Pin, pivoting Rear Catch Arm	BD20467/3	2
Glass Assembly (Clear), for LH Quarter Light	BD28009	1	12. Washer, on Knob Pin	BD20467/4	2
Chrome Frame, for LH Quarter Light	NSS	1	13. Attachment Block, fixing Catch Arms to Frames	BD24406/2	2
Glass Insert (Clear) for LH Quarter Light	BD27883	1	14. Hinge Pin (Setscrew) pivoting Catch Arms at Attachment Block	BD21232	2
Rubber Seal, sealing Glass inside Frame	BD17380/3	1	15. Packing Piece, under Catches	BD27268	2
Glass Assembly (Sundym), for RH Quarter Light	BD29276	1	16. Shim, under Packing Piece	BD25722	
Chrome Frame, for RH Quarter Light	NSS	1	17. Screw, Self-Tapping, securing Catches to Body	DAC608/10C	4
Glass Insert (Sundym) for RH Quarter Light	BD29099	1	18. Setscrew, securing Attachment Block to Quarter Light Frame	BD26619/2	4
Rubber Seal, sealing Glass inside Frame	BD17380/3	1	19. Chrome Finisher Assembly, on RH Quarter Light Pillar	BD28202	1
Glass Assembly (Sundym), for LH Quarter Light	BD29277	1	Chrome Finisher Assembly, on LH Quarter Light Pillar	BD28203	1
Chrome Frame, for LH Quarter Light	NSS	1	20. Stud, fixing Finishers to Body	BD14380/5	8
Glass Insert (Sundym) for LH Quarter Light	BD29100	1	21. Nut, on Studs	UFN119/L	8
Rubber Seal, sealing Glass inside Frame	BD17380/3	1	22. Washer, Shakeproof, under Nuts	C723/A	8
			23. Washer, Special, under Shakeproof Washers	BD542/9	8



S1.5 2+2

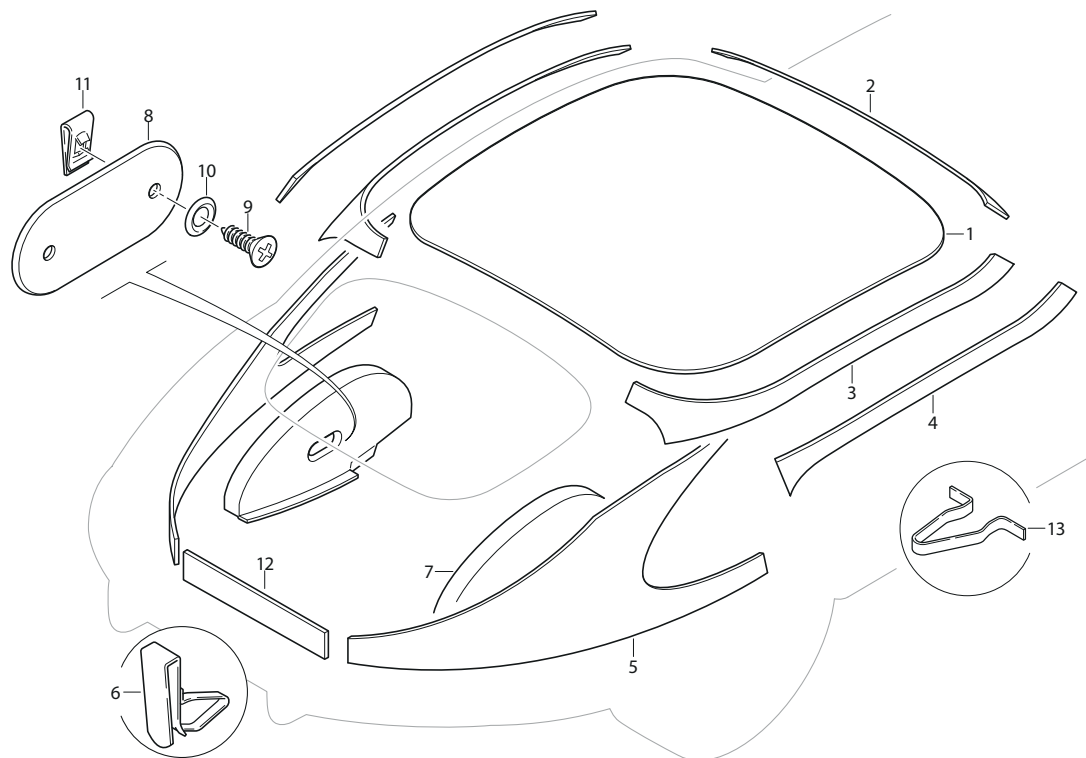
DOOR & QUARTER LIGHT FINISHERS: 2+2



S1.5 2+2

1. Seal (Rubber) for Door Shut Pillars	BD28434/1	2	11. Chrome Bead, on RH Crash Roll	BD28794	1
2. Draught Piping, on Shut Pillars	BD29553/1	2	Chrome Bead, on LH Crash Roll	BD28795	1
3. Seal (Rubber) for Door Sills	BD28447/1	2	Clip, securing Chrome Beads	BD21358	4
4. Chrome Finisher, at Edge of Door Sills	BD19129/1	2	Pop Rivet, securing Retainer Clips	BD1814/1	4
5. Clip, securing Chrome Finishers	BD16794	18	12. End Finisher, on RH Crash Roll	BD28808	1
6. Draught Piping, on 'A' Posts (Lower)	BD29553/2	2	End Finisher, on LH Crash Roll	BD28809	1
7. Seal and Retainer, for RH 'A' Post, Cantrail, and Windscreen Pillar	BD30301	1	Screw, Self-Tapping, securing Finishers	DAZ404/10C	2
Seal and Retainer, for LH 'A' Post, Cantrail, and Windscreen Pillar	BD30302	1	Screw, Self-Tapping, securing Crash Rolls to Body	DAZ404/10C	12
8. Crash Roll Assembly, on RH Cantrail	BD24457	1	13. Trim Panel Assembly, on RH Quarter Light Pillar	BD28902	1
Crash Roll Assembly, on LH Cantrail	BD24458	1	Trim Panel Assembly, on LH Quarter Light Pillar	BD28903	1
9. Chrome Bead, on RH Crash Roll	BD28434	1	14. Clip, securing Trim Panel Assemblies	BD25974	4
Chrome Bead, on LH Crash Roll	BD24835	1	15. Casing Assembly, below RH Quarter Light	BD28904	1
Clip, securing Chrome Bead	BD21358	2	Casing Assembly, below LH Quarter Light	BD28905	1
Pop Rivet, securing Clip	BD1814/1	4	16. Clip, securing Casings	BD18068	4
Screw, Self-Tapping, securing Crash Rolls to Body	DAZ404/10C	10	17. Escutcheon, at Safety Harness points	BD29631	2
Screw, Self-Tapping, securing Crash Rolls to Body	DAC606/16C	2	18. Special Screw, securing Escutcheons	BD24484	2
10. Crash Roll Assembly, at top of RH Quarter Casing	BD28824	1			
Crash Roll Assembly, at top of LH Quarter Casing	BD28825	1			

HEADLINING & REAR SIDE TRIM: 2+2



S1.5 2+2

1. Headlining

Chassis No. 1E.78017 Grey, 1E.78107 Fawn	BD28560	1
Chassis No. 1E.78018 Silver, 1E.78107 Fawn	BD33543	1

2. Trim Panel Assembly for Windscreen Header Rail

Chassis No. 1E.78017 Grey, 1E.78107 Fawn	BD28562	1
Chassis No. 1E.78018 Silver, 1E.78107 Fawn	BD33544	1

Facing Assembly on RH Cantrail and Rear Trim Panel

Chassis No. 1E.78017 Grey, 1E.78107 Fawn	BD28783	1
Chassis No. 1E.78018 Silver, 1E.78107 Fawn	BD33545	1

3. Facing Assembly on LH Cantrail and Rear Trim Panel

Chassis No. 1E.78017 Grey, 1E.78107 Fawn	BD28784	1
Chassis No. 1E.78018 Silver, 1E.78107 Fawn	BD33546	1

4. Pad, behind Facings on Cantrails

Pad, behind Facings on rear of roof	BD21338	2
-------------------------------------	---------	---

5. Casing Assembly at RH side of Back Door Aperture

BD28906 1

6. Clip, securing Casing

BD18068 8

Casing Assembly at LH side of Back Door Aperture

BD28907 1

Clip, securing Casing

BD18068 7

7. Facing Assembly on RH Quarter and Rear Wheel Arch

BD29627 1

Facing Assembly on LH Quarter and Rear Wheel Arch

BD29628 1

8. Clip, securing Facings to Body

BD10313 4

9. Cover Assembly, Sealing Apertures in Wheel Arches

BD28171 2

10. Screw, Self-Tapping, securing Covers

DAC606/14C 4

11. Cup Washer, on Self-Tapping Screws

BD543/3 4

12. Spire Nut, receiving Self-Tapping Screws

BD8536/4 4

13. Trim Panel Assembly below Back Door Aperture

BD29245 1

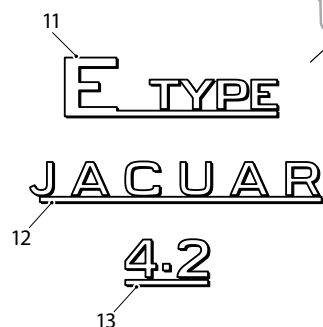
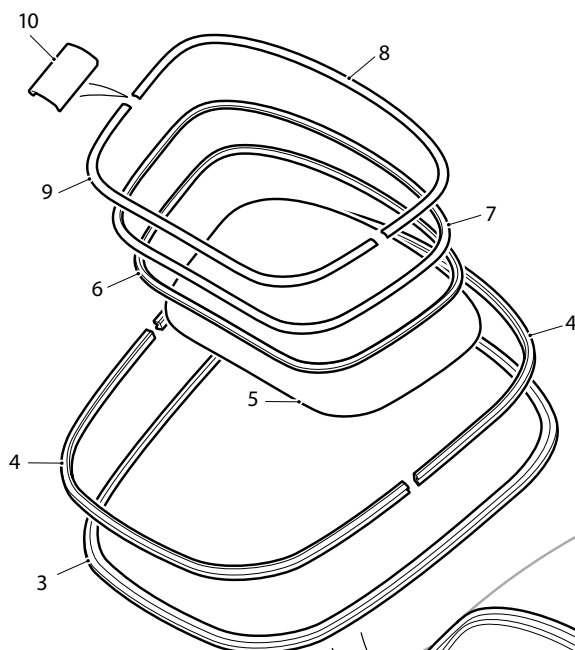
14. Clip, securing Trim Panel to Body

BD11309 4

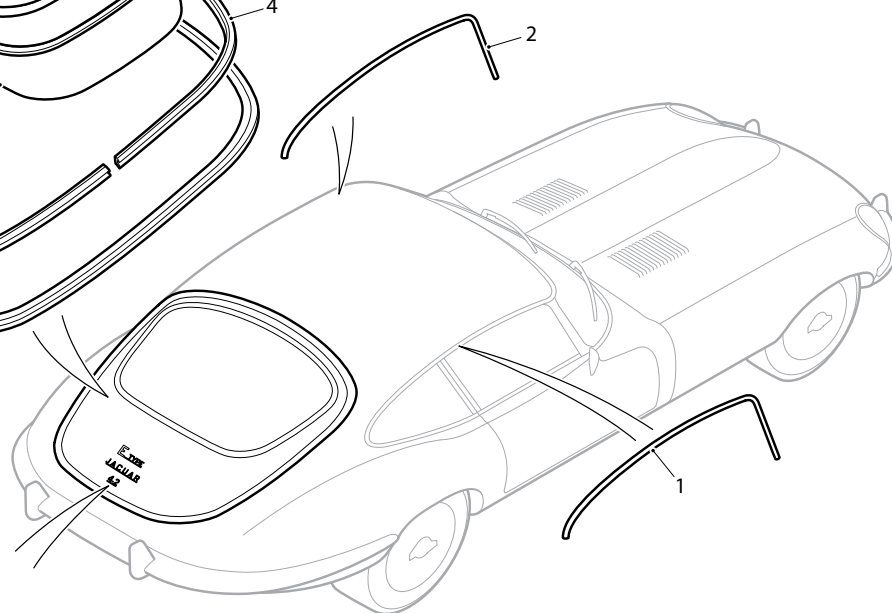
REAR DOOR GLASS & FITTINGS: 2+2

HEATED REAR DOOR GLASS

CLEAR BD22740
TINTED BD22744



1. Chrome Finisher on RH Roof Gutter	BD29015	1
2. Chrome Finisher on LH Roof Gutter	BD29016	1
3. Finisher around Back Door Aperture	BD20163/1	1
4. Rubber Seal around Back Door Aperture	BD23347	2
5. Clear Glass in Back Door		
Non-Heated	BD19560	1
Heated	BD22740	1
Tinted Glass in Back Door		
Non-Heated	BD28234	1
Heated	BD22744	1
6. Rubber Seal Around Back Door Glass		1
Non-Heated Rear Glass	BD20309	
Heated Rear Glass	BD27126	
Rubber Seal around Back Door Glass		1
7. Rubber Insert Seal	BD20201	1
8. Chrome Finisher at top of Rubber Seal	BD20159/1	1
9. Chrome Finisher at botttom of Rubber Seal	BD20159/2	1
10. Joint Piece for Chrome Finishers	BD5366/1	2
11. "E-Type" Emblem	BD27666	1
12. "Jaguar" Emblem	BD26762	1
13. "4.2" Emblem	BD26766	1
14. Friction Bush, securing Emblems	BD25659	8

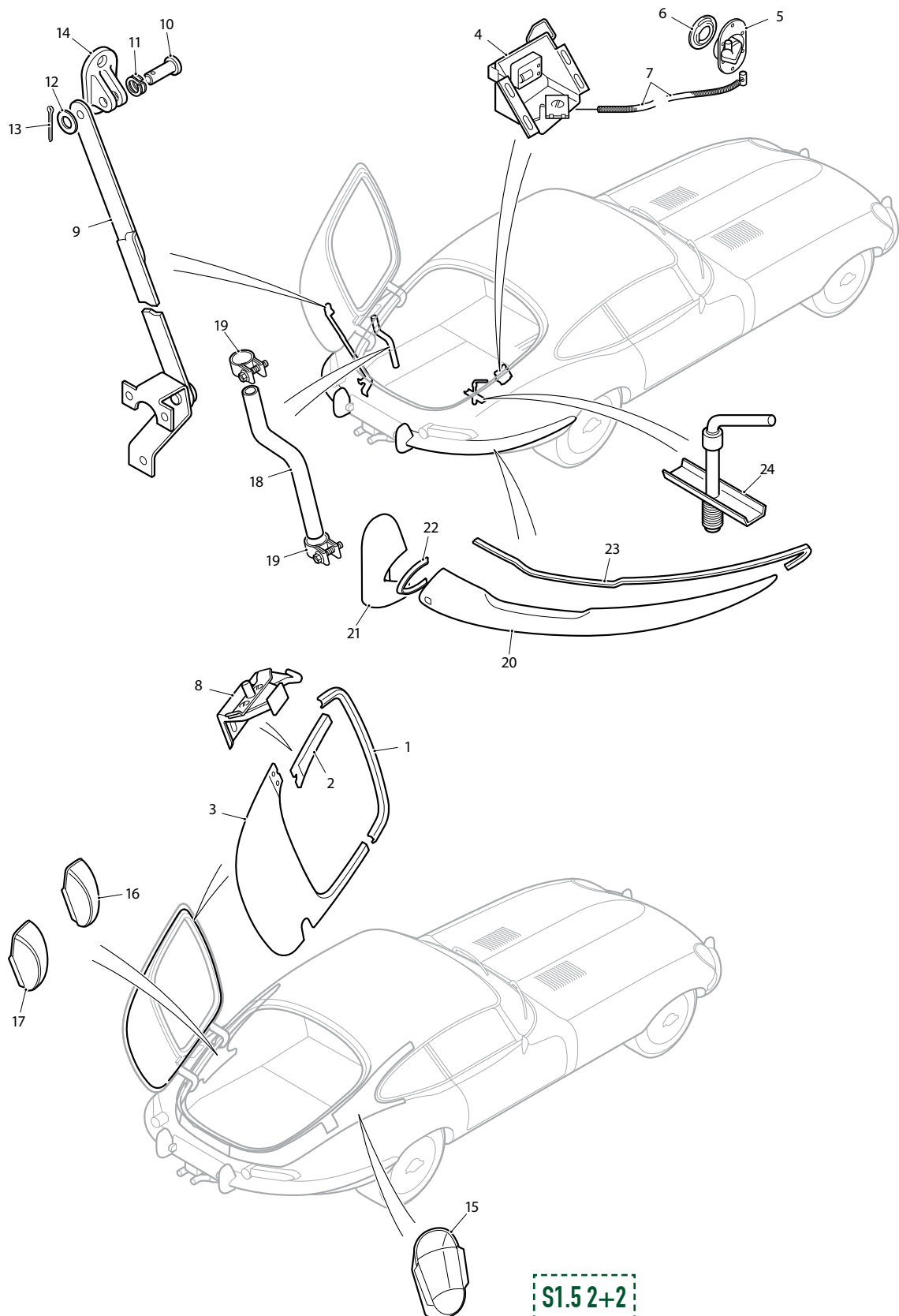


S1.5 2+2

REAR BUMPERS & REAR DOOR TRIM: 2+2

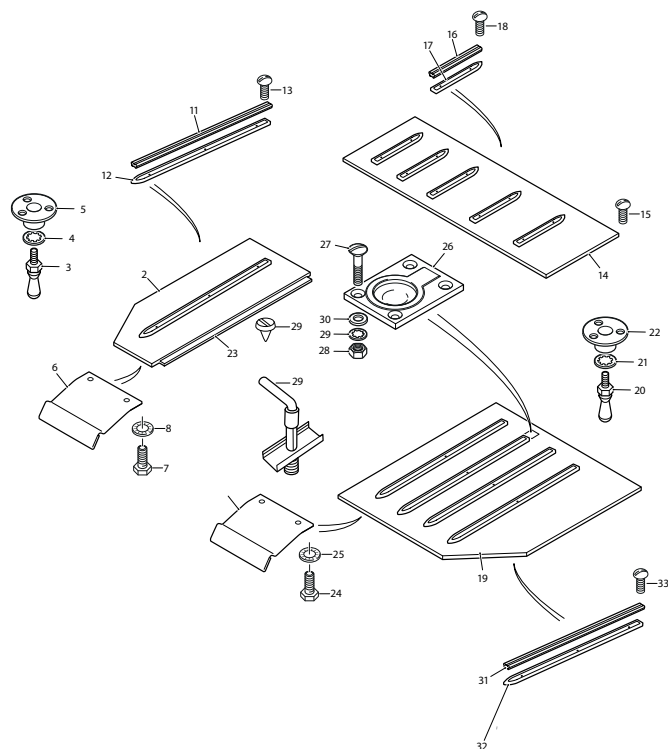
1. Casing Assembly, Upper, on Back Door	BD22725	1	Chrome Finisher, at rear fixings of Trim Panel	BD28288	1
2. Casing Assembly, at RH side of Back Door, between Upper and Lower Casings	BD23763	1	16. Trim Panel Assembly (PVC)		
Clip, securing Casing	BD18068	2	around Back Door Upper Hinge	BD28174	1
3. Casing Assembly, Lower, on Back Door	BD20782	1	Finisher Bead, at edge of Trim Panel	BD28311/2	1
Clip, securing Casing	BD18068	14	Screw, Self-Tapping, securing Trim Panel	DAC604/14C	4
4. Lock Assembly, Complete, for Back Door	BD20683	1	Cup Washer, on Self-Tapping Screws	BD532/1	4
Lock Mechanism Assembly	BD20061	1	Chrome Finisher, at front fixings of Trim Panel	BD28286	1
Screw, Set, securing Lock Mechanism to Lock Housing	UFS419/5H	4	Chrome Finisher, at rear fixings of Trim Panel	BD28287	1
Spring, assisting opening of Back Door	BD20122	1	17. Trim Panel Assembly (PVC)		
Return Spring, for Operating Lever	BD20573	1	around Back Door Lower Hinge	BD28173	1
Clamp, for Operating Cable	BD20645	1	Finisher Bead, at edge of Trim Panel	BD28311/1	1
Screw, Set, securing Clamp	UFS419/3H	1	Screw, Self-Tapping, securing Trim Panel	DAC606/14C	4
Washer, Shakeproof, on Setscrew	C723/A	1	Cup Washer, on Self-Tapping Screws	BD532/1	4
Screw, Set, securing Lock to Body	UFS425/4H	4	Chrome Finisher,		
Washer, Shakeproof, on Setscrews	C724	4	at front fixings of Trim Panel	BD28286	1
Washer, Special, under Shakeproof Washers	BD541/32	4	Chrome Finisher,		
Shim, between Lock and Body	BD24863	A/R	at rear fixings of Trim Panel	BD28287	1
5. Release Mechanism Assembly, in RH Quarter Casing, for Back Door Lock	BD21298	1	18. Drain Tube for Petrol Filler Box	BD659/13	1
Return Spring, for Release Mechanism	BD21066	1	19. Clip, securing Drain Tube	C15886/8	2
Screw, Self-Tapping, securing Release Mechanism	DAZ406/6C	6	20. Bar Assembly only, for RH Rear Bumper	BD28608	1
6. Escutcheon, in RH Quarter Casing, around Release Mechanism	BD20900	1	Bar Assembly only, for LH Rear Bumper	BD28609	1
Screw, Self-Tapping, securing Escutcheon	DAC504/4C	2	21. Over Rider Assembly, on RH Rear Bumper	BD19135	1
7. Control Cable Operating Back Door Lock	BD21299	1	Over Rider Assembly, on LH Rear Bumper	BD19136	1
Pad (Polyurethane) for Control Cable	BD22643	1	22. Beading (PVC) between Over Rider and Rear Bumper	BD19149	2
8. Striker and Safety Catch Assembly for Back Door Lock	BD22596	1	Bolt, securing Over Rider to Rear Bumper	UFB137/23R	2
Return Spring, on Safety Catch	BD20574	1	Washer, Spring, on Bolt	FG106/X	2
Screw, Set, securing Striker to Back Door	UFS425/4H	3	Washer, Plain, under Spring Washer	FW106/T	2
Washer, Shakeproof, on Setscrews	C724	3	Grip Nut, in Over Rider, receiving Bolt	BD11006	2
Washer, Special, under Shakeproof Washers	BD541/32	3	Screw, Set, securing Rear Bumpers to Body	UFS131/6R	2
9. Prop Assembly supporting Back Door in open position	BD27357	1	Washer, Spring, on Setscrews	FG105/X	2
Screw, Self-Tapping, securing Prop to Body	DAC410/8C	3	Washer, Plain, under Spring Washers	FW105/T	2
10. Clevis Pin, retaining Prop in Pivot Bracket	C15542	1	Screw, Set, securing Rear Bumpers to Body	UFS137/10R	2
11. Washer, Double Coil Spring, on Clevis Pin	BD1708/4	2	Nut, securing Rear Bumpers to Body	UFN137/L	2
12. Washer, Chrome, on Clevis Pin	BD848/2	1	Washer, Spring, on Setscrews and under Nuts	FG106/X	4
13. Split Pin, retaining Clevis Pin	L102/6U	1	Washer, Plain, under Spring Washers	FW106/T	2
14. Pivot Bracket Assembly, on Back Door, for Prop	BD28246	1	Washer, Special, under Spring Washers	C410	2
Screw, Set, securing Pivot Bracket	BD13713/2	2	Spacer (Aluminium) at Rear Bumper mountings	BD20893	4
Washer, Shakeproof, on Setscrews	BD21516/2	2	23. Seal (Rubber) between Rear Bumpers and Body	BD18947/1	2
15. Trim Panel Assembly (PVC)			Cover Plate, in Floor Top Panel over Rear Suspension	BD18492	1
around Back Door Lock	BD28175	1	Seal (Rubber) under Cover Plate	BD18493	1
Finisher Bead, at edge of Trim Panel	BD28310	1	Screw, Self-Tapping, securing Cover Plate	DJZ410/8C	7
Screw, Self-Tapping, securing Trim Panel	DAC604/14C	4	24. Spare Wheel Clamp Assembly	BD11007/1	1
Cup Washer, on Self-Tapping Screws	BD532/1	4	Handle, operating Spare Wheel Clamp	BD10637	1
Chrome Finisher, at front fixings of Trim Panel	BD28289	1	Screw, in Handle	BD11008/1	1
			Mills Pin, locking Screw in Handle	C704/1	1
			Clamp Plate, holding Spare Wheel	BD10639	1
			Rubber Stop Cushioning Petrol Filler Lid	BD22536	2

REAR BUMPERS & REAR DOOR TRIM: 2+2



S1.5 2+2

BOOT BOARDS: 2+2

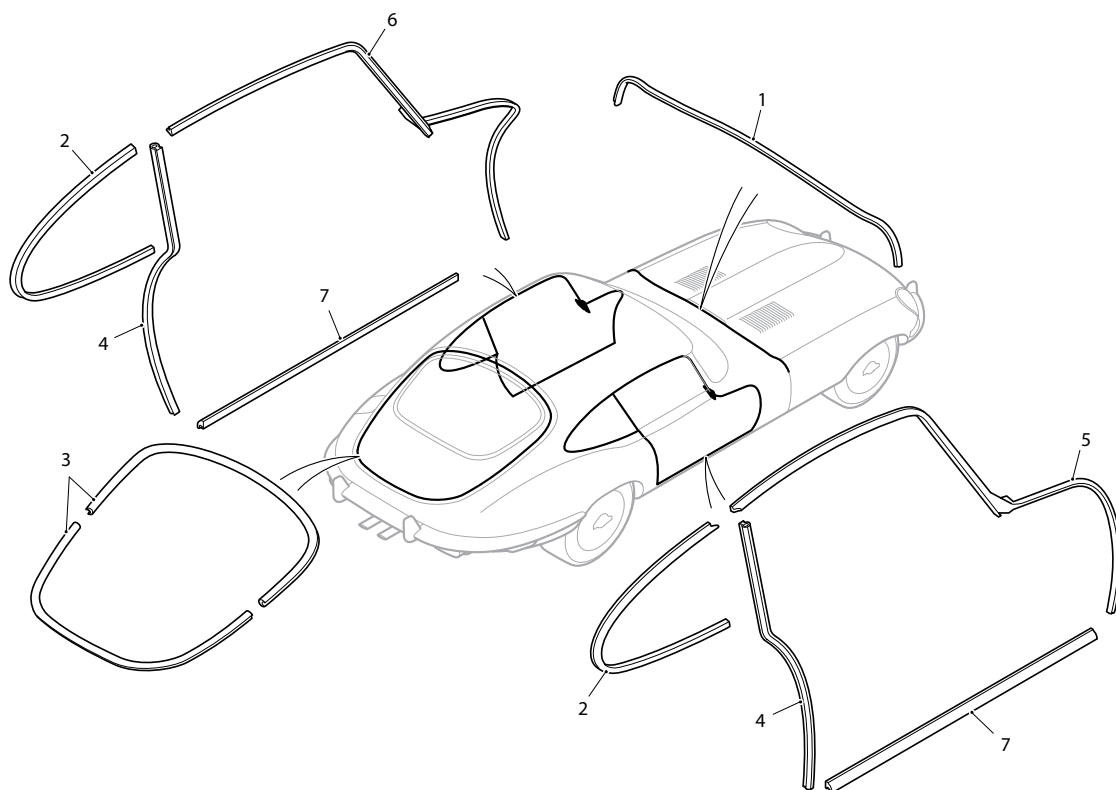


S1.52+2

1. Spare Wheel Clamp Assembly	BD11007/1	1
Handle, operating Spare Wheel Clamp	BD10637	1
Screw, in Handle	BD11008/1	1
Mills Pin, locking Screw in Handle	C704/1	1
Clamp Plate, holding Spare Wheel	BD10639	1
2. Cover Assembly, over Petrol Tank	U1064/3	1
3. Stud, fixing Petrol Tank Cover	BD10958	1
4. Washer, Shakeproof, on Stud	C723/A	1
5. Tee Nut, receiving Stud	BD9909/5	1

6. Spring Clip, retaining Petrol Tank Cover to Body at rear	BD28138	1
7. Setscrew, securing Spring Clip	UCS413/3H	2
8. Washer, Shakeproof, on Setscrews	C721	2
Tee Nut, receiving Setscrews securing Spring Clip	BD9909/3	2
9. Support Strip, at edge of Petrol Tank Cover	BD19055	1
Woodscrew, securing Support Strip	MJ208/3R	6
10. Rubber Buffer, in Support Strip	BD4321	3
11. Rubber Beading, on Petrol Tank Cover	BD604/5	1
12. Retainer, for Rubber Beading	BD29249/1	1
13. Screw, Self-Tapping, securing Retainer	DAZ406/6C	4
14. Forward Luggage Floor Assembly	BD28807	1
15. Screw, Self-Tapping, securing Forward Luggage Floor to Body	DAJ404/6C	3
16. Rubber Beading, on Forward Luggage Floor	BD604/13	5
17. Retainer, for Rubber Beading	BD29248/1	5
18. Screw, Self-Tapping, securing Retainers to Forward Luggage Floor	DAZ406/6C	10
19. Cover Assembly, over Spare Wheel	BD28162	1
20. Stud, fixing Spare Wheel Cover	BD10958	1
21. Washer, Shakeproof, on Stud	C723/A	1
22. Tee Nut, receiving Stud	BD9909/5	1
23. Spring Clip, retaining Spare Wheel Cover to Body at rear	BD28138	1
24. Setscrew, securing Spring Clip	UCS413/3H	2
25. Washer, Shakeproof, on Setscrews	C721	2
Tee Nut, receiving Setscrews securing Spring Clip	BD9909/3	2
26. Finger Pull, at front of Spare Wheel Cover	BD28158	1
27. Setscrew, securing Finger Pull to Spare Wheel Cover	BD24396/4	4
28. Nut, on Setscrews	UCN111/L	4
29. Washer, Shakeproof, under Nuts	C720	4
30. Washer, Plain, under Shakeproof Washers	AW104/T	4
31. Rubber Beading, on Spare Wheel Cover	BD604/12	4
32. Retainer, for Rubber Beading	BD29249/1	4
33. Screw, Self-Tapping, securing Retainers to Spare Wheel Cover	DAZ406/6C	16

RUBBER SEALS: 2+2



S1.5 2+2

1. Rubber Seal at rear edge of Bonnet
2. Quarter Light Rubber Seals
3. Back Door Aperture Rubber Seal
4. Shut Pillar Rubber Seal
5. RH "A" Post Rubber
6. LH "A" Post Rubber
7. Door Sill Rubber Seal

BD20903/1	1
BD20500/4	2
BD23347	2
BD28434/1	2
BD30301	1
BD30302	1
BD28447/1	2



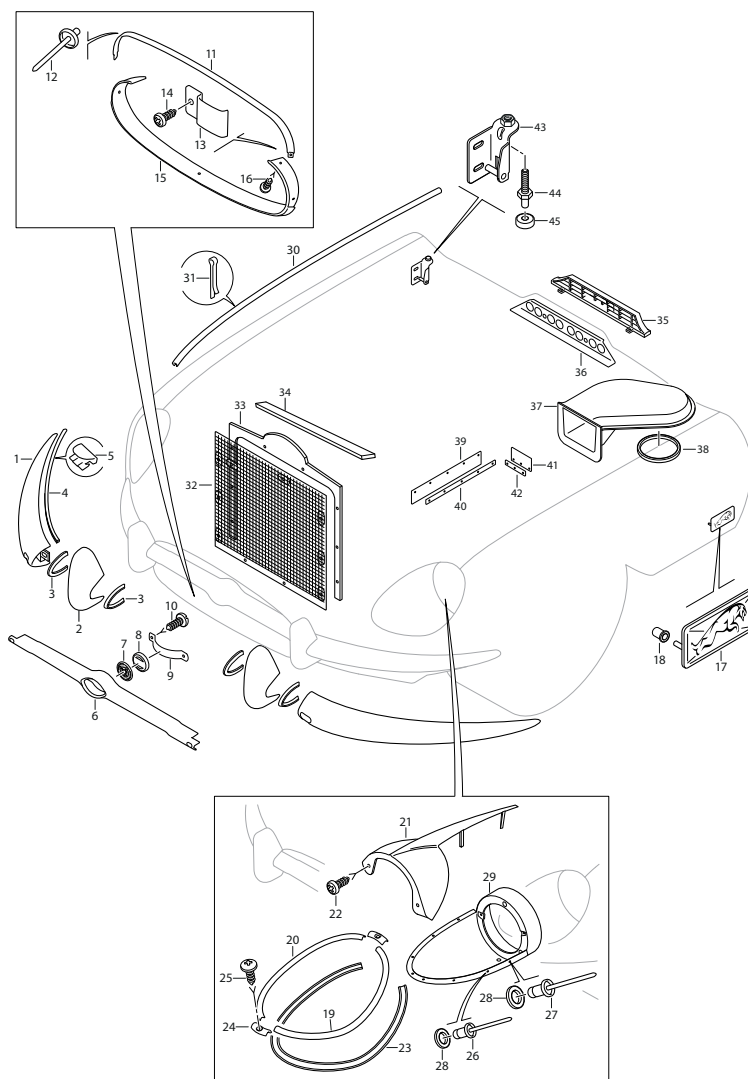

BODY FITTINGS S2

	OTS:	420	• REAR QUARTER LIGHTS & TRIM
383	• FRONT BUMPER & FITTINGS		
386	• BONNET FITTINGS	421	• HEADLINING & REAR TRIM
388	• WINDSCREEN & FITTINGS	422	• REAR DOOR FITTINGS
390	• SCREEN RAIL & FACIA	424	• BOOT BOARDS
392	• CENTRE CONSOLE & TUNNEL	426	• REAR BUMPER & NUMBER PLATE CARRIER
393	• SEATS		
394	• HEATSHIELDS & TRIM	427	• RUBBER SEALS
395	• WINDOW & DOOR FRAMES	2+2:	
396	• DOOR LOCKS & WINDOW REGULATORS	428	• FRONT BUMPER & FITTINGS
		430	• BONNET LOCKS & LINKS
398	• DOOR TRIM & ARMRESTS	432	• WINDSCREEN & FITTINGS
399	• BOOT LOCK & FITTINGS	432	• DASH & FACIA PANELS
400	• BOOT BOARDS & TRIM	434	• SCREEN RAIL & PARCEL TRAYS
401	• REAR BUMPER & NUMBER PLATE CARRIER	435	• HEAT SHIELDS & TRIM
		436	• CENTRE CONSOLE & TUNNEL
402	• CONVERTIBLE TOP	438	• SEATS
404	• RUBBER SEALS	440	• DOOR & WINDOW FRAMES
	FHC:	440	• DOOR LOCKS & WINDOW REGULATORS
406	• FRONT BUMPER & FITTINGS		
408	• BONNET LOCKS & LINKS	442	• DOOR TRIM & ARMRESTS
410	• WINDSCREEN & FITTINGS	443	• REAR QUARTER LIGHTS
410	• DASH & FACIA PANELS	444	• DOOR & REAR QUARTER LIGHT TRIM
413	• SEATS		
414	• CENTRE CONSOLE & TUNNEL	445	• HEADLINING & REAR TRIM
416	• HEAT SHIELDS & TRIM	446	• REAR DOOR FITTINGS
417	• DOOR & WINDOW FRAMES	448	• BOOT BOARDS
418	• DOOR LOCKS & WINDOW REGULATORS	450	• REAR BUMPER & NUMBER PLATE CARRIER
419	• DOOR TRIM & ARMRESTS	451	• RUBBER SEALS

FRONT BUMPER & FITTINGS: OTS

HEADLAMP BEADING KIT SBS1001

Kit includes 2 headlamp beadings, 2 inner headlamp beadings and 2 joint clips.



S2 OTS

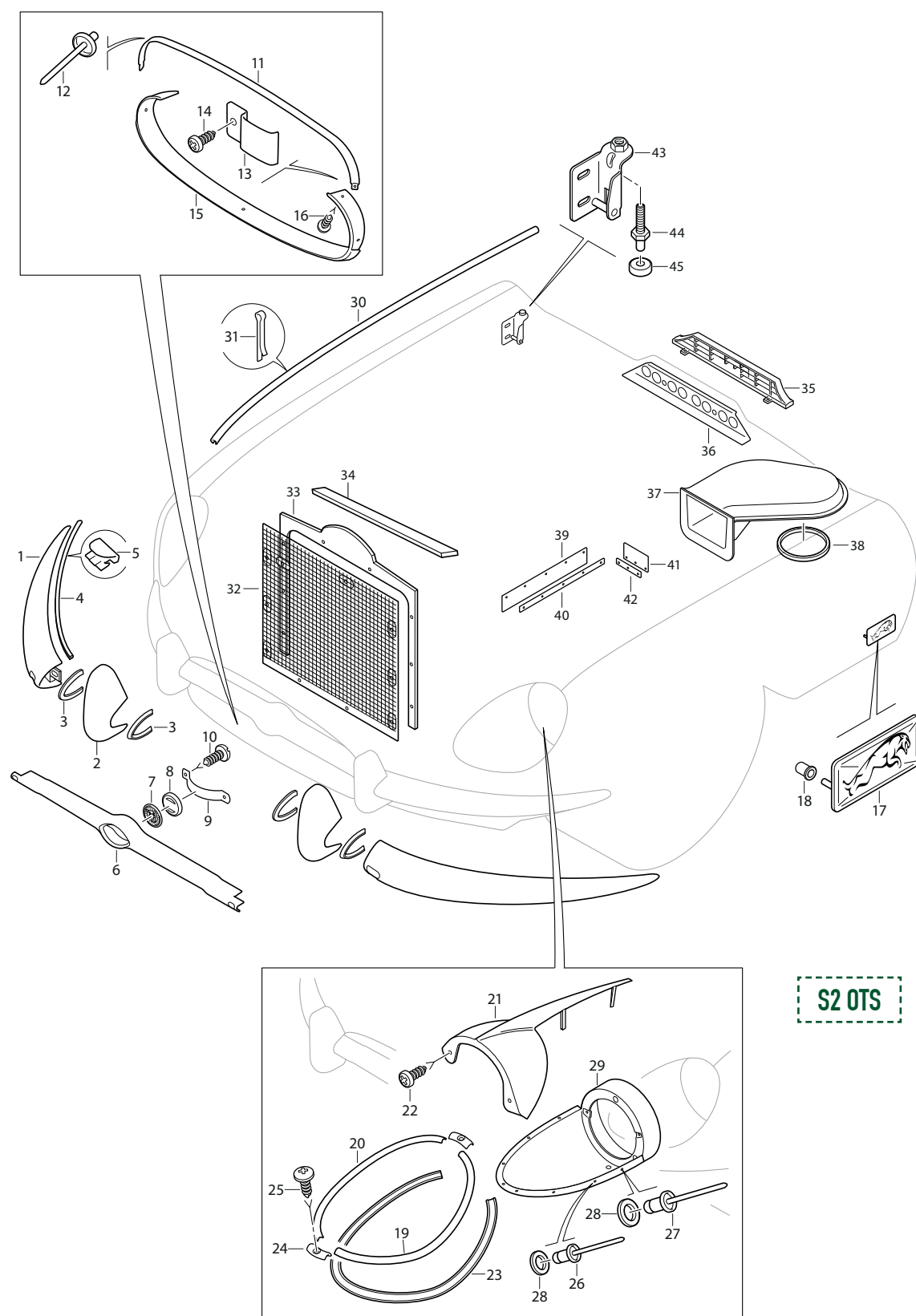
1. Bar Assembly, for RH Front Bumper	BD35576	1	6. Motif Bar, in Air Intake Aperture	BD35500	1
Bar Assembly, for LH Front Bumper	BD35577	1	Setscrew, securing Motif Bar to Bumper Bars	BD9604/3	2
2. Over-Rider Assembly, on RH Front Bumper	BD35600	1	Washer, Spring, on Setscrews	FG106/X	2
Over-Rider Assembly, on LH Front Bumper	BD35601	1	Washer, Plain, under Spring Washers	FW106/T	2
3. Beading (PVC) between Over-Rider and Bumper	209K	1	7. Motif, in centre of Motif Bar	BD28520	1
Bolt, securing Over-Rider to Front Bumper	UFB137/20R	2	8. Backing Piece, behind Motif	BD28518	1
Washer, Spring, on Bolt	FG106/X	2	9. Spring Clip, retaining Motif	BD28519	1
Washer, Plain, under Spring Washer	FW106/T	2	10. Screw, Self-Tapping, securing Spring Clip	BD11501	2
Setscrew, securing Bumpers to Bonnet	BD9604/4	4	11. Chrome Trim, in top of Bonnet Opening	BD38830/1	1
Washer, Plain, under Spring Washer	FW106/T	4	12. Pop Rivet, securing Trim at ends	BD29334/1	2
Washer, Spring, on Setscrew	FG106/X	4	13. Clip, securing Trim in top of Bonnet Opening	BD38867	2
Seal (Canvas/Rubber) between Bumper and Bonnet	BD28523	4	14. Screw, Self-Tapping, securing Trim	DAZ808/6C	2
4. Seal (Rubber) between Bumper and Bonnet	BD18947/3	2	15. Chrome Trim, in bottom of Bonnet Opening	BD38832	1
5. Clip, securing Rubber Seals	BD10313	4	16. Screw, Self-Tapping, securing Trim	DAZ804/6C	7

FRONT BUMPER & FITTINGS: OTS

(CONTINUED FROM PAGE 383)

17. Motif, Jaguar, on RH side of Bonnet	BD35865	1	34. Felt Strip, at top of Frame (23" long)	BD19031	1
Motif, Jaguar, on LH side of Bonnet	BD35866	1	Setscrew, securing Stone Guard to Frame	BD20150/3	8
18. Friction Bush, securing Jaguar Motifs	BD26989	4	Washer, Shakeproof, on Setscrews	C723/A	8
Chrome Finisher, Outer, around RH Headlamp Aperture	BD35668	1	Washer, Special, under Shakeproof on sides	BD541/34	6
Chrome Finisher, Inner, around RH Headlamp Aperture	BD35670	1	Washer, Plain, under Shakeproof at top	AW102/T	2
Chrome Motif Assembly, above RH Headlamp Aperture	BD35694	1	Screw, Self-Tapping, securing Frame to Bonnet at sides	DAZ812/5C	6
19. Chrome Finisher, Outer, around LH Headlamp Aperture	BD35669	1	Washer, Shakeproof, on Self Tapping Screw	C724/A	6
20. Chrome Finisher, Inner, around LH Headlamp Aperture	BD35671	1	Washer, Plain, under Shakeproof Washer	AW104/T	6
21. Chrome Motif Assembly, above LH Headlamp Aperture	BD35695	1	Screw, Self-Tapping, securing Frame to Bonnet at bottom	DAZ814/5C	2
22. Screw, Self-Tapping, securing Motif Assemblies	DAZ806/6C	4	Washer, Shakeproof, on Self Tapping Screw	C724/A	2
23. Finisher Bead (PVC), under Chrome Finishers	BD35730	2	Washer, Special (oval), under Shakeproof Washer on Self-Tapping Screws at bottom of Stoneguard	BD542/3	2
24. Joint Finisher (Chrome), for Headlamp Apertures	BD31129	2	35. Grille, for air outlet at rear edge of Bonnet	BD35935	1
25. Screw, Self-Tapping, (Stainless) securing Joint Finishers	DA008/8S	2	Thread-Cutting Fix, securing Grille to Bracket	PFS106	2
26. Rivet Clip, securing Chrome Finishers	BD31095/2	12	36. Bracket, behind Grille, for attaching Grille to Bonnet	BD35934	1
27. Rivet Clip, securing Chrome Finishers	BD31095/1	2	Setscrew, securing Bracket to Bonnet	UFS419/4H	2
28. Washer, Plain, under Rivet Clips	AW105/T	14	Washer, Shakeproof, on Setscrews	C723/A	2
Finisher Panel Assembly, in RH Headlamp Recess	BD35645	1	37. Extension Assembly, in Bonnet, for Heater Air Intake	BD22480	1
29. Finisher Panel Assembly, in LH Headlamp Recess	BD35646	1	38. Seal, Rubber, for Air Intake Extension	BD28378	1
Drain Tube (PVC) for Finisher Panels	BD28539	2	Setscrew, securing Extension Assembly	UCS125/6R	5
30. Chrome Beading, in Bonnet Joint at rear of Motif Assemblies	BD19029/4	2	Nut, on Setscrews	UCN125/L	5
31. Clip (Brass), securing Chrome Beadings	BD19030	14	Washer, Special (oval), under Setscrews	BD542/3	3
Rubber Plug, sealing Aperture in Bonnet Front Under Panel	BD20989	1	Washer, Spring, under Nuts	FG104/X	5
Carrier Bracket Assembly, for Front Number Plate	NLA	1	39. Seal (Rubber) between Bonnet LH Valance and Frame Side Member	BD20816/1	1
Setscrew, securing Bracket to Bonnet Front Under Panel	UFS125/4R	2	40. Fixing Strip, for Rubber Seal	BD20735	1
Nut, on Setscrew	UFN125/L	2	Pop Rivet, securing Fixing Strip	BD1814/6	4
Washer, Shakeproof, under Nuts	C724	2	41. Seal (Rubber) between Bonnet LH Rear Diaphragm and Frame Side Member	BD20816/2	1
Washer, Plain, under Shakeproof Washers	FW104/T	2	42. Fixing Strip, for Rubber Seal	BD20736	1
Grommet, in Bonnet Front Under Panel, for Control Rod	C4548	1	Pop Rivet, securing Fixing Strip	BD1814/6	4
32. Stoneguard Assembly, behind Bonnet Air Intake Aperture	BD31976/84	1	43. Bracket Assembly, on RH Bonnet Side, engaging Locking Hook	BD19905	1
33. Frame Assembly, for fixing of Stoneguard	BD31976	1	Bracket Assembly, on LH Bonnet Side, engaging Locking Hook	BD19906	1
			Setscrew, securing Brackets to Bonnet Sides	BD18307/2	4
			Washer, Shakeproof, on Setscrews	C724	4
			Washer, Special, under Shakeproof Washers	BD541/6	4
			44. Locating Peg, on Brackets	BD19896	2
			Nut, locking Locating Pegs to Brackets	UFN231/L	2
			45. Rubber Buffer, on Locating Pegs	BD19936	2

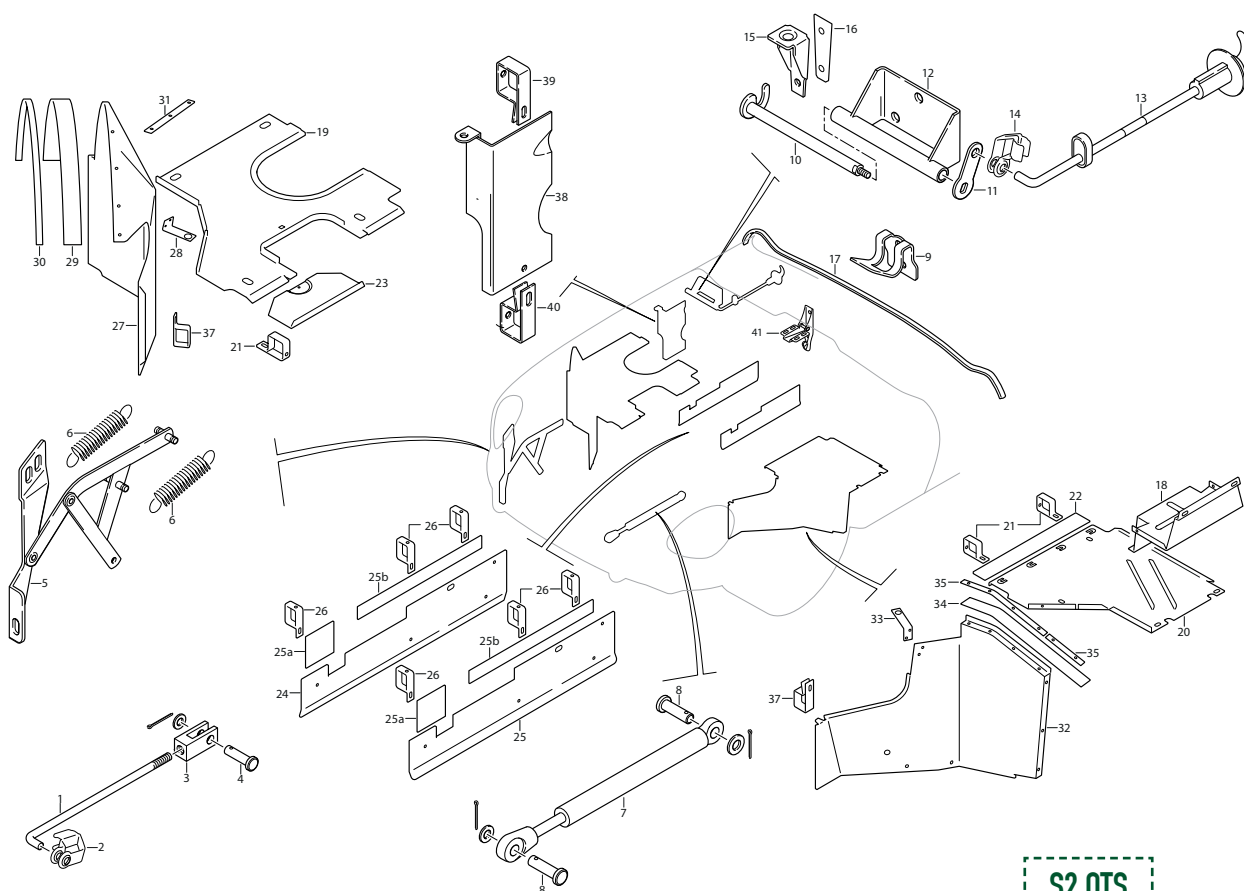
FRONT BUMPER & FITTINGS: OTS



S2 OTS

BONNET LOCKS & LINKS: OTS

1. Control Rod, operating Pivoted License Carrier Bracket	BD20936	1	Washer (Brass) on Bolts (7/8 OD x 3/8 ID)	BD20013/1	2
2. Clip, securing Control Rod to Bracket	C13806	1	Washer (Brass) on Bolts (7/8 OD x 9/32 ID)	BD20013/2	2
3. Fork End, connecting Control Rod to Bracket on Front Sub-Frame	BD20937	1	Nut, Self-Locking, on Bolts	C8667/1	2
Nut, locking Fork End to Control Rod	UFN125/L	1	Chassis Nos. 1R.1188 - RHD, 1R.9570 - LHD		
4. Clevis Pin, securing Fork End to Bracket on Front Sub-Frame	J103/10S	1	7. Operating Strut (Gas Filled), assisting opening of Bonnet	BD36893	1
Split Pin, retaining Clevis Pin	L102/4U	1	8. Joint Pin, securing Operating Strut to Bonnet and Bracket on Front Frame Cross Member	BD36431	2
Washer, Plain, behind Split Pin	AW102/T	1	Split Pin, retaining Joint Pin	C1221	2
Chassis Nos. 1R.1187 - RHD, 1R.9569 - LHD			Washer, under Split Pin	BD15654	2
5. Bonnet Balance Link Assembly, RH	BD20016	1	9. Bracket, receiving Safety Catch	BD20320	1
Bonnet Balance Link Assembly, LH	BD20017	1	Setscrew, securing Bracket to Scuttle	BD18307/3	2
6. Spring, on Bonnet Balance Link	BD19972	4	Washer, Shakeproof, on Setscrews	C724	2
Washer (Brass) at each side of spring eyes	BD20013/4	16	10. RH Locking Hook Assembly, for Bonnet	BD19890	1
Split Pin, retaining Springs	LU102/6U	8	LH Locking Hook Assembly, for Bonnet	BD19891	1
Setscrew, securing Balance Links to Bonnet	BD8291/2	8	11. Lever, on Locking Hook Shaft	BD19894	2
Washer, Shakeproof, on Setscrews	C724	8	Nut, Self-Locking, securing Levers	C8737/1	2
Washer, Special, under Shakeproof Washers	BD541/20	8			
Shouldered Bolt, securing Balance Links to Front Frame	BD19736	2			

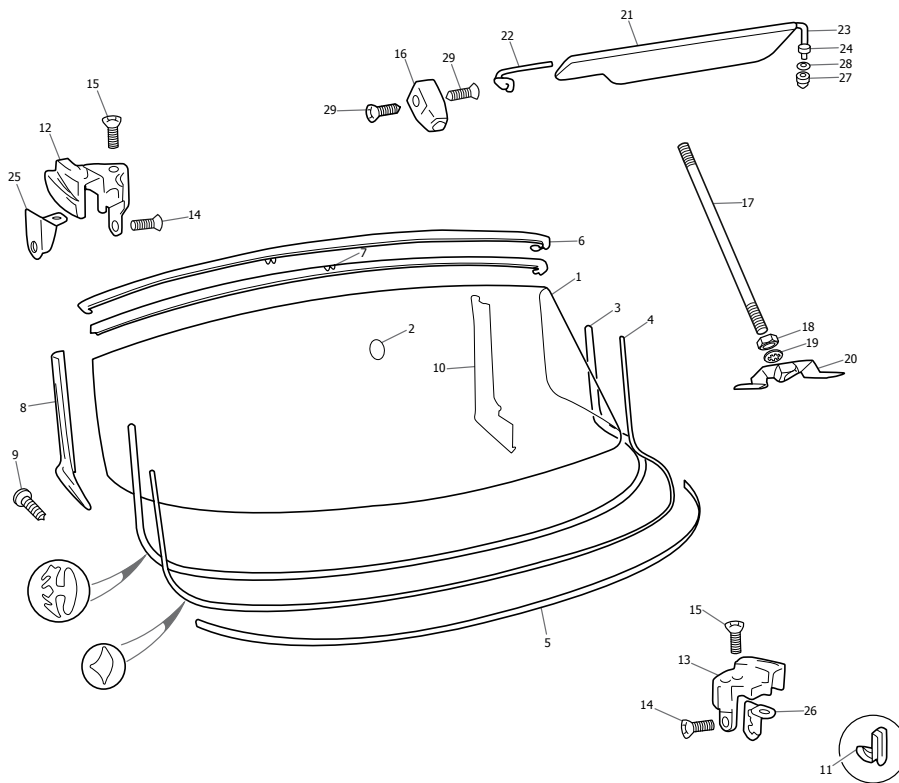


S2 OTS

BONNET LOCKS & LINKS: OTS

12. Mounting Bracket Assembly, for Locking Hooks	BD19883	2	25b. Pad (Canvas/Rubber) on rear of Deflector Shields	BD28937	2
Setscrew, securing Mounting Brackets to Dash	BD18307/2	6	26. Bracket, Rear, mounting Deflector Shields to Front Frame	BD28582	6
Washer, Shakeproof, on Setscrews	C724	6	Setscrew, securing Deflector Shields to Brackets	UFS125/5R	6
13. Handle and Rod Assembly, operating RH Locking Hook	BD19977	1	Washer, Special, on Setscrews	BD541/20	6
Handle and Rod Assembly, operating LH Locking Hook	BD19978	1	Nut, on Setscrews	UFN125/L	6
Handle only	BD19903	2	Washer, Shakeproof, under Nuts	C724	6
Escutcheon	BD19904	2	27. RH Mudshield Assembly	BD20664	1
Seal (Neoprene) on Operating Rod	BD19895	2	28. Bracket, upper, fixing RH Mudshield	BD20425	1
O-Ring, preventing vibration of Operating Rods	BD28607	2	Pop Rivet, securing Brackets to Mudshield	BD11712/1	2
Screw, Self-Tapping, securing Handle and Rod Escutcheons to Body	DJC008/12C	4	29. Seal (Rubber), for RH Mudshield (33" long)	BD20434/1	1
Speed Nut, on Self-Tapping Screws	BD8633/8	4	30. Fixing Strip, securing Seal to RH Mudshield	SBS7276	1
14. Clip, securing Operating Rods to Locking Hooks	C13806	2	31. Fixing Strip, securing Seal to RH Sill	BD20427	1
15. Bracket, on Dash, receiving Locating Pegs	BD19917	2	Pop Rivet, securing Fixing Strips and Seals	BD1814/6	11
Setscrew, securing Brackets to Dash	BD8291/2	4	32. LH Mudshield Assembly	BD28723	1
Washer, Shakeproof, on Setscrews	C724	4	33. Bracket, Upper, fixing LH Mudshield	BD20424	1
16. Gasket, under Locating Brackets	BD25649	2	Pop Rivet, securing Brackets to Mudshield	BD11712/1	2
17. Rest Rubber, for rear edge of Bonnet	BD20903/1	1	34. Seal (Rubber), for LH Mudshield (14 3/4")	BD20434/2	1
18. Carrier Bracket, for Battery Tray	BD15165	1	35. Fixing Strip, securing Seal to LH Mudshield	BD40248	1
Setscrew, securing Carrier Bracket to LH Sill	UFS125/4R	5	36. Fixing Strip, securing Seal to LH Sill	BD20427	1
Nut, on Setscrews	UFN125/L	5	Pop Rivet, securing Fixing Strips and Seals	BD1814/6	8
Washer, Spring, under Nuts	FG104/X	5	37. Bracket, fixing Mudshields to Front Frames	BD20426	2
Washer, Plain, under Spring Washers	FW104/T	5	Setscrew, securing Mudshield to Bracket and Sill	UFS125/5R	8
19. RH Undershield, for Front Frame	BD20048	1	Washer, Special, on Setscrews	BD541/20	8
20. LH Undershield, for Front Frame	BD27427	1	Nut, on Setscrews	UFN125/L	8
21. Bracket, fixing Undershields to Front Frame	BD20049	4	Washer, Shakeproof, under Nuts	C724	8
Setscrew, securing Brackets and Undershields to Front Frame	UFS125/5R	4	Setscrew, securing LH Mudshield and clip to top of LH Front Frame	UFS125/8R	1
Nut, on Setscrews	UFN125/L	4	Washer, Plain, on Setscrew	FW104/T	1
Washer, Shakeproof, under Nuts	C724	4	Nut, Self-Locking, on Setscrew	C8667/1	1
Washer, Plain, under Shakeproof Washers	FW104/T	4	Washer, Plain, under Nut, Self-Locking	FW104/T	1
Spire Nut, on Undershields, for fixing Undershields to Sills and Mudshields	BD8536/8	9	38. Shield Assembly, protecting Air Cleaner Intake Tubes	BD28668	1
Screw, Self-Tapping, securing Undershields to Sills and Mudshields	DJJ410/8C	9	39. Bracket, fixing Shield Assembly to top Front Frame	BD28671	1
Washer, Plain, on Self-Tapping Screws	AW102/T	9	40. Bracket, fixing Shield Assembly to bottom Front Frame	BD28582	1
22. Pad (Canvas/Rubber), for LH Undershield	BD25541	1	Setscrew, securing Shield Assembly to Brackets	UFS125/5R	2
23. Cover Plate, sealing Oil Cleaner Access Aperture in RH Undershield	BD25246	1	Washer, Shakeproof, under Nuts	C724	2
Screw, Self-Tapping, securing Cover Plate	DAZ810/10C	1	Washer, Plain, under Shakeproof Washers	FW104/T	2
Fibre Washer, retaining Self-Tapping Screw	BD25247	1	Captive Nut, receiving Setscrews	BD29068	2
Plastic Bush, in Undershield, receiving Self-Tapping Screw	BD25250	1	Setscrew, securing Shield Assembly to top of RH Front Frame	UFS125/8R	1
24. RH Torsion Bar Deflector Shield	BD28660	1	Washer, Plain, on Setscrew	FW104/T	1
25. LH Torsion Bar Deflector Shield	BD28661	1	Nut, Self-Locking, on Setscrew	C8667/1	1
25a. Pad (Canvas/Rubber) on front of Deflector Shields	BD28936	2	Washer, Plain, under Nut, Self-Locking	FW104/T	1
			41. Bonnet Safety Catch	BD20315	1

WINDSCREEN & FITTINGS: OTS

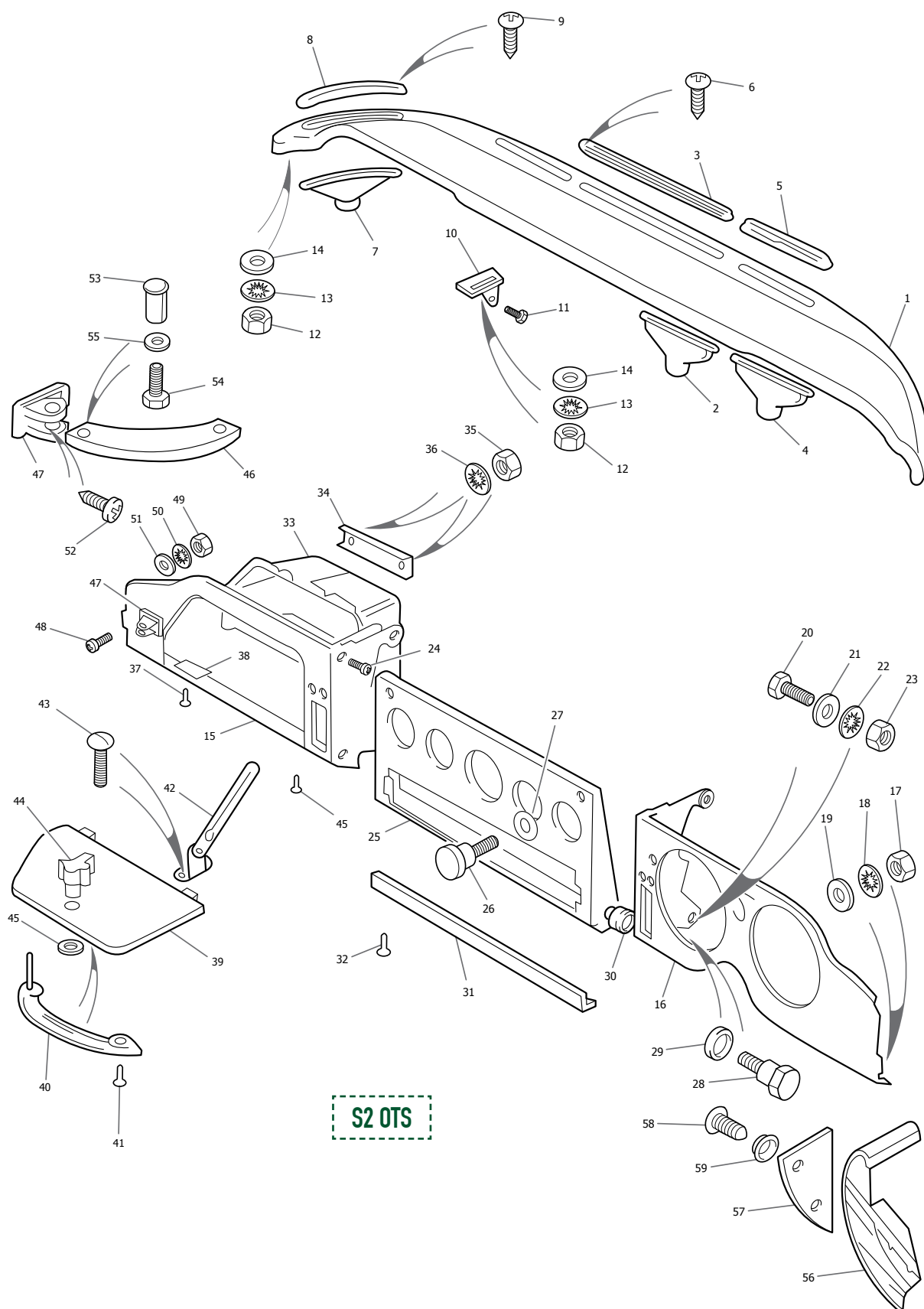


S2 OTS

1. Windscreen Glass			17. Stabiliser Rod, between Socket at top		
Clear	BD15501	1	of Windscreen and Bracket on Dash	BD32948	1
Tinted	BD15501/1	1	18. Nut, locking Stabilizer Rod and Bracket	UFN225/L	1
2. Boss, on Windscreen for Mirror	BD32397	1	19. Washer, Shakeproof, under nut	C724	1
3. Seal, Rubber, around Windscreen Glass	BD15514	1	20. Bracket Assembly, receiving Stabiliser Rod	BD24544	1
4. Insert, Rubber, for seal	BD20201	1	Setscrew, securing Bracket to Dash	UFS119/5R	2
5. Chrome Finisher, at bottom of Windscreen	BD20562	1	Nut, on Setscrew	UFN119/L	2
6. Chrome Finisher, at top of Windscreen	BD20856	1	Washer, Spring, under Nuts	AG102/X	2
7. Everseal Strip, under top Chrome			Washer, Plain, on Setscrew	AW102/T	4
Finisher (54" long)	BD33326/1	1	21. Sun Visor only	BD33021	2
8. Chrome Finisher, at RH side of Windscreen	BD25102	1	RH Inner Arm, supporting Sun Visor	BD35816	1
Chrome Finisher, at LH side of Windscreen	BD25103	1	22. LH Inner Arm, supporting Sun Visor	BD35817	1
9. Screw, Self-Tapping,			RH Outer Arm, supporting Sun Visor	BD28881	1
securing Side Finishers	DAC504/8C	2	LH Outer Arm, supporting Sun Visor	BD28882	1
Pop Rivet, securing Side Finishers	BD1814/4	4	Nut, locking Outer Arm	UFN225/L	2
Trim Panel Assembly, on inside of			RH Outer Arm, supporting Sun Visor	BD36699	1
RH Windscreen Pillar	BD38876	1	23. LH Outer Arm, supporting Sun Visor	BD36700	1
10. Trim Panel Assembly, on inside of LH			24. Nut, locking Outer Arm	UFN225/L	2
Windscreen Pillar	BD38877	1	25. RH Outer Bracket,		
11. Spring Clip, securing Trim Panels	BD21133	4	for attaching Outer Arm	BD32750	1
12. Chrome Capping and Socket, at top of			26. LH Outer Bracket,		
RH Windscreen Pillar	BD15508	1	for attaching Outer Arm	BD32751	1
13. Chrome Capping and Socket, at			27. Dome Nut, securing Outer Brackets	BD19259	2
top of LH Windscreen Pillar	BD15509	1	28. Shakeproof Washer, under Dome Nut	BD21516/6	2
14. Setscrew, Chrome, securing Cappings			29. Setscrew (Cone Point) securing Inner		
to sides of Pillars	BD15534/3	2	Visor Arms and Windscreen Top Finisher		
15. Setscrew, Chrome, securing Cappings			to Chrome Socket	BD22728/5	2
to tops of Pillars	BD16940/2	2	Interior Mirror	C28516	1
16. Chrome Socket, receiving Centre Toggle Hook	BD20857	1	Plastic Screw, securing Mirror to Boss	C28475	1



SCREEN RAIL & FACIA: OTS



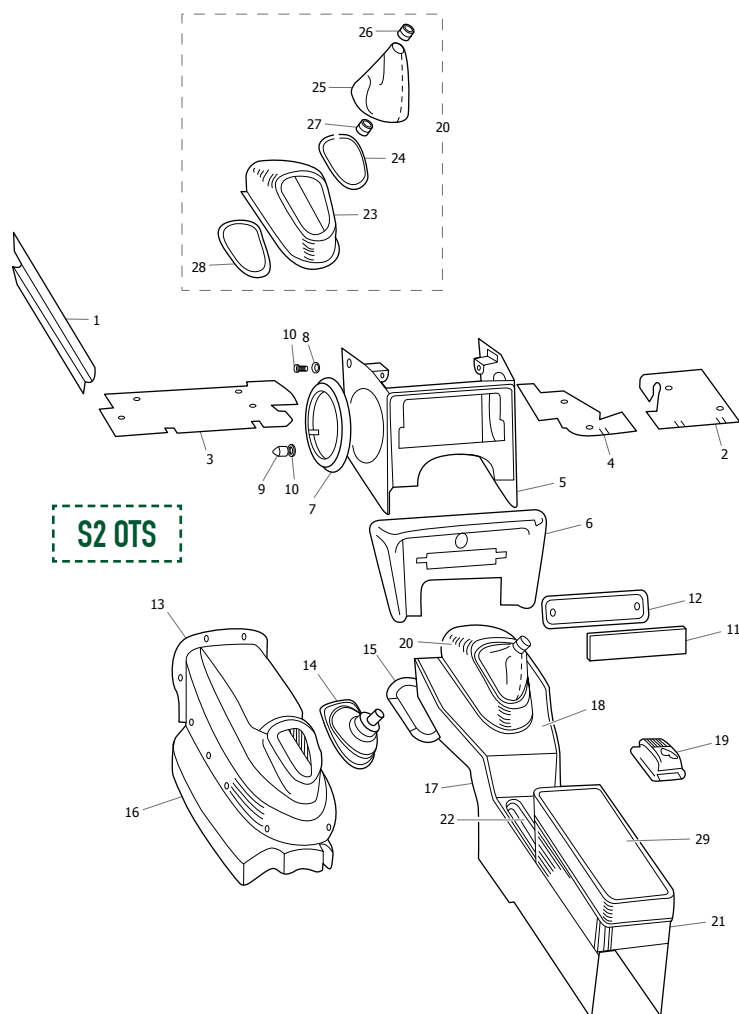
SCREEN RAIL & FACIA: OTS

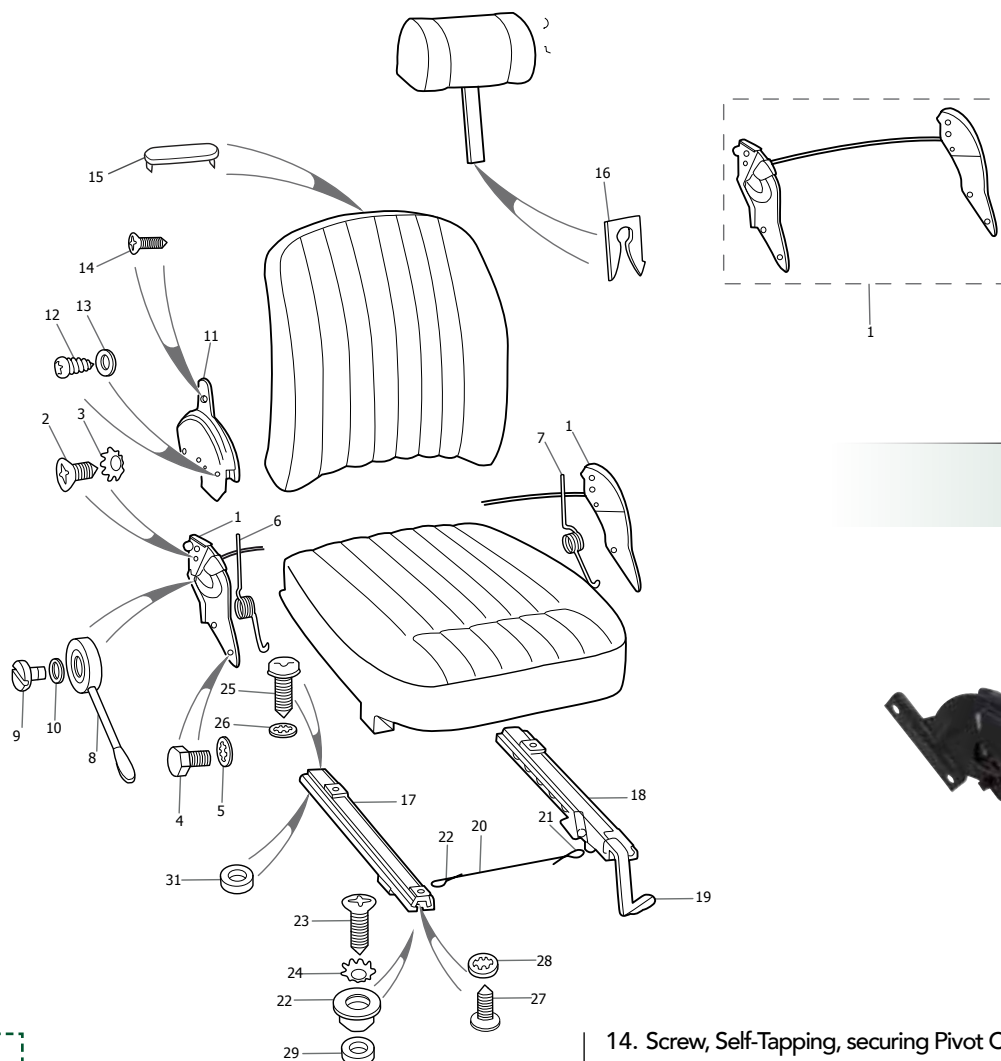
1. Screen Rail Facia Assembly					
Chassis Nos. 1R.1057 - RHD, 1R.7795 - LHD	BD32264	1	31. Finisher (Trimmed Black) between Instrument Panel Assembly and Radio Panel	BD33097	1
Chassis Nos. 1R.1393 - RHD, 1R.11052 - LHD	BD35810	1	32. Drive Fastener, securing Finisher	BD22686	4
2. Demister Nozzle, Centre	BD32204	2	33. Cubby Box		
3. Demister Bezel, Centre	BD32205	1	LH - RHD Cars	BD27499	1
4. Demister Nozzle, Straight	BD22762	2	RH - LHD Cars	BD27498	1
5. Demister Bezel, Straight	BD20591	2	34. Fixing Strip, holding Cubby Box to Facia	BD20605	1
6. Screw, Self-Tapping, securing Bezels and Nozzles	DAJ606/12C	7	35. Nut, securing Fixing Strip	UFN119/L	2
7. Demister Nozzle, Curved	BD22763	2	36. Washer, Shakeproof, under Nuts	C723/A	2
8. Demister Bezel, Curved	BD20592	2	37. Rivet (bifurcated), securing Cubby Box	BD524/10	3
9. Screw, Self-Tapping, securing Bezels and Nozzles	DAJ606/10C	4	38. Packing, between Cubby Box and Facia	BD29292	3
Bracket, for RH inner fixing of Screen Rail Facia	BD20565	1	39. Lid, for Cubby Box		
10. Bracket, for LH inner fixing of Screen Rail Facia	BD20566	1	LH - RHD Cars	BD28260	1
11. Setscrew (Wedgelock) securing inner Brackets	BD20861/1	2	RH - LHD Cars	BD28266	1
12. Nut, securing Screen Rail Facia to Brackets	UFN119/L	4	40. Handle, on Cubby Box Lid	BD12326	1
13. Washer, Shakeproof, under Nut	C723/A	4	41. Woodscrew, Chrome, securing Handle	MC303/5R	1
14. Washer, Plain, under Shakeproof Washer	AW102/T	4	42. Link Stop (Quadrant Assembly) between Lid and Facia	BD12735	1
15. LH Facia Panel Assembly			43. Setscrew, securing Link Stop	BD24396/2	2
RHD only, Chassis Nos. 1R.1001 to 1R.1392	BD32649	1	44. Lock Assembly, on Cubby Box Lid	BD24296	1
LHD only, Chassis Nos. 1R.7001 to 1R.11052	BD32517	1	45. Setscrew, securing Cubby Box Lid to Facia	BD24396/5	4
RHD only, Chassis No. 1R.1393	BD37577	1	Buffer, Plastic, in Facia, seating Lid	BD28469	2
LHD only, Chassis No. 1R.11053	BD37573	1	44. Lock Assembly, on Cubby Box Lid	BD24296	1
16. RH Facia Panel Assembly			Barrel, for Cubby Box Lock	BD24673	1
RHD only, Chassis Nos. 1R.1001 to 1R.1393	BD32648	1	45. Ring, Chrome, securing Lock	BD24152	1
LHD only, Chassis Nos. 1R.7001 to 1R.11051	BD32516	1	46. Grab Handle Assembly, at LH side of Dash		
RHD only, from Chassis No. 1R.1394	BD37576	1	LH - RHD Cars	BD24933	1
LHD only, from Chassis No. 1R.11052	BD37572	1	RH - LHD Cars	BD24932	1
17. Nut, securing Facia Panels to Brackets	UFN119/L	2	47. Anchor Bracket, fixing Grab Handle	BD24857	2
18. Washer, Shakeproof, under Nuts	C723/A	2	48. Setscrew, securing Anchor Bracket to Facia	UFS519/4H	2
19. Washer, Plain, under Shakeproof Washers	AW102/T	2	49. Nut, on Setscrews	UFN119/L	2
20. Setscrew, securing Facia Panels at lower centre	UFS119/3R	2	50. Washer, Shakeproof, under Nuts	C723/A	2
21. Nut, on Setscrews	UFN119/L	2	51. Washer, Special, under Shakeproof Washer	BD541/34	1
22. Washer, Shakeproof, under Nuts	C723/A	2	52. Screw, Self Tapping, securing Anchor Bracket to Dash Side	DAC508/12C	2
23. Washer, Rain, under Shakeproof Washers	AW102/T	2	53. Hollow Bolt, retaining Grab Handle in Anchor Brackets	BD24858	2
24. Setscrew (Wedgelock) securing Facia Panels at upper centre	BD20861/1	2	54. Bolt, Special, securing Hollow Bolts	BD20639	2
25. Instrument Panel Assembly (Trimmed Black)	C28506	1	55. Washer, Shakeproof, on Special Bolts	C739	2
26. Fixing Screw, for Instrument Panel	C27398	2	56. Chrome Finisher, between RH Facia Panel and Windscreen Pillar	BD35699	1
27. Fibre Washer, on Fixing Screw	BD5453	2	Chrome Finisher, between LH Facia Panel and Windscreen Pillar	BD35700	1
28. Pivot Screw, for Instrument Panel	C16258	2	Screw, Self Tapping, securing Finishers	DAZ404/10C	2
29. Fibre Washer, under Pivot Screw Head	C782	2	57. Trim Panel, Forward of RH Chrome Finisher	BD26445	1
30. Nylon Bush, on Pivot Screw	C16318	2	Trim Panel, Forward of LH Chrome Finisher	BD26444	1
			58. Screw, Self-Tapping, securing Trim Panels	DAC604/10C	2
			59. Cup Washer, on Self-Tapping Screws	BD532/1	2

CENTRE CONSOLE & GEARBOX TUNNEL: OTS

1. Cover Assembly, for Wiring Harness at LH side of Scuttle	BD20728	1
Screw, Self-Tapping, securing Cover	DZZ406/6C	2
2. RH Scuttle Top Casing Assembly		
RHD Cars only	BD29462	1
LHD Cars only	BD33104	1
3. LH Scuttle Top Casing Assembly		
RHD Cars only	BD29460	1
LHD Cars only	BD33106	1
4. Centre Scuttle Top Casing Assembly		
RHD Cars only	BD29468	1
LHD Cars only	BD33105	1
Screw, Self-Tapping, securing Top Casings	DAC604/14C	2
Cup Washer, on Self-Tapping Screws	BD532/1	2
Screw, Self-Tapping, securing Top Casings	DJN608/8C	3
Cup Washer, on Self-Tapping Screws	BD532/3	3
Spire Nut, on Self-Tapping Screws	BD8536/6	3
5. Radio Panel Assembly, above Gearbox Tunnel	BD34719	1
6. Face Panel Assembly, for Radio Panel	BD32506	1
Spire Nut, securing Face Panel	BD12709	4
7. Mounting Panel, for Speakers	BD32445	2
Grille, in Mounting Panels	BD25350	2

Gasket (Fibre) behind Grilles	BD26854	2
Distance Piece, on Studs	BD37871	8
Nut, securing Mounting Panel and Grille	UCN116/L	8
Washer, Shakeproof, under Nuts	C722	8
Washer, Shakeproof, under Shakeproof Washer	AW102/T	8
8. Chrome Bolt, securing Radio Panel Assembly	BD19302	2
9. Dome Nut, securing Radio Panel Assembly	C2327	2
10. Chrome Washer, under Bolts and Nuts	BD848/2	4
Bracket Assembly, RH on Dash for fixing Radio Panel Assembly	BD24444	1
Bracket Assembly, LH on Dash for fixing Radio Panel Assembly	BD24443	1
Setscrew, securing Bracket Assemblies to Dash	UFS419/4H	4
Washer, Shakeproof, under Setscrew	C723/A	4
11. Trim Panel (Black Trim), in Radio Aperture	BD30786	1
12. Finisher Panel (Chrome), under Trim Panel	BD17354	1
Nut, securing Trim and Finisher Panels	UFN119/L	2
Washer, Shakeproof, under Nut	C723/A	2
Washer, Special, under Shakeproof Washer	C1583	2
13. Gearbox Cover	BD27643	1
Screw, Self-Tapping, securing Gearbox Cover	DJZ410/10C	12
Washer, Special (Oval) under Self-Tapping Screws	BD542/3	12
Spire Nut, receiving Self-Tapping Screws	BD8536/2	8
Seal, (Plastozote), sealing Gearbox Cover	BD26122	A/R
14. Grommet, on Gearbox Cover for Change Speed Lever	BD27500	1
15. Retainer, fixing Grommet on Gearbox Cover	BD27649	1
Screw, Self-Tapping, securing Retainer	DAZ406/8C	6
16. Sound Insulating Pad, under Gearbox Cover	BD27833	1
Cover Plate, for Starter Motor Access	BD25731	1
Gasket, under Cover Plate	BD25732	1
Screw, Self-Tapping, securing Cover Plate	DZZ410/8C	4
Sealing Plug (Rubber) in Gearbox Side Panels	BD10821	2
Sealing Plug (Rubber) in RH Gearbox Side Panel	BD28255	1





**RECLINING MECHANISM
BD33250**

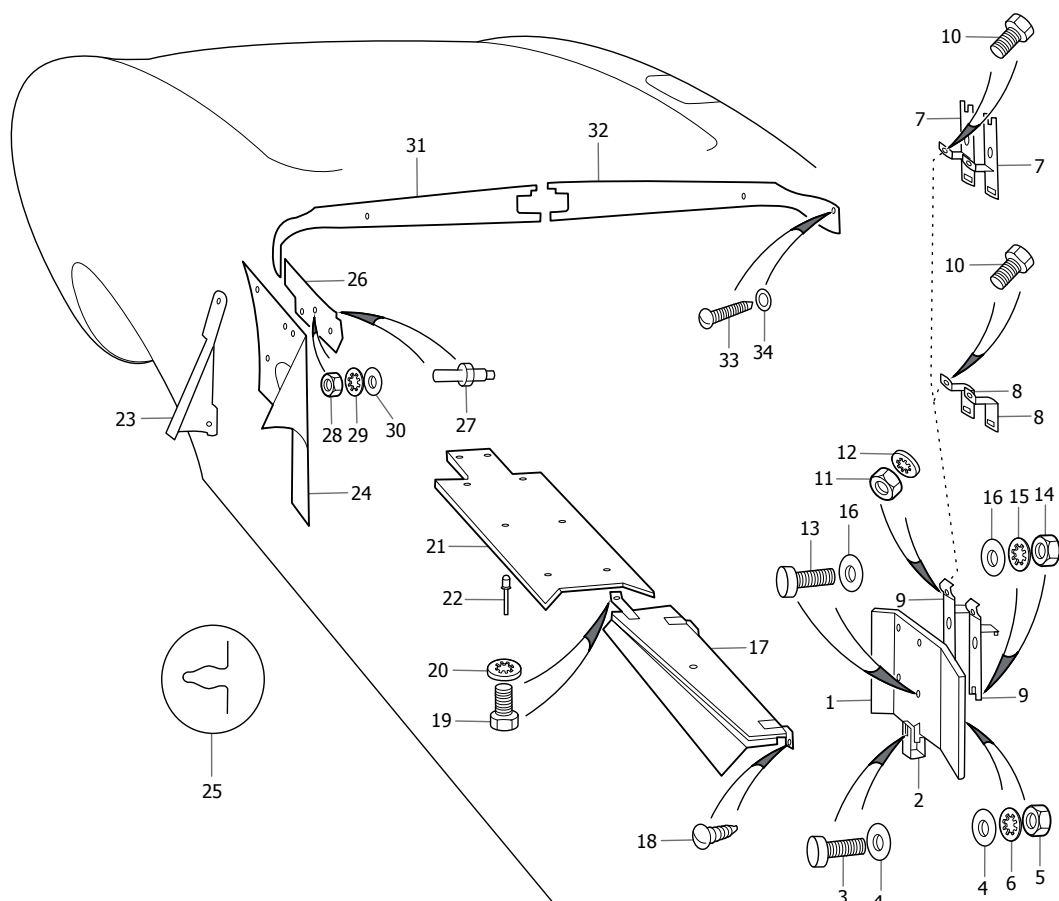


S2 OTS

1. Reclining Mechanism	BD33250	2
2. Setscrew, securing Reclining Mechanism to Squab	BD33497/4	8
3. Washer, Shakeproof, on Setscrews	BD2906/11	8
4. Setscrew, securing Reclining Mechanism to Seat Pan	UFS125/4R	8
5. Washer, Shakeproof, on Setscrews	C724/A	8
6. Torque Spring, RH, on Reclining Mechanism	BD33278	1
7. Torque Spring, LH, on Reclining Mechanism	BD33279	1
8. Lever, operating RH Reclining Mechanism	BD35545	1
Lever, operating LH Reclining Mechanism	BD35546	1
9. Setscrew, securing Lever to Seat	BD33255	2
10. Washer, Shakeproof, on Setscrew	C723/A	2
11. Pivot Cover, RH	BD36814	1
Pivot Cover, LH	BD36815	1
12. Screw, Self-Tapping, securing Pivot Covers	DAB804/4C	8
13. Washer, Shakeproof, on Screw	AW106/T	8

14. Screw, Self-Tapping, securing Pivot Covers	DAB004/8C	4
15. Plug, in Head Rest Aperture in Squab	BD36610	2
16. Retention Spring, retaining Headrest in Squab	BD36715	2
17. Outer Slide (locking), for RH Seat	BD32707	1
18. Inner Slide (locking), for RH Seat	BD27432	1
Outer Slide (locking), for LH Seat	BD32706	1
Inner Slide (locking), for LH Seat	BD27431	1
19. Plastic Sleeve, on end of Slide Operating Levers	12528	2
20. Tie Wire, connecting Outer Slide Locks to Inner Slide Locks	BD32693	2
21. Keeper, securing Tie Wire to Locks	BD32694	4
22. Fixing Boss, locating Seat Slides at front	BD27434	4
23. Setscrew, securing Fixing Bosses to Floor	BD21509/6	4
24. Washer, Shakeproof, on Setscrews	BD2906/10	4
25. Setscrew, securing Slides to Floor at rear	BD27546/8	4
26. Washer, Shakeproof, on Setscrew	C724	4
27. Setscrew, securing Slides to Seats	BD27546/4	8
28. Washer, Shakeproof, on Setscrew	C724	8
29. Packing Piece, under Fixing Bosses at front and rear of seat slides	BD17648	8

HEATSHIELDS & TRIM: OTS



S2 OTS

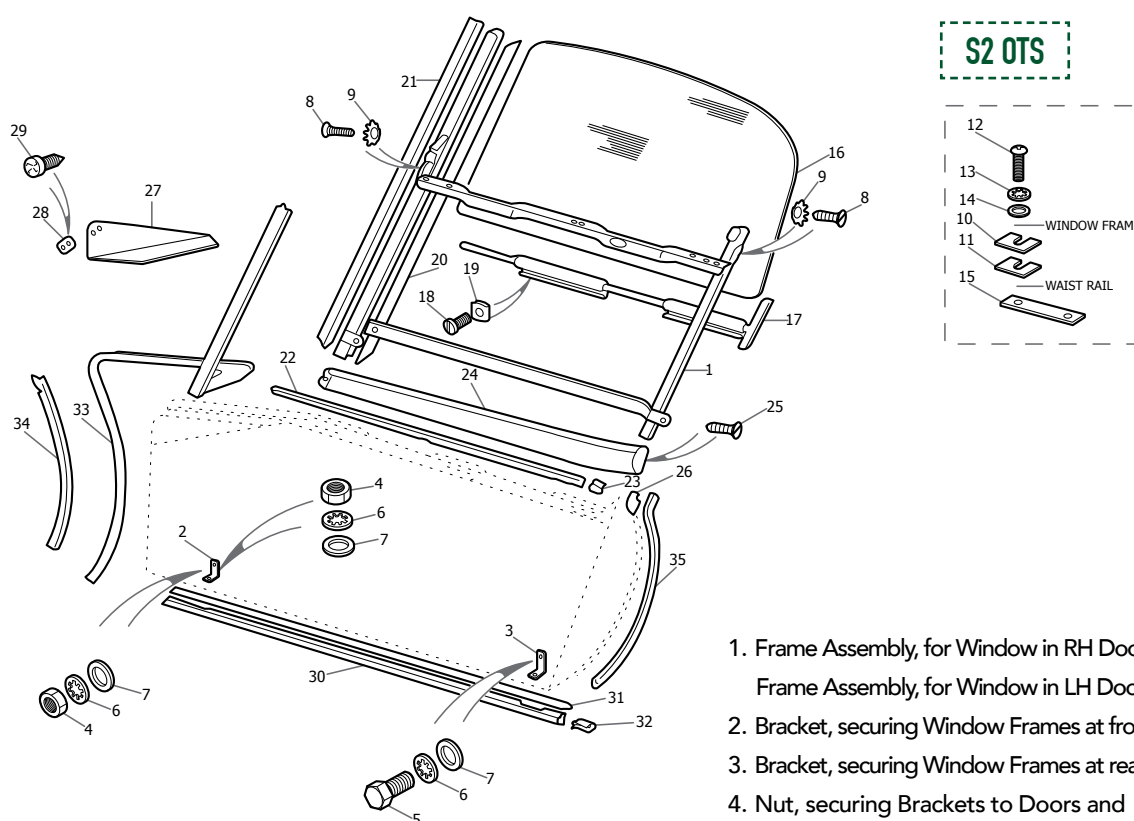
1. Lower Heat Shield, for Exhaust Down Pipes	C28201	1	17. Front Heat Shield Assembly, for Exhaust System	C25101	1
2. Bracket, Lower, mounting Lower Heat Shield to LH Frame Side Member	BD28582	1	18. Screw, Self-Tapping, securing Heat Shield to Floor Rail	DAZ408/8C	2
3. Setscrew, securing Lower Heat Shield to Lower Bracket	UFS125/6R	1	19. Setscrew, securing Heat Shield to Rear Engine Mount	UFS125/3R	1
4. Washer, Plain, on Setscrew	FW104/T	2	20. Washer, Shakeproof, on Setscrew	C724	1
5. Nut, on Setscrew	UFN125/L	1	21. Rear Heat Shield Assembly, for Exhaust System	BD20439	1
6. Washer, Shakeproof, under Nut	C724	1	22. Pop Rivet, securing Heat Shield to Body	BD1814/5	8
7. Bracket, fixing Reservoir Bracket to LH Side Member	LHD Cars Only	2	23. Trim Panel Assembly, on RH Shut Pillar	BD20452	1
8. Clamp (Bracket), clamping Lower Heat Shield Upper Bracket to LH Side Member	RHD Manual Steering Cars Only	2	Trim Panel Assembly, on LH Shut Pillar	BD20453	1
9. Clamping Piece, and Upper Bracket for mounting Lower Heat Shield	C26490	2	Screw, Self-Tapping, securing Trim Panels	DA404/6C	8
10. Setscrew, securing Bracket and Clamping Piece	UFS125/9R	2	Screw, Self-Tapping, securing top of Trim Panels	DAC604/10C	2
11. Nut, on Setscrew	UFN125/L	2	Cup Washer, on Self-Tapping Screws	BD532/1	2
12. Washer, Shakeproof, under Nut	C724	2	24. Trim Panel Assembly, between RH Rear Wheel Arch Shut Pillar	BD20379	1
13. Setscrew, securing Heat Shield to Upper Bracket	UFS131/8R	4	Trim Panel Assembly, between LH Rear Wheel Arch and Shut Pillar	BD20380	1
14. Nut, on Setscrew	UFN131/L	4	25. Clip, fixing Trim Panel	BD11309	4
15. Washer, Shakeproof, under Nut	C725	4	Screw, Self-Tapping, securing Trim Panels	DAC604/8C	2
16. Washer, Plain, under Setscrew and Shakeproof Washer	FW105/T	8	Cup Washer, on Self-Tapping Screws	BD532/1	2

HEATSHIELDS & TRIM: OTS

(CONTINUED FROM PAGE 394)

26. Quarter Trim Panel Assembly, above RH Rear Wheel Arch	BD20383	1	31. RH Trim Panel Assembly, on Tonneau, below Backlight	BD20532	1
Quarter Trim Panel Assembly, above LH Rear Wheel Arch	BD20384	1	32. LH Trim Panel Assembly, on Tonneau, below Backlight	BD20533	1
27. Stud, on Trim Panel, for "Lift the Dot" Fastener	BD1749	2	33. Screw, Self-Tapping, securing Tonneau Trim Panels	DAC604/8C	2
28. Nut, securing Stud	AN102/L	2	Screw, Self-Tapping, securing Quarter and Tonneau Trim Panels	DAC604/12C	2
29. Washer, Shakeproof, under Nut	C723	2	34. Cup Washer, on Self-Tapping Screws	BD532/1	4
30. Washer, Plain, under Shakeproof Washer	AW102/T	2			
Screw, Self-Tapping, securing Trim Panels to Body	DAC604/8C	4			
Cup Washer, on Self-Tapping Screws	BD532/1	4			

DOOR & WINDOW FRAMES: OTS



1. Frame Assembly, for Window in RH Door	BD20997	1
Frame Assembly, for Window in LH Door	BD20998	1
2. Bracket, securing Window Frames at front	BD16465	2
3. Bracket, securing Window Frames at rear	BD20668	2
4. Nut, securing Brackets to Doors and Window Frame to Brackets at front	UFN125/L	6
5. Setscrew, securing Window Frames to Brackets at rear	UFS125/4R	2
6. Washer, Shakeproof, under Nuts and Setscrews	C724	8
7. Washer, Plain, under Shakeproof Washers	FW104/T	8
8. Screw, Self-Tapping, securing Window Frames at top of Door Shut Faces	DA504/8C	4
9. Washer, Shakeproof, on Self-Tapping Screws	BD4243	4

DOOR & WINDOW FRAMES: OTS

(CONTINUED FROM PAGE 395)

10. Packing Piece, between Window Frame and Waist Rail				24. Chrome Finisher, at top of RH Door	BD25144	1
11. .048"	BD20091/1	A/R		Chrome Finisher, at top of LH Door	BD25145	1
.128"	BD20091/2	A/R		25. Screw, securing Chrome Finishers	DAC504/6C	4
12. Setscrew, securing Window Frames at Waist Rails	BD14399/6	12		26. Sealing Block, on Shut Face of RH Door	BD19223	1
13. Washer, Shakeproof, on Setscrews	C738	12		Sealing Block, on Shut Face of LH Door	BD19224	1
14. Washer, Plain, under Shakeproof Washers	AW102/T	12		Setscrew, securing Sealing Blocks	UCS516/3H	2
15. Tapped Plate, receiving Setscrews	BD28448	6		27. Trim Panel Assembly, Front Upper, on RH Door	BD25674	1
16. Glass, for Door Windows				Trim Panel Assembly, Front Upper, on LH Door	BD25675	1
Clear	BD20801	2		28. Striker Plate, operating Map Lamp Switch	BD19070	2
Tinted	BD20801/1	2		29. Screw, Self-Tapping, securing Striker Plates	DAC608/8C	4
17. Regulator Channel, for RH Door Glass	BD21020	1		30. Rubber Seal, for Door Sills	BD24789	2
Regulator Channel, for LH Door Glass	BD21021	1		31. Chrome Finisher, at Edge of Door Sills	BD19129	2
18. Square Nut, limiting up travel of Glass	BD5440/6	2		32. Clip, securing Chrome Finishers	BD16794	12
19. Setscrew, securing Square Nuts	BD13819/1	2		Seal and Retainer, for RH 'A' Post	BD25316	1
Everseal Strip, between Glass and Regulator Channel	BD1300	2		Seal and Retainer, for LH 'A' Post	BD25317	1
20. Seal, Felt, inside forward Channel of Window Frames	BD10099	2		33. Rubber Seal, for RH 'A' Post	BD25360	1
21. Seal, Neoprene, on forward Window Frames	BD19397/2	2		Rubber Seal, for LH 'A' Post	BD25361	1
22. Outer Seal, Rubber, for Door Glass wipe	BD16700	2		34. Seal Retainer, for RH 'A' Post	BD23654	1
23. Clip, securing Outer Seals	BD10413	14		Seal Retainer, for LH 'A' Post	BD23653	1
				Pop Rivet, securing Seal Retainers	BD11712/1	6
				35. Rubber Seal, for RH Door Shut Pillar	BD25898	1
				Rubber Seal, for LH Door Shut Pillar	BD25899	1

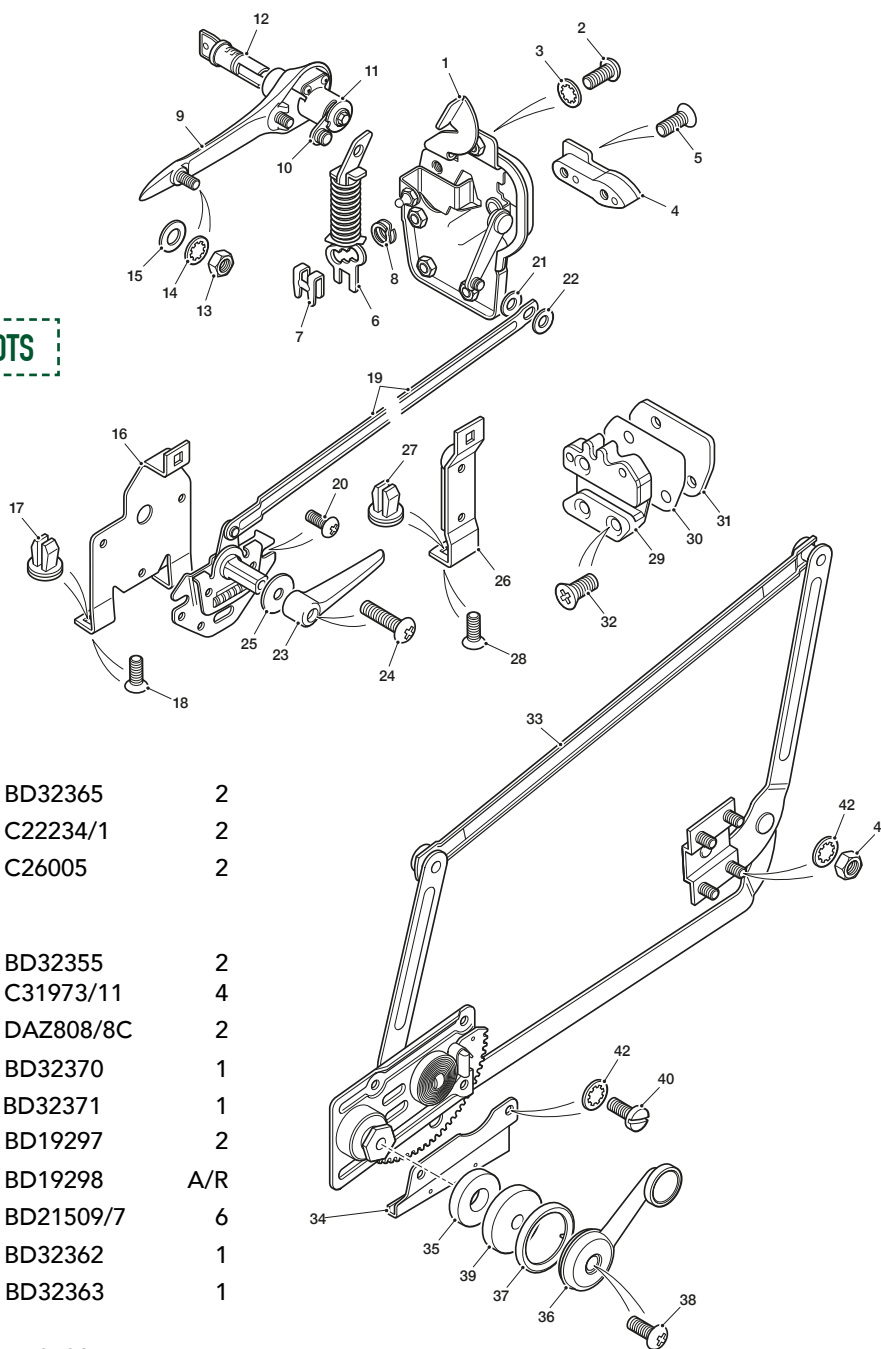
DOOR LOCKS & WINDOW REGULATOR: OTS

(SEE DIAGRAM ON PAGE 397)

1. Lock Assembly, on RH Door	BD32366	1	12. Locking Barrel, in RH Door Handle	BD12000	1
Lock Assembly, on LH Door	BD32367	1	Locking Barrel, in LH Door Handle	BD11999	1
2. Setscrew, securing Locks to Doors	UCS819/3H	2	13. Nut, securing Outside Handles	UFN119/L	4
3. Washer, Shakeproof, under Screws	C723/A	2	14. Washer, Shakeproof, under Nut	C723/A	4
4. Striker Guide, on RH Door	BD32372	1	15. Washer, Plain, under Shakeproof Washer	AW102/T	4
Striker Guide, on LH Door	BD32373	1	16. Support Bracket, in Door, for RH Remote Control and Links Assembly	BD33740	1
5. Setscrew, Allen, securing Striker Guides	BD32361/5	4	Support Bracket, in Door, for LH Remote Control and Links Assembly	BD33741	1
6. Link, between Lock and Outside Handle	BD19445	2	17. Nut (Plastic), in Support Bracket	C31973/11	6
7. Spring Clip, retaining Links	BD23473	4	18. Screw, Self-Tapping, securing Bracket	DAZ808/8C	6
8. Washer, Spring, for Link Fixing at Locks	BD1708/9	2	19. Remote Control and Links Assembly, operating Door Locks	BD32368	2
9. Outside Handle, locking, on RH Door	BD19245	1	20. Screw, securing Remote Control and Links Assembly	BD32206/1	6
Outside Handle, locking, on LH Door	BD19246	1	21. Wavy Washer, at connection of Links to Locks	BD19575	2
10. Operating Lever Assembly, for RH Door	7903	1	Spring Clip, securing Links to Lock Lever	BD23473	2
Operating Lever Assembly, for LH Door	7904	1	22. Washer, Special, behind Spring Clips	BD19574	2
11. Housing, for Tension Spring in RH Door	9601	1			
Housing, for Tension Spring in LH Door	9602	1			

DOOR LOCKS & WINDOW REGULATOR: OTS

S2 OTS



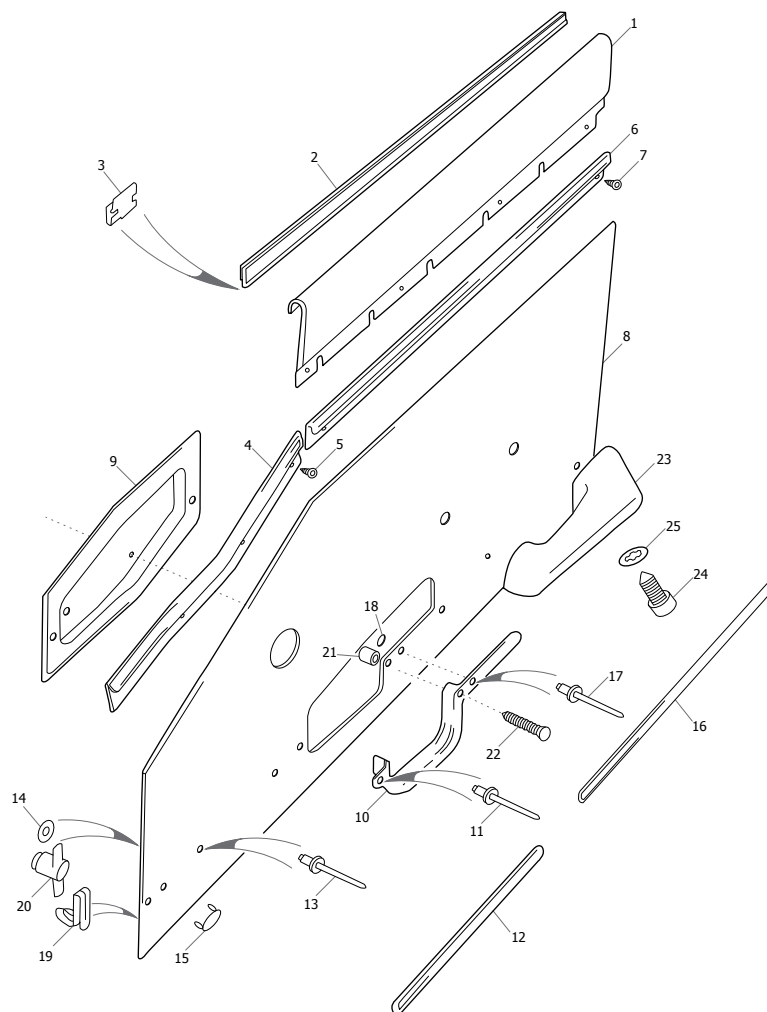
(CONTINUED FROM PAGE 396)

23. Inside Door Handle	BD32365	2
24. Screw (Wedglok), securing Inside Door Handle	C22234/1	2
25. Thrust Pad (Rubber), under Inside Door Handle	C26005	2
26. Bracket and Foam Pad Assembly, in Door, dampening vibrations in Remote Control and Link Assembly	BD32355	2
27. Nut (Plastic), in Support Bracket	C31973/11	4
28. Screw, Self-Tapping, securing Bracket	DAZ808/8C	2
29. Striker, for RH Door Lock	BD32370	1
Striker, for LH Door Lock	BD32371	1
30. Shim, Shakeproof, under Strikers	BD19297	2
31. Shim, packing Strikers (.036" thick)	BD19298	A/R
32. Setscrew, securing Strikers	BD21509/7	6
33. Window Regulator Assembly, in RH Door	BD32362	1
Window Regulator Assembly, in LH Door	BD32363	1
34. RH Guard, for gear on Window Regulator Assemblies	BD35924	1
LH Guard, for gear on Window Regulator Assemblies	BD35925	1
Pop Rivet, securing Guards to Window Regulators	BD1814/12	4
35. Thrust Pad (Rubber), around Regulator Spindle	BD29101	1
36. Handle, operating Window Regulators	BD32364	2
37. Escutcheon, Chrome, for Regulator Handles	BD32354	2
38. Screw (Wedglok), securing Regulator Handles	BD34996/2	2
39. Thrust Pad (Rubber), behind Handle	BD24952/4	2
40. Setscrew, securing Regulators to Doors	UFS425/3H	8
41. Nut, securing Regulators to Doors	UFN125/L	8
42. Washer, Shakeproof, on Setscrews and Nuts	C724	16

INSIDE DOOR HANDLE
BD32365



DOOR TRIM & ARMRESTS: OTS



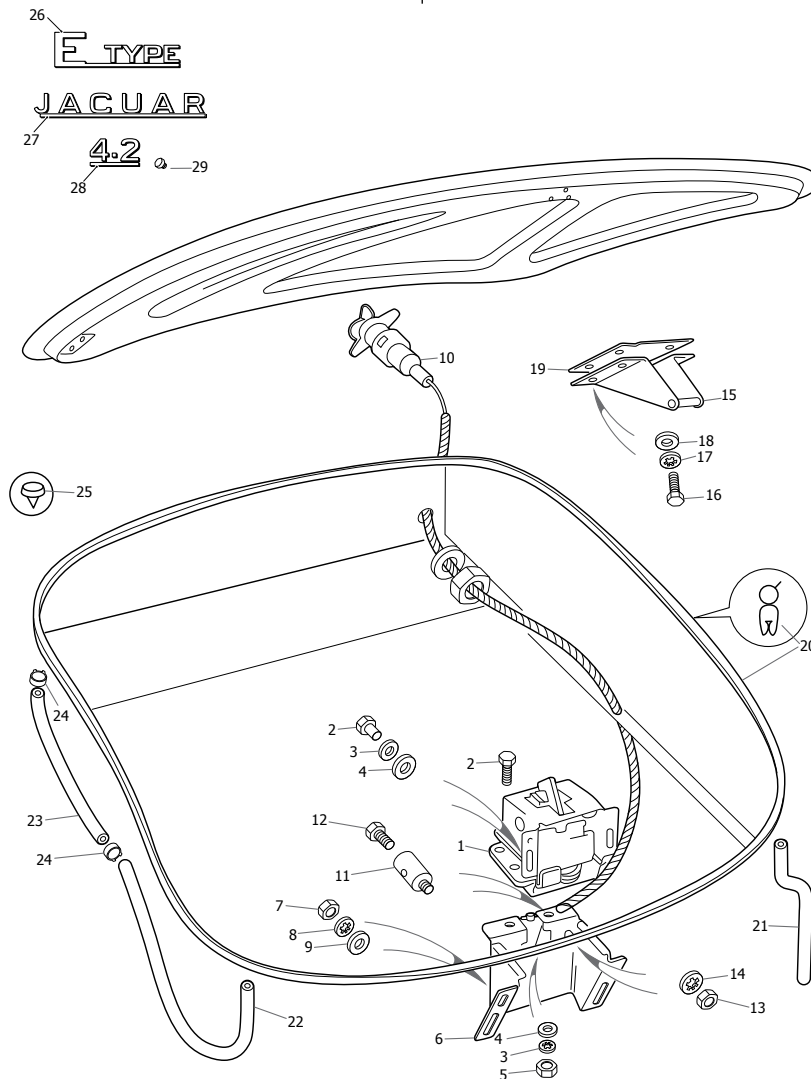
S2 OTS

1. Trim Panel Assembly, Rear Upper, on RH Door	BD15504	1
Trim Panel Assembly, Rear Upper, on LH Door	BD15505	1
2. Weather Strip, Inner, for Door Glass wipe	BD20010/3	2
3. Clip, securing Weather Strips	BD20082	10
4. Chrome Finisher, Front Upper, on RH Door	BD26544	1
Chrome Finisher, Front Upper, on LH Door	BD26545	1
5. Screw, Self-Tapping, securing Chrome Finishers to Doors	DAJ504/8C	6
6. Chrome Finisher, Rear Upper, on RH Door	BD26930	1
Chrome Finisher, Rear Upper, on LH Door	BD26931	1
7. Screw, Self-Tapping, securing Chrome Finishers and Trim Panel Assembly to Doors	DAJ504/8C	8
8. Casing Assembly, on RH Door	BD33708	1
Casing Assembly, on LH Door	BD33709	1
9. Inserts, enclosing recess for Door Handle	BD33744/45P	1
10. Escutcheon, for recess in RH Casing	BD33744	1
Escutcheon, for recess in LH Casing	BD33745	1
11. Pop Rivet, securing Escutcheons to Casings	BD1814/6	2
12. Chrome Finisher, Lower Front, on Casings	BD32386	2

13. Rivet Clip, securing Front Chrome Finishers to Casings	BD26706/1	4
14. Washer, Plain, on Rivet Clips	AW105/T	4
15. Clip, securing Front Chrome Finishers to Casings	BD11546	2
16. Chrome Finisher, Lower Rear, on Casings	BD33746	2
17. Rivet Clip, securing Chrome Finishers to Casings	BD26706/1	6
18. Washer, Plain, on Rivet Clips	AW105/T	6
19. Clip, securing Casings to Doors	BD21133	22
20. Snapsac, receiving Clips	BD25375	22
21. Distance Piece, between Escutcheon and Casing Insert	BD32394	2
22. Screw, Self-Tapping, securing Casing through Spacer	DZZ906/20	2
23. Armrest Assembly, on RH Door	BD36016	1
Armrest Assembly, on LH Door	BD36017	1
24. Setscrew, securing Armrests to Doors	BD23470/7	4
25. Washer, Shakeproof, on Setscrew	C723/A	4
Door Liner Panel (Plastic) on RH Inner Door Panel, behind Casing	BD33788	1
Door Liner Panel (Plastic) on LH Inner Door Panel, behind Casing	BD33789	1

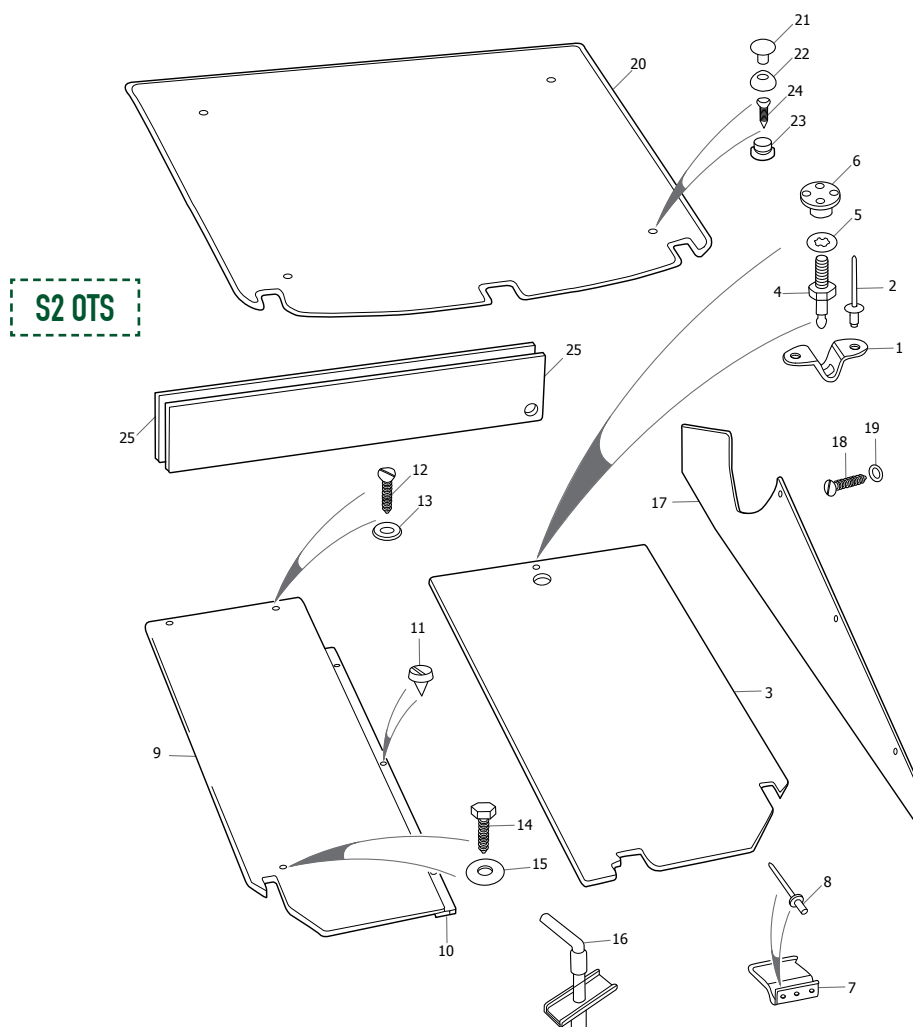
BOOT LOCK & FITTINGS: OTS

1. Lock Assembly, for Boot Lid	BD15898	1	14. Washer, Shakeproof, under Nut	C723/A	1
2. Setscrew, securing Lock to Bracket	UFS319/3H	4	Clip, for Outer Cable	C18461	1
3. Washer, Shakeproof, on Setscrews and under Nuts	C723/A	4	15. Striker, for Boot Lid Lock	BD15489	1
4. Washer, Plain, under Shakeproof Washers	AW102/T	4	16. Setscrew, securing Striker to Boot Lid	BD18307/2	4
5. Nut, securing Lock	UFN119/L	2	17. Washer, Shakeproof, on Setscrews	C724	4
6. Bracket Assembly, mounting Boot Lid Lock	BD16202	1	18. Washer, Plain, under Shakeproof Washers	FW104/T	4
7. Nut, securing Bracket	UFN119/L	4	19. Shim (.036" thick) for Striker	BD11321	A/R
8. Washer, Shakeproof, under Nuts	C723/A	4	20. Seal (Neoprene) for Boot Lid (120" long)	BD33417/1	1
9. Washer, Plain, under Shakeproof Washers	AW102/T	4	21. Drain Tube, at RH side of Boot Lid Aperture	BD23335	1
10. Control Cable Assembly, for release of Boot Lid Lock	BD27158	1	22. Drain Tube, at LH side of Boot Lid Aperture	BD659/12	1
Locking Barrel (Complete with Keys)	BD27588	1	23. Drain Tube, for Petrol Filler Box	BD659/13	1
11. Clamp, for Outer Cable	BD16213	1	24. Clip, securing Drain Tube	C15886/8	2
12. Setscrew, securing Outer Cable to Clamp	UFS119/3R	1	25. Rubber Buffer, cushioning Petrol Filler Lid	BD22536	2
13. Nut, securing Clamp to Bracket	UFN119/L	1	26. "E TYPE" Emblem, on Boot Lid	BD27666	1
			27. "JAGUAR" Emblem, on Boot Lid	BD26762	1
			28. "4.2" Emblem, on Boot Lid	BD26766	1
			29. Friction Bush, securing Emblems to Boot Lid	BD25659	8

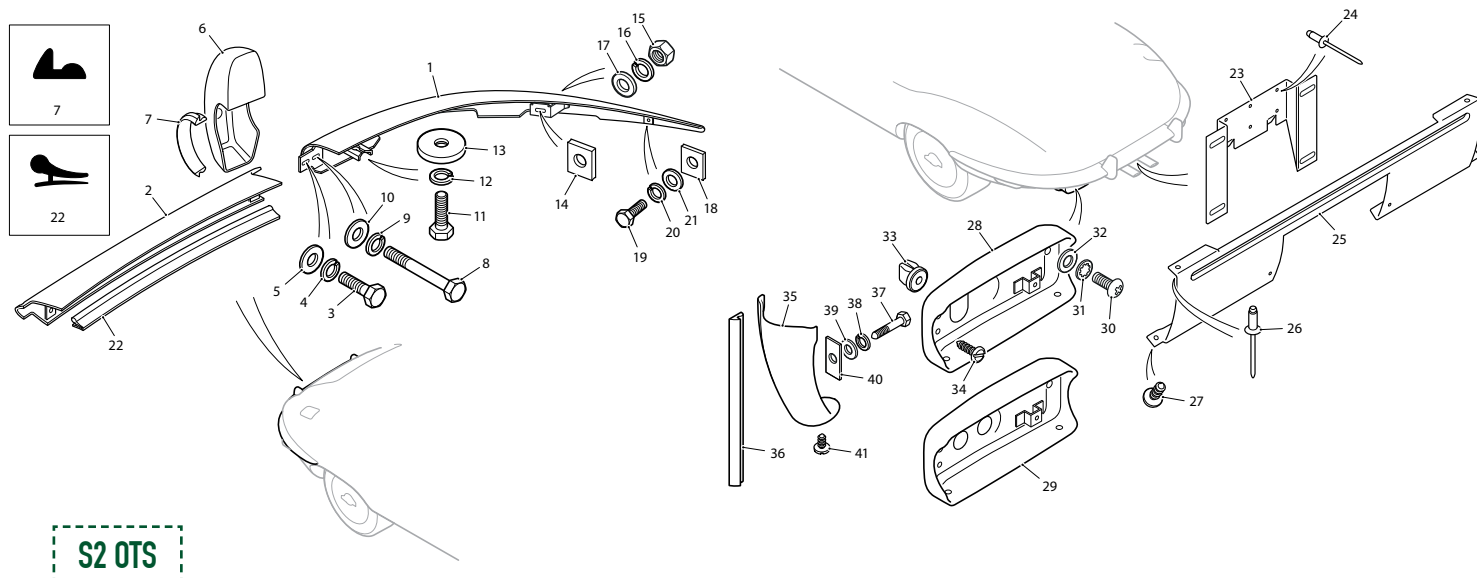


BOOT BOARDS & TRIM: OTS

1. Spring Latch, on Top Panel, fixing RH Boot Floorboard	BD19053	1	16. Spare Wheel Clamp Assembly	BD11007/1	1
2. Pop Rivet, securing Spring Latch	BD1814/1	2	Handle, operating Spare Wheel Clamp	BD10637	1
3. RH Floorboard Assembly, in Boot	BD19051	1	Screw, in Handle	BD11008/1	1
4. Stud, fixing Floorboard	BD10958	1	Mills Pin, locking Screw in Handle	C704/1	1
6. Tee Nut, receiving Stud	BD9909/5	1	Clamp Plate, holding Spare Wheel	BD10639	1
5. Washer, Shakeproof, on Stud	C723/A	1	17. Casing, at RH side of Boot	BD27848	1
7. Spring Clip, retaining RH Floorboard	BD19054	1	Casing, at LH side of Boot	BD27849	1
8. Pop Rivet, securing Spring Clip	BD1814/1	3	18. Screw, Self-Tapping, securing Side Casings	DAC604/8C	8
9. LH Floorboard Assembly, in Boot	BD19052	1	19. Cup Washer, on Self-Tapping Screws	BD532/1	8
10. Support Strip, at edge of LH Floorboard	BD19055	1	20. Mat Assembly, on Boot Floor	BD27902	1
Woodscrew, securing Support Strip	MJ208/3R	6	21. Button, fixing Mat to Boot Floor	BD1286/1	4
11. Rubber Buffer, in Support Strip	BD4321	3	22. Socket, securing Buttons to Mat	BD1286/2	4
12. Screw, Self-Tapping, securing LH Floorboard at front	DJZ510/14C	2	23. Stud, receiving Buttons	BD1286/3	4
13. Cup Washer, on Self-Tapping Screws	BD18545	2	24. Screw, Self-Tapping, securing Studs to Boot Floor	DAZ504/8C	4
14. Screw, Self-Tapping, securing LH Floorboard at rear	DJZ110/14C	1	25. Mat Assembly, on Rear Bulkhead Panel	BD19637	1
15. Washer, Special, on Self-Tapping Screw	BD541/34	1	26. Felt (PVC Coated), on Rear Bulkhead Panel under Mat	BD27898	1



REAR BUMPER & NUMBER PLATE CARRIER: OTS

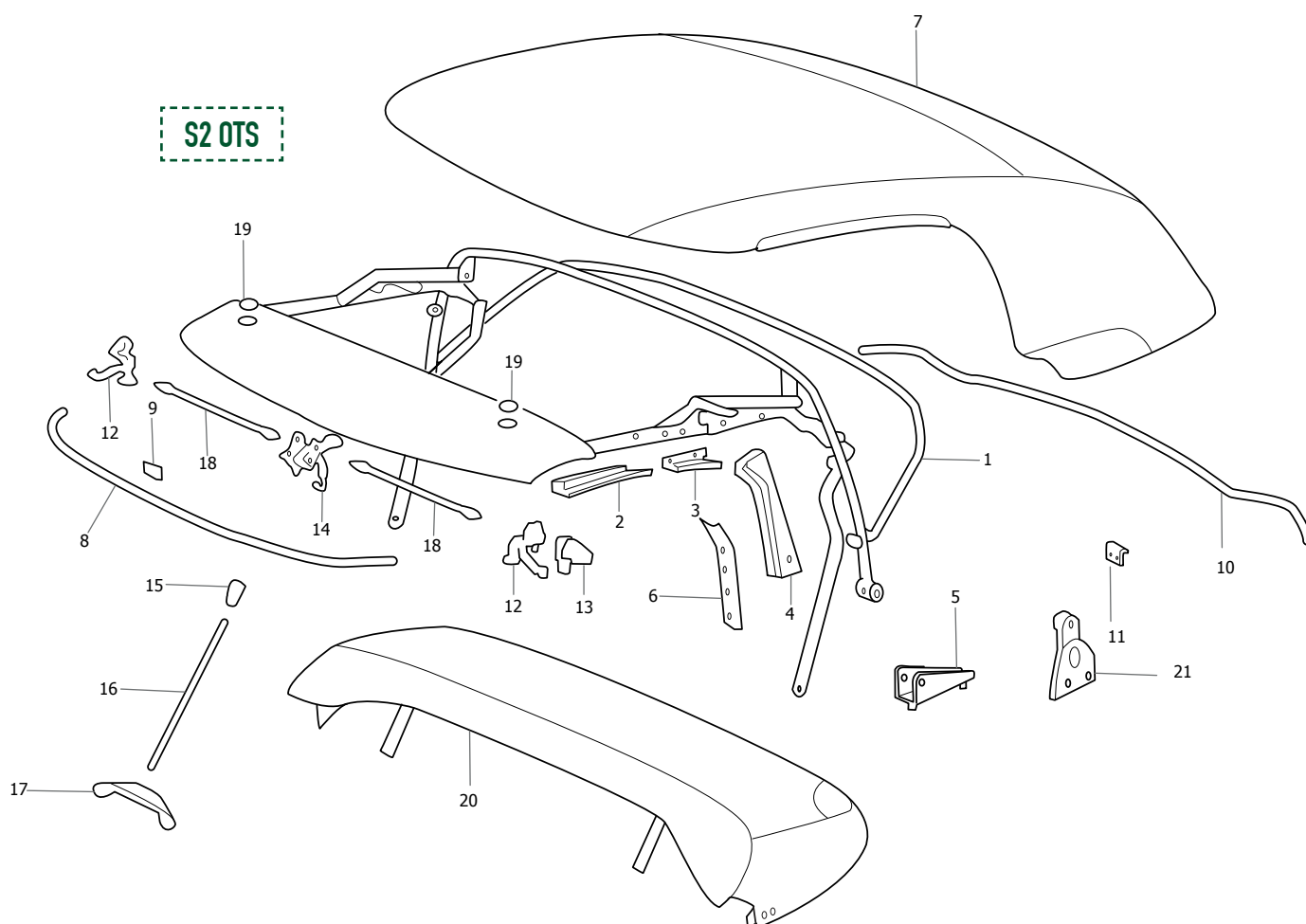


S2 OTS

1. LH Bar Assembly	BD35588	1	23. Rear Number Plate Carrier, on Panel	BD35627	1
RH Bar Assembly	BD35587	1	24. Pop Rivet, securing Carrier to Panel	BD11712/1	6
2. Centre Bar Assembly	BD35611	1	25. Finisher (Stainless), on Rear Number Plate Panel	BD35962	1
3. Setscrew, securing Centre Bar to RH and LH Bars	UFS137/6R	2	26. Pop Rivet, securing Finisher to Panel	BD1814/1	2
4. Washer, Spring, on Setscrews	FG105/X	2	27. Screw, Self-Tapping, securing Finisher to Mounting Panel	DAC806/8C	2
5. Washer, Plain, under Spring Washers	FW106/T	2	Mounting Panel Assembly, for RH Tail/Flasher Lamp	BD35683	1
RH Over Rider Assembly	BD35593	1	28. Mounting Panel Assembly, for LH Tail/Flasher Lamp	BD35684	1
6. LH Over Rider Assembly	BD35594	1	Mounting Panel Assembly, for RH Tail/Flasher Lamp	NLA	1
7. Beading (PVC) between Over Riders and Bumper Bars	209	4	29. Mounting Panel Assembly, for LH Tail/Flasher Lamp	NLA	1
8. Bolt, securing Over Riders to Bumper Assembly	UFB137/23R	2	30. Setscrew, securing Mounting Panel to Rear Number Plate Panel	UFS819/3H	4
9. Washer, Spring, on Bolts	FG106/X	2	31. Washer, Shakeproof, under Setscrews	C723/A	4
10. Washer, Plain, under Spring Washers	FW105/T	2	32. Washer, Plain, under Shakeproof Washers	AW102/T	4
11. Setscrew, securing Bumper Assembly to Body at rear	UFS137/8R	2	33. Nut (Plastic), in Support Bracket	C31973/11	4
12. Washer, Spring, on Setscrew	FG106/X	2	34. Screw, Self-Tapping, securing Mounting Panel to Support Bracket	DAZ808/8C	4
13. Washer, Plate, behind Spring Washers	BD33118	2	Tail Finisher, behind RH Mounting Panel	BD35740	1
14. Seal (Canvas/Rubber) between Bumper and Body at side	BD28523	2	35. Tail Finisher, behind LH Mounting Panel	BD35741	1
15. Nut, securing Bumper Assembly to Body at side	UFN137/L	2	36. Finisher Seal (Rubber) between Tail Finishers and Body	BD25318/1	2
16. Washer, Spring, under Nuts	FG106/X	2	37. Bolt, securing Tail Finishers	UFB131/28R	2
17. Washer, Plain, under Spring Washers	FW106/T	2	38. Washer, Spring, on Bolts	FG105/X	2
18. Seal (Rubber) between Bumper and Body	BD18947/3	2	39. Washer, Plain, under Spring Washers	FW105/T	2
19. Setscrew, securing Bumper Assembly to Rear Wings	UFS131/6R	2	40. Reinforcing Washer, under Plain Washers	BD35780	2
20. Washer, Spring, on Setscrews	FG106/X	2	41. Screw, Self-Tapping, securing Tail Finisher to Mounting Panel	DAC806/8C	2
21. Washer, Plain, under Spring Washers	FW106/T	2			
22. Seal (Rubber) between Rear Bumper and Body	BD35977/1	1			

CONVERTIBLE TOP: OTS

1. Hood Sticks Assembly	BD32851	1	3. Cantrail Channel, LH Rear	BD19249/1	1
Bolt, securing No. 1 Link to Canopy Panel	BD33434	4	Cantrail Channel, RH Rear	BD19250/1	1
Stop Stud, on No. 2 Links	BD19492	2	Setscrew, securing Cantrail Channels to Hood Stick Links	UFS519/4H	10
Locknut, on Stop Studs	UFN225/L	2	Nut, on Setscrews	UFN119/L	10
Pivot Bolt, joining No. 1 Link to No. 2 Link	BD20359	2	Washer, Shakeproof, under Nuts	C723/A	10
Dome Nut, on Pivot Bolts	BD19259	2	Washer, Special, on Setscrews	BD541/28	10
Pivot Bolt, joining No. 3 Link to Main Sticks	BD19193	2	Washer, Plain, on Setscrews	AW102/T	4
Pivot Bolt, joining No. 6 Link to Main Sticks	BD21193	2	4. Main Head Pillar Assembly, LH	BD19367	1
Washer (Brass), on Pivot Bolts	BD541/22	2	Main Head Pillar Assembly, RH	BD19368	1
Washer (Brass), on Pivot Bolts	BD541/23	6	Setscrew, securing Main Head Pillars to Main Stick	UCS513/4H	4
Bolt, securing No.1 Link to Canopy	BD33434/1	4	Cup Washer, on Setscrews	BD532/1	4
Washer, Shakeproof, on Bolts	C724	4	Setscrew, securing Main Head Pillars to Main Stick	UFS419/3H	4
Washer, Special, under Shakeproof Washers	BD541/32	4	Washer, Shakeproof, on Setscrews	C723/A	4
2. Cantrail Channel, LH Front	BD19249	1	Washer, Plain, under Shakeproof Washers	AW102/T	4
Cantrail Channel, RH Front	BD19250	1			



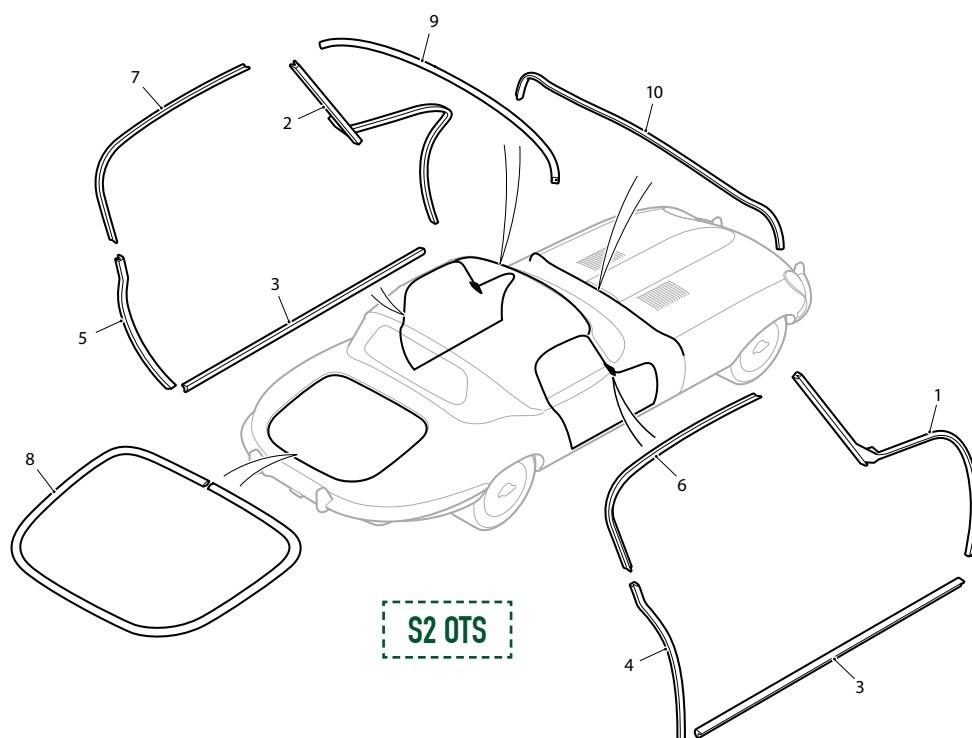
5. LH Pivot Bracket Assembly, for Main Stick	BD19458	1	12. Outer Toggle Clamp Assembly, securing Hood at Windscreen	BD32776	2
RH Pivot Bracket Assembly, for Main Stick	BD20657	1	Hook, for Toggle Clamp	BD15912	2
Nut, securing Pivot Brackets to Wheel Arches	UFN131/L	4	Locknut, for Hook	BD20892	2
Washer, Shakeproof, under Nuts	C725	4	Setscrew, Chrome, securing Toggle Clamps	BD17546/2	4
Washer, Plain, under Shakeproof Washers	FW105/T	4	Washer, Shakeproof, on Setscrews	C724	4
Shim, for adjustment of Pivot Brackets	BD23469	A/R	Washer, Chrome, on Setscrews	BD451/32	4
Bolt, Special, pivoting Main Sticks	BD19160	2	13. Chrome Capping and Socket, at top of LH Windscreen Pillar	BD28909	1
Bolt, Special, securing Control Link to Body	BD19393	2	Chrome Capping and Socket, at top of RH Windscreen Pillar	BD28908	1
Washer (Brass), on Special Bolts	BD541/30	8	Setscrew, Chrome, securing Cappings to sides of Pillars	BD15534/3	2
6. Chrome Drip Moulding, on LH Main Head Pillar Assembly	BD19293	1	Setscrew, Chrome, securing Cappings to tops of Pillars	BD16940/2	2
Chrome Drip Moulding, on RH Main Head Pillar Assembly	BD19294	1	14. Centre Toggle Clamp Assembly, securing Hood at Windscreen	BD32773	1
Screw, Self-Tapping, securing Drip Mouldings	DAJ404/8C	12	Hook, for Toggle Clamp	BD15912	1
7. Hood Cloth Assembly, complete	BD32073	1	Locknut, for Hook	BD20892	1
Socket, on Hood Cloth, for LTD Fasteners	BD568/1	2	Setscrew, Chrome, securing Toggle Clamps	BD13713/4	2
Clinch Plate, securing Sockets to Hood Cloth	BD568/2	2	Setscrew, Chrome, securing Toggle Clamps	BD13713/6	2
Tacking Strip, RH, For Hood Fixing	BD20141	1	Washer, Chrome, on Setscrews	BD451/32	4
Tacking Strip, LH, For Hood Fixing	BD20140	1	15. Chrome Socket, receiving Centre Toggle Hook	BD20857	1
Tacking Strip, Centre, For Hood Fixing	BD20142	1	16. Stabiliser Rod, between Socket at top of Windscreen and Bracket on Dash	BD32948	1
Screw, Self-Tapping, securing Tacking Strips	DA404/8C	14	Nut, locking Stabilizer Rod and Bracket	UFN225/L	1
Fillet, on RH Tonneau Side	BD20460	1	Washer, Shakeproof, under nut	C724	1
Fillet, on LH Tonneau Side	BD20461	1	17. Bracket Assembly, receiving Stabiliser Rod	BD24544	1
Screw, Self-Tapping, securing Fillets	DA506/12C	6	Setscrew, securing Bracket to Dash	UFS119/5R	2
8. Chrome Beading, at front edge of Canopy Panel	BD20099	1	Nut, on Setscrew	UFN119/L	2
9. Clip, securing Chrome Beading	BD16794	20	Washer, Spring, under Nuts	AG102/X	2
Seal, Canopy Panel to Windscreen (55" long)	BD17413	1	Washer, Plain, on Setscrew	AW102/T	4
Seal, on RH Cantrail	BD21799	1	18. Strap Assembly, fixing Hood when folded	BD20660	2
Seal, on LH Cantrail	BD21800	1	Socket, on Straps, for 'Lift the Dot' Fasteners	BD20674	2
Retainer Assembly, on RH Front Cantrail	BD19255	1	Clinch Plate, securing Sockets to Straps	BD568/2	2
Retainer Assembly, on LH Front Cantrail	BD19254	1	19. Chrome Bezel, in Canopy Panel, for Straps	BD20659	2
Retainer Assembly, on RH Rear Cantrail	BD19257	1	Setscrew, securing Straps to Canopy Rail	BD13713/7	2
Retainer Assembly, on LH Rear Cantrail	BD19256	1	Washer, on Setscrews	C2017/2	2
Pop Rivet, securing Retainers to Cantrails	BD1814/2	14	Spacer, on Setscrews	BD20781	2
10. Chrome Beading, on Tonneau	BD28275	1	"Lift the Dot" Stud, securing Straps	BD1750	2
Screw, Self-Tapping, securing Chrome Bead	DAC604/10C	8	20. Envelope Assembly, covering Hood when folded	U2074/M	1
Screw, Self-Tapping, securing Chrome Bead	DAC604/14C	2	Socket, on Envelope, for "Lift the Dot" Fasteners	BD568/1	3
Hood Piping, PVC, under Beading, (70" long)	BD18288	1	Clinch Plate, securing Sockets	BD568/2	3
11. Hook Plate, under Beading, for fixing Hood Envelope	BD20658	4	Tenax Fastener, fixing Hood Envelope	BD3822	2
Screw, Self-Tapping, securing Hook Plates	DAC504/8C	8			

CONVERTIBLE TOP: OTS

(CONTINUED FROM PAGE 403)

Stud, on Rear Bulkhead, for "Lift the Dot" Fasteners	BD4076	2	Setscrew (Chrome Countersunk), securing Mounting Brackets to Shut Pillars	BD5552/8	4
Nut, securing Studs	AN102/L	2	Setscrew (Cheese Head) securing Mounting Brackets to Shut Pillars	BD20092/2	2
Washer, Shakeproof, under Nuts	C723	2	Washer, Shakeproof, on Setscrews	C723/A	2
21. LH Mounting Bracket Assembly, for Hardtop	BD23761	1	Washer, Special, under Shakeproof Washers	C3562	2
RH Mounting Bracket Assembly, for Hardtop	BD23760	1	Tenax Fastener Assembly, complete	BD3822	2
Special Bolt (Chrome), for securing Hardtop	BD23762	2	Button Only (Tenax No. 31)	BD3822/1	2
Tenax Stud, fixing Hood Envelope	BD23608	2	Nut, securing Buttons (Tenax No. 32)	BD3822/2	2
Washer, Shakeproof, on Stud	C723/A	2	Stud, receiving Buttons	BD23608	2
			Washer, Shakeproof, on Studs	C723/A	2

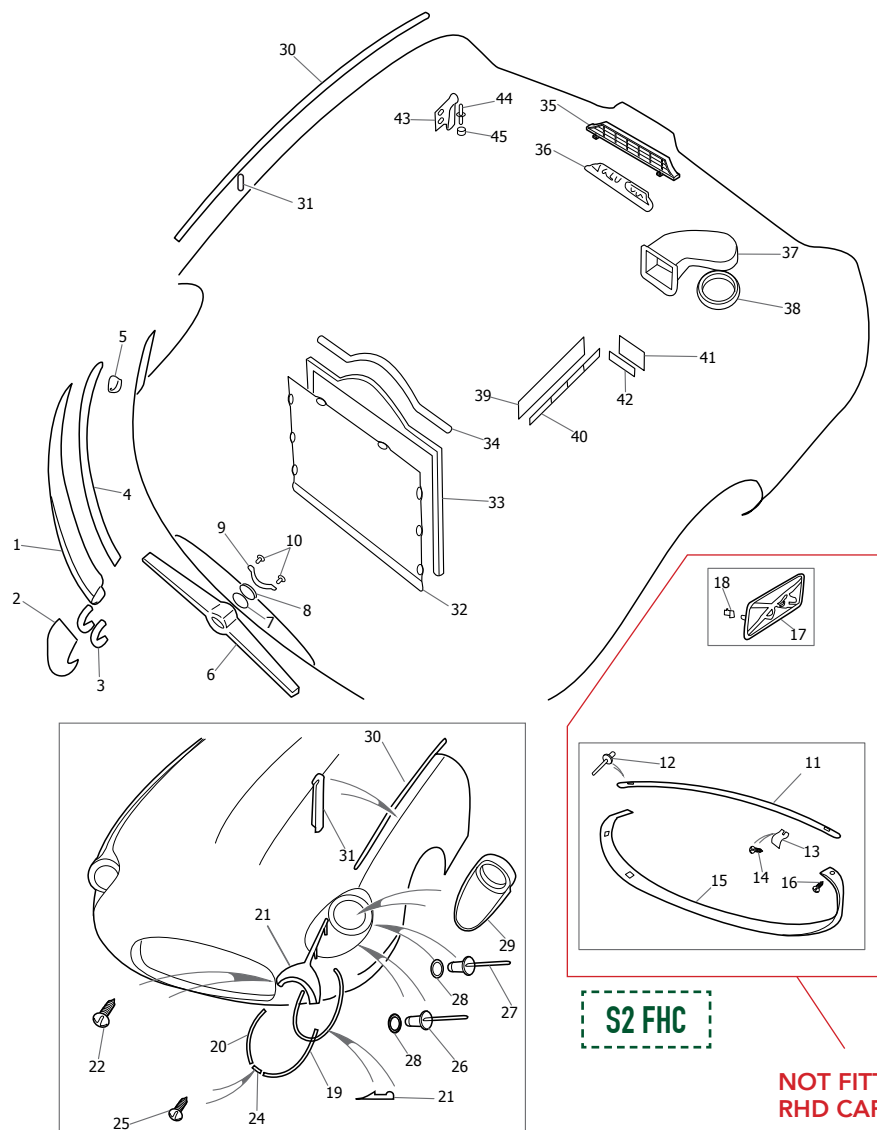
RUBBER SEALS: OTS



1. Rubber Seal, for RH 'A' Post	BD25716	1	7. Rubber Seal, on LH Cantrail and Hood Pillar	BD21800	1
2. Rubber Seal, for LH 'A' Post	BD25717	1	8. Rubber Seal, for Boot Lid		
3. Rubber Seal, for Door Sills	BD24789	2	S1 3.8 on Boot Lid	BD18055/1	1
4. Rubber Seal, for RH Door Shut Pillar	BD25898	1	S1 4.2 & S2 on Body	BD33417/1	1
5. Rubber Seal, for LH Door Shut Pillar	BD25899	1	9. Rubber Seal, for Canopy Rail to top of Windscreen	BD37782/1	1
6. Rubber Seal, on RH Cantrail and Hood Pillar	BD21800	1	10. Rubber Seal, for rear edge of Bonnet	BD20903/1	1



FRONT BUMPERS & FITTINGS: FHC



1. Bar Assembly, for RH Front Bumper	BD35576	1	4. Seal (Rubber) between Bumper and Bonnet	BD18947/3	2
Bar Assembly, for LH Front Bumper	BD35577	1	5. Clip, securing Rubber Seals	BD10313	4
2. Over-Rider Assembly, on RH Front Bumper	BD35600	1	6. Motif Bar, in Air Intake Aperture	BD35500	1
Over-Rider Assembly, on LH Front Bumper	BD35601	1	Setscrew, securing Motif Bar to Bumper Bars	BD9604/3	2
3. Beading (PVC) between Over-Rider and Bumper	209K	1	Washer, Spring, on Setscrews	FG106/X	2
Bolt, securing Over-Rider to Front Bumper	UFB137/20R	2	Washer, Plain, under Spring Washers	FW106/T	2
Washer, Spring, on Bolt	FG106/X	2	7. Motif, in centre of Motif Bar	BD28520	1
Washer, Plain, under Spring Washer	FW106/T	2	8. Backing Piece, behind Motif	BD28518	1
Setscrew, securing Bumpers to Bonnet	BD9604/4	4	9. Spring Clip, retaining Motif	BD28519	1
Washer, Plain, under Spring Washer	FW106/T	4	10. Screw, Self-Tapping, securing Spring Clip	BD11501	2
Washer, Spring, on Setscrew	FG106/X	4	11. Chrome Trim, in top of Bonnet Opening	BD38830/1	1
Seal (Canvas/Rubber) between Bumper and Bonnet	BD28523	4	12. Pop Rivet, securing Trim at ends	BD29334/1	2
			13. Clip, securing Trim in top of Bonnet Opening	BD38867	2

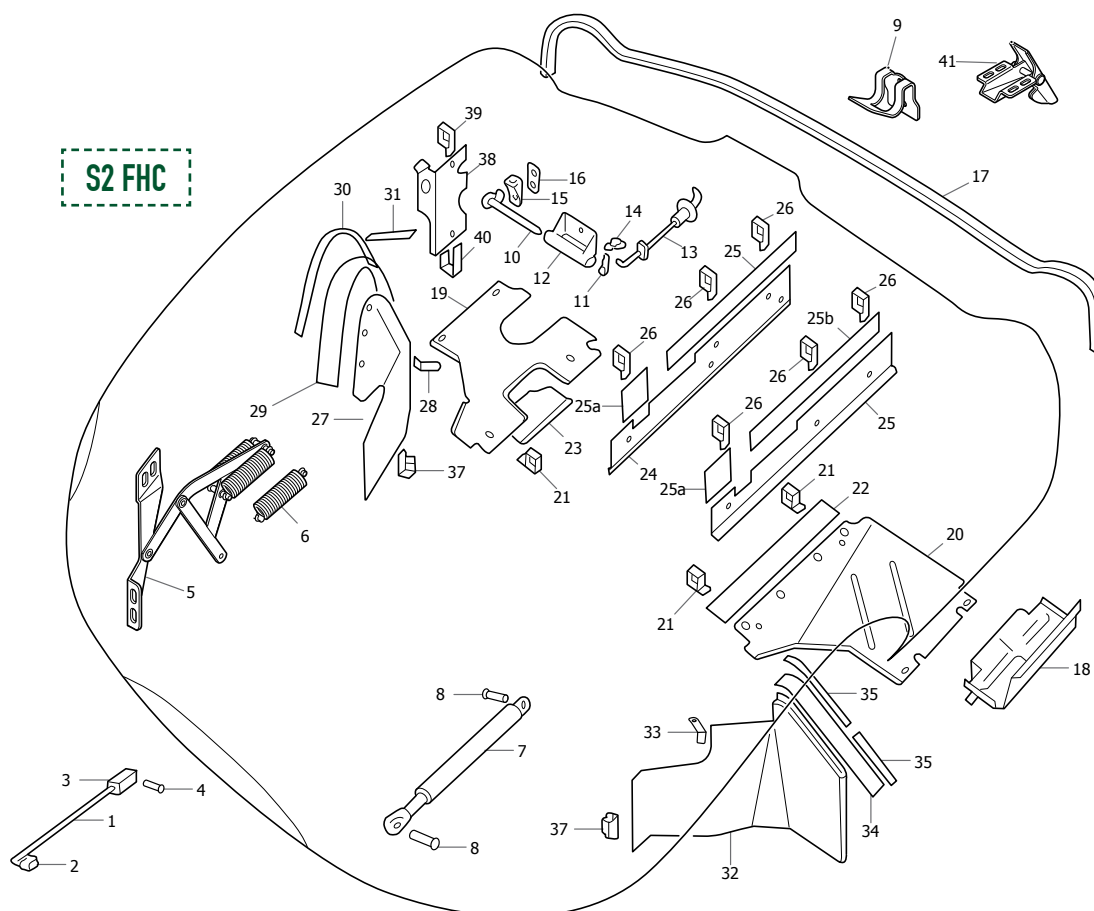
FRONT BUMPERS & FITTINGS: FHC

14. Screw, Self-Tapping, securing Trim	DAZ808/6C	2	24. Joint Finisher (Chrome), for Headlamp Apertures	BD31129	2
15. Chrome Trim, in bottom of Bonnet Opening	BD38832	1	25. Screw, Self-Tapping, (Stainless) securing Joint Finishers	DA008/8S	2
16. Screw, Self-Tapping, securing Trim	DAZ804/6C	7	26. Rivet Clip, securing Chrome Finishers	BD31095/2	12
17. Motif, Jaguar, on RH side of Bonnet	BD35865	1	27. Rivet Clip, securing Chrome Finishers	BD31095/1	2
Motif, Jaguar, on LH side of Bonnet	BD35866	1	28. Washer, Plain, under Rivet Clips	AW105/T	14
18. Friction Bush, securing Jaguar Motifs	BD26989	4	Finisher Panel Assembly, in RH Headlamp Recess	BD35645	1
Chrome Finisher, Outer, around RH Headlamp Aperture	BD35668	1	29. Finisher Panel Assembly, in LH Headlamp Recess	BD35646	1
Chrome Finisher, Inner, around RH Headlamp Aperture	BD35670	1	Drain Tube (PVC) for Finisher Panels	BD28539	2
Chrome Motif Assembly, above RH Headlamp Aperture	BD35694	1	30. Chrome Beading, in Bonnet Joint at rear of Motif Assemblies	BD19029/4	2
19. Chrome Finisher, Outer, around LH Headlamp Aperture	BD35669	1	31. Clip (Brass), securing Chrome Beadings	BD19030	14
20. Chrome Finisher, Inner, around LH Headlamp Aperture	BD35671	1	Rubber Plug, sealing Aperture in Bonnet Front Under Panel	BD20989	1
21. Chrome Motif Assembly, above LH Headlamp Aperture	BD35695	1	Carrier Bracket Assembly, for Front Number Plate	NLA	1
22. Screw, Self-Tapping, securing Motif Assemblies	DAZ806/6C	4	Setscrew, securing Bracket to Bonnet Front Under Panel	UFS125/4R	2
23. Finisher Bead (PVC), under Chrome Finishers	BD35730	2			



BONNET LOCKS & LINKS: FHC

1. Control Rod, operating Pivoted License Carrier Bracket	BD20936	1	Washer (Brass) on Bolts (7/8 OD x 9/32 ID)	BD20013/2	2
2. Clip, securing Control Rod to Bracket	C13806	1	Nut, Self-Locking, on Bolts	C8667/1	2
3. Fork End, connecting Control Rod to Bracket on Front Sub-Frame	BD20937	1	Chassis Nos. 1R.1188 - RHD, 1R.9570 - LHD		
Nut, locking Fork End to Control Rod	UFN125/L	1	7. Operating Strut (Gas Filled), assisting opening of Bonnet	BD36893	1
4. Clevis Pin, securing Fork End to Bracket on Front Sub-Frame	J103/10S	1	8. Joint Pin, securing Operating Strut to Bonnet and Bracket on Front Frame	BD36431	2
Split Pin, retaining Clevis Pin	L102/4U	1	Cross Member	C1221	2
Washer, Plain, behind Split Pin	AW102/T	1	Split Pin, retaining Joint Pin	BD15654	2
Chassis Nos. 1R.1187 - RHD, 1R.9569 - LHD			Washer, under Split Pin	BD20320	1
5. Bonnet Balance Link Assembly, RH	BD20016	1	9. Bracket, receiving Safety Catch	BD18307/3	2
Bonnet Balance Link Assembly, LH	BD20017	1	Setscrew, securing Bracket to Scuttle	C724	2
6. Spring, on Bonnet Balance Link	BD19972	4	Washer, Shakeproof, on Setscrews	BD19890	1
Washer (Brass) at each side of spring eyes	BD20013/4	16	LH Locking Hook Assembly, for Bonnet	BD19891	1
Split Pin, retaining Springs	LU102/6U	8	11. Lever, on Locking Hook Shaft	BD19894	2
Setscrew, securing Balance Links to Bonnet	BD8291/2	8	Nut, Self-Locking, securing Levers	C8737/1	2
Washer, Shakeproof, on Setscrews	C724	8	12. Mounting Bracket Assembly, for Locking Hooks	BD19883	2
Washer, Special, under Shakeproof Washers	BD541/20	8	Setscrew, securing Mounting Brackets to Dash	BD18307/2	6
Shouldered Bolt, securing Balance Links to Front Frame	BD19736	2	Washer, Shakeproof, on Setscrews	C724	6
Washer (Brass) on Bolts (7/8 OD x 3/8 ID)	BD20013/1	2			

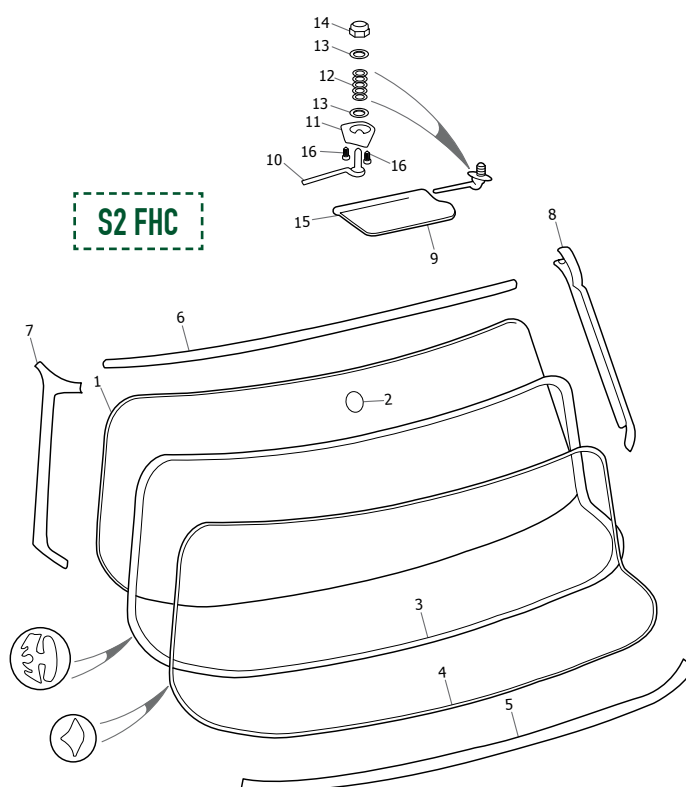


BONNET LOCKS & LINKS: FHC

13. Handle and Rod Assembly, operating RH Locking Hook	BD19977	1	26. Bracket, Rear, mounting Deflector Shields to Front Frame	BD28582	6
Handle and Rod Assembly, operating LH Locking Hook	BD19978	1	Setscrew, securing Deflector Shields to Brackets	UFS125/5R	6
Handle only	BD19903	2	Washer, Special, on Setscrews	BD541/20	6
Escutcheon	BD19904	2	Nut, on Setscrews	UFN125/L	6
Seal (Neoprene) on Operating Rod	BD19895	2	Washer, Shakeproof, under Nuts	C724	6
O-Ring, preventing vibration of Operating Rods	BD28607	2	27. RH Mudshield Assembly	BD20664	1
Screw, Self-Tapping, securing Handle and Rod Escutcheons to Body	DJC008/12C	4	28. Bracket, upper, fixing RH Mudshield	BD20425	1
Speed Nut, on Self-Tapping Screws	BD8633/8	4	Pop Rivet, securing Brackets to Mudshield	BD11712/1	2
14. Clip, securing Operating Rods to Locking Hooks	C13806	2	29. Seal (Rubber), for RH Mudshield (33" long)	BD20434/1	1
15. Bracket, on Dash, receiving Locating Pegs	BD19917	2	30. Fixing Strip, securing Seal to RH Mudshield	SBS7276	1
Setscrew, securing Brackets to Dash	BD8291/2	4	31. Fixing Strip, securing Seal to RH Sill	BD20427	1
Washer, Shakeproof, on Setscrews	C724	4	Pop Rivet, securing Fixing Strips and Seals	BD1814/6	11
16. Gasket, under Locating Brackets	BD25649	2	32. LH Mudshield Assembly	BD28723	1
17. Rest Rubber, for Rear Edge of Bonnet	BD20903/1	1	33. Bracket, Upper, fixing LH Mudshield	BD20424	1
18. Carrier Bracket, for Battery Tray	BD15165	1	Pop Rivet, securing Brackets to Mudshield	BD11712/1	2
Setscrew, securing Carrier Bracket to LH Sill	UFS125/4R	5	34. Seal (Rubber), for LH Mudshield (14 3/4")	BD20434/2	1
Nut, on Setscrews	UFN125/L	5	35. Fixing Strip, securing Seal to LH Mudshield	BD40248	1
Washer, Spring, under Nuts	FG104/X	5	36. Fixing Strip, securing Seal to LH Sill	BD20427	1
Washer, Plain, under Spring Washers	FW104/T	5	Pop Rivet, securing Fixing Strips and Seals	BD1814/6	8
19. RH Undershield, for Front Frame	BD20048	1	37. Bracket, fixing Mudshields to Front Frames	BD20426	2
20. LH Undershield, for Front Frame	BD27427	1	Setscrew, securing Mudshield to Bracket and Sill	UFS125/5R	8
21. Bracket, fixing Undershields to Front Frame	BD20049	4	Washer, Special, on Setscrews	BD541/20	8
Setscrew, securing Brackets and Undershields to Front Frame	UFS125/5R	4	Nut, on Setscrews	UFN125/L	8
Nut, on Setscrews	UFN125/L	4	Washer, Shakeproof, under Nuts	C724	8
Washer, Shakeproof, under Nuts	C724	4	Setscrew, securing LH Mudshield and clip to top of LH Front Frame	UFS125/8R	1
Washer, Plain, under Shakeproof Washers	FW104/T	4	Washer, Plain, on Setscrew	FW104/T	1
Spire Nut, on Undershields, for fixing Undershields to Sills and Mudshields	BD8536/8	9	Nut, Self-Locking, on Setscrew	C8667/1	1
Screw, Self-Tapping, securing Undershields to Sills and Mudshields	DJJ410/8C	9	Washer, Plain, under Nut, Self-Locking	FW104/T	1
Washer, Plain, on Self-Tapping Screws	AW102/T	9	38. Shield Assembly, protecting Air Cleaner Intake Tubes	BD28668	1
22. Pad (Canvas/Rubber), for LH Undershield	BD25541	1	39. Bracket, fixing Shield Assembly to top Front Frame	BD28671	1
23. Cover Plate, sealing Oil Cleaner Access Aperture in RH Undershield	BD25246	1	40. Bracket, fixing Shield Assembly to bottom Front Frame	BD28582	1
Screw, Self-Tapping, securing Cover Plate	DAZ810/10C	1	Setscrew, securing Shield Assembly to Brackets	UFS125/5R	2
Fibre Washer, retaining Self-Tapping Screw	BD25247	1	Washer, Shakeproof, under Nuts	C724	2
Plastic Bush, in Undershield, receiving Self-Tapping Screw	BD25250	1	Washer, Plain, under Shakeproof Washers	FW104/T	2
24. RH Torsion Bar Deflector Shield	BD28660	1	Captive Nut, receiving Setscrews	BD29068	2
25. LH Torsion Bar Deflector Shield	BD28661	1	Setscrew, securing Shield Assembly to top of RH Front Frame	UFS125/8R	1
25a. Pad (Canvas/Rubber) on front of Deflector Shields	BD28936	2	Washer, Plain, on Setscrew	FW104/T	1
25b. Pad (Canvas/Rubber) on rear of Deflector Shields	BD28937	2	Nut, Self-Locking, on Setscrew	C8667/1	1
			Washer, Plain, under Nut, Self-Locking	FW104/T	1
			41. Bonnet Safety Catch	BD20315	1

WINDSCREEN & FITTINGS: FHC

1. Windscreen Glass	BD32351	1
Clear	BD32351	1
Tinted	BD32351/1	1
2. Boss, on Windscreen for Mirror	BD32397	1
3. Seal, Rubber, around Windscreen Glass	BD20499	1
4. Insert, Rubber, for seal	BD19359	1
5. Chrome Finisher, at bottom of Windscreen	BD20562	1
6. Chrome Finisher, at top of Windscreen	BD20563	1
7. Chrome Finisher, at RH side of Windscreen	BD19561	1
8. Chrome Finisher, at LH side of Windscreen	BD19562	1
9. Sun Visor only	BD21368	2
LH Sun Visor, with Mirror	BD28634	1
RH Friction Arm Assembly	BD21130	1
10. LH Friction Arm Assembly	BD21129	1
11. Base, for Friction Arms	BD21012	2
12. Spring, on Arm inside Base	BD9635	2
13. Washer, Special, at each side of Spring	BD541/32	4
14. Nut, Self-Locking, securing Arm in Base	C8737/1	2
15. End Cap, on Visors	BD24593	2
16. Setscrew, (Cone Point), securing Sun Visors and Brackets to Body	BD22728/5	4
Rear View Mirror	C28516	1
Plastic Screw, securing Mirror to Boss	C28475	1

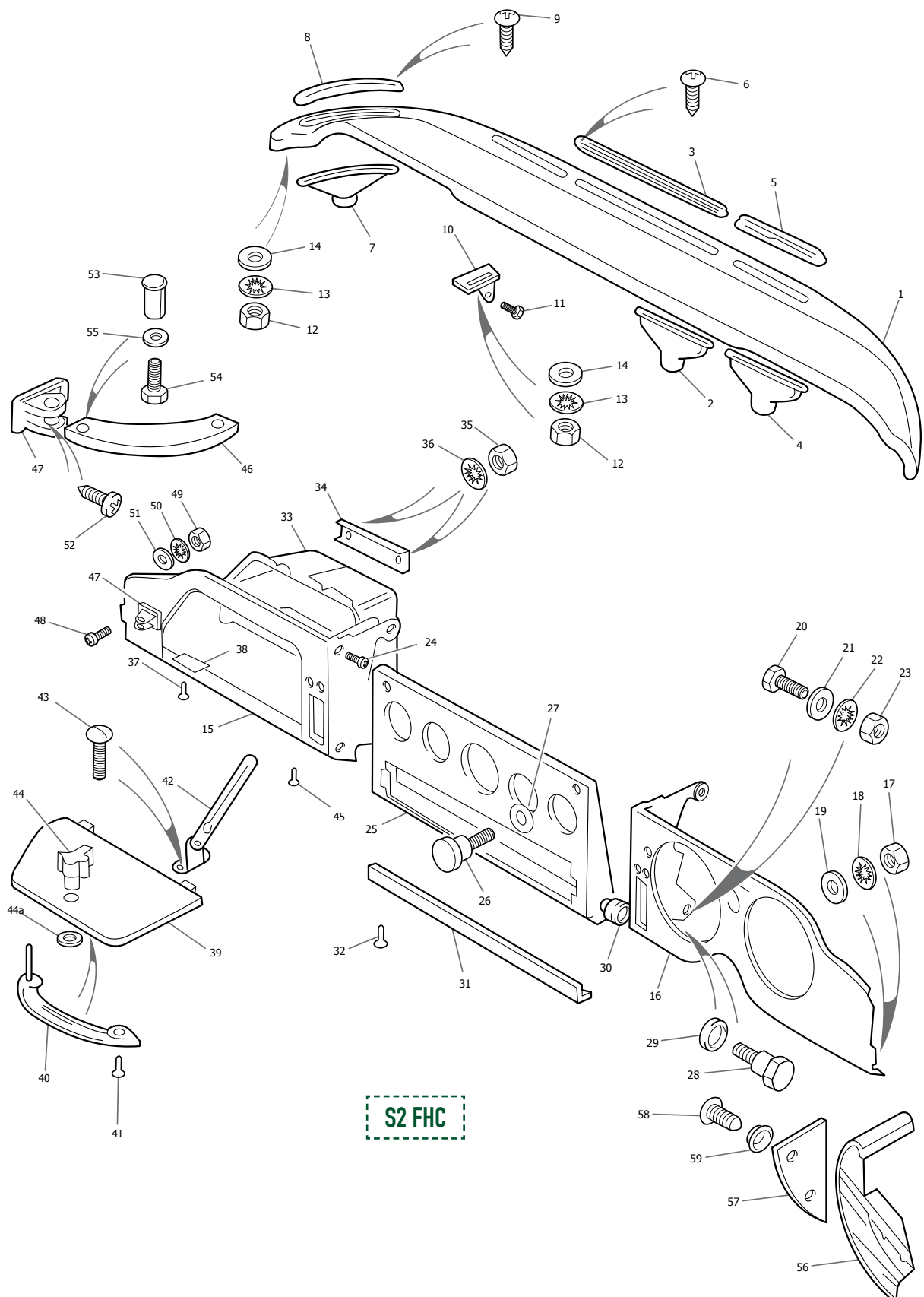


DASH & FACIA PANELS: FHC

(SEE DIAGRAM ON PAGE 411)

1. Screen Rail Facia Assembly, up to Chassis Nos. 1R.20087 - RHD, 1R.25430 - LHD	BD32264	1	11. Setscrew (Wedgelock) securing inner Brackets	BD20861/1	2
Screen Rail Facia Assembly, from Chassis Nos. 1R.20486 - RHD, 1R.27051 - LHD	BD35810	1	12. Nut, securing Screen Rail Facia to Brackets	UFN119/L	4
2. Demister Nozzle, Centre	BD32204	2	13. Washer, Shakeproof, under Nut	C723/A	4
3. Demister Bezel, Centre	BD32205	1	14. Washer, Plain, under Shakeproof Washer	AW102/T	4
4. Demister Nozzle, Straight	BD22762	2	15. LH Facia Panel Assembly		
5. Demister Bezel, Straight	BD20591	2	RHD cars, Chassis Nos. 1R.20001 to 1R.20485	BD32649	1
6. Screw, Self-Tapping, securing Bezels and Nozzles	DAJ606/12C	7	RHD cars, from Chassis Nos. 1R.20486	BD37577	1
7. Demister Nozzle, Curved	BD22763	2	LHD cars, Chassis Nos. 1R.25001 to 1R.27050	BD32517	1
8. Demister Bezel, Curved	BD20592	2	LHD cars, from Chassis Nos. 1R.27051	BD37573	1
9. Screw, Self-Tapping, securing Bezels and Nozzles	DAJ606/10C	4	16. RH Facia Panel Assembly		
10. Bracket, for LH inner fixing of Screen Rail Facia	BD20566	1	RHD cars, Chassis Nos. 1R.20001 to 1R.20485	BD32648	1
Bracket, for RH inner fixing of Screen Rail Facia	BD20565	1	RHD cars, from Chassis Nos. 1R.20486	BD37576	1
			LHD cars, Chassis Nos. 1R.25001 to 1R.27050	BD32516	1
			LHD cars, from Chassis Nos. 1R.27051	BD37572	1
			17. Nut, securing Facia Panels to Brackets	UFN119/L	2
			18. Washer, Shakeproof, under Nuts	C723/A	2

DASH & FACIA PANELS: FHC



DASH & FACIA PANELS: FHC

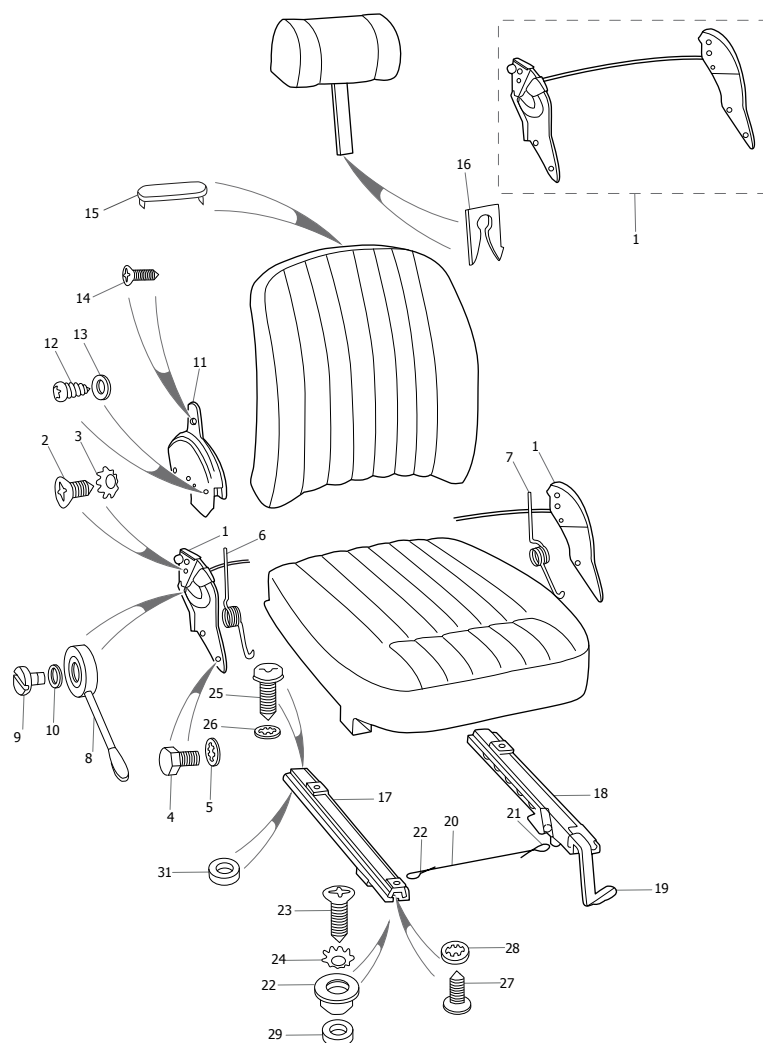
(CONTINUED FROM PAGE 410)

19. Washer, Plain, under Shakeproof Washers	AW102/T	2	42. Link Stop (Quadrant Assembly) between Lid and Facia	BD12735	1
20. Setscrew, securing Facia Panels at lower centre	UFS119/3R	2	43. Setscrew, securing Link Stop	BD24396/2	2
21. Nut, on Setscrews	UFN119/L	2	44. Lock Assembly, on Cubby Box Lid Barrel, for Cubby Box Lock	BD24296	1
22. Washer, Shakeproof, under Nuts	C723/A	2	Ring, Chrome, securing Lock	BD24673	1
23. Washer, Plain, under Shakeproof Washers	AW102/T	2	45. Setscrew, securing Cubby Box Lid to Facia	BD24152	1
24. Setscrew (Wedgelock) securing Facia Panels at upper centre	BD20861/1	2	Buffer, Plastic, in Facia, seating Lid	BD24396/5	4
25. Instrument Panel Assembly (Trimmed Black)	C28506	1	46. Grab Handle Assembly, at LH side of Dash	BD28469	2
26. Fixing Screw, for Instrument Panel	C27398	2	RHD Cars only	BD24933	1
27. Fibre Washer, on Fixing Screw	BD5453	2	LHD Cars only	BD24932	1
28. Pivot Screw, for Instrument Panel	C16258	2	47. Anchor Bracket, fixing Grab Handle	BD24857	2
29. Fibre Washer, under Pivot Screw Head	C782	2	48. Setscrew, securing Anchor Bracket to Facia	UFS519/4H	2
30. Nylon Bush, on Pivot Screw	C16318	2	49. Nut, on Setscrews	UFN119/L	2
31. Finisher (Trimmed Black) between Instrument Panel Assembly and Radio Panel	BD33097	1	50. Washer, Shakeproof, under Nuts	C723/A	2
32. Drive Fastener, securing Finisher	BD22686	4	51. Washer, Special, under Shakeproof Washer	BD541/34	1
33. LH Cubby Box			52. Screw, Self Tapping, securing Anchor Bracket to Dash Side	DAC508/12C	2
RHD Cars only	BD27499	1	53. Hollow Bolt, retaining Grab Handle in Anchor Brackets	BD24858	2
LHD Cars only	BD27498	1	54. Bolt, Special, securing Hollow Bolts	BD20639	2
34. Fixing Strip, holding Cubby Box to Facia	BD20605	1	55. Washer, Shakeproof, on Special Bolts	C739	2
35. Nut, securing Fixing Strip	UFN119/L	2	56. Chrome Finisher, between RH Facia Panel and Windscreen Pillar	BD35699	1
36. Washer, Shakeproof, under Nuts	C723/A	2	Chrome Finisher, between LH Facia Panel and Windscreen Pillar	BD35700	1
37. Rivet (bifurcated), securing Cubby Box	BD524/10	3	Screw, Self Tapping, securing Finishers	DAZ404/10C	2
38. Packing, between Cubby Box and Facia	BD29292	3	57. Trim Panel, Forward of RH Chrome Finisher	BD26445	1
39. Lid, for LH Cubby Box			Trim Panel, Forward of LH Chrome Finisher	BD26444	1
RHD Cars only	BD28260	1	58. Screw, Self-Tapping, securing Trim Panels	DAC604/10C	2
LHD Cars only	BD28266	1	59. Cup Washer, on Self-Tapping Screws	BD532/1	2
40. Handle, on Cubby Box Lid	BD12326	1			
41. Woodscrew, Chrome, securing Handle	MC303/5R	1			

CUBBY BOX, LH

RHD CARS BD27499
LHD CARS BD27498





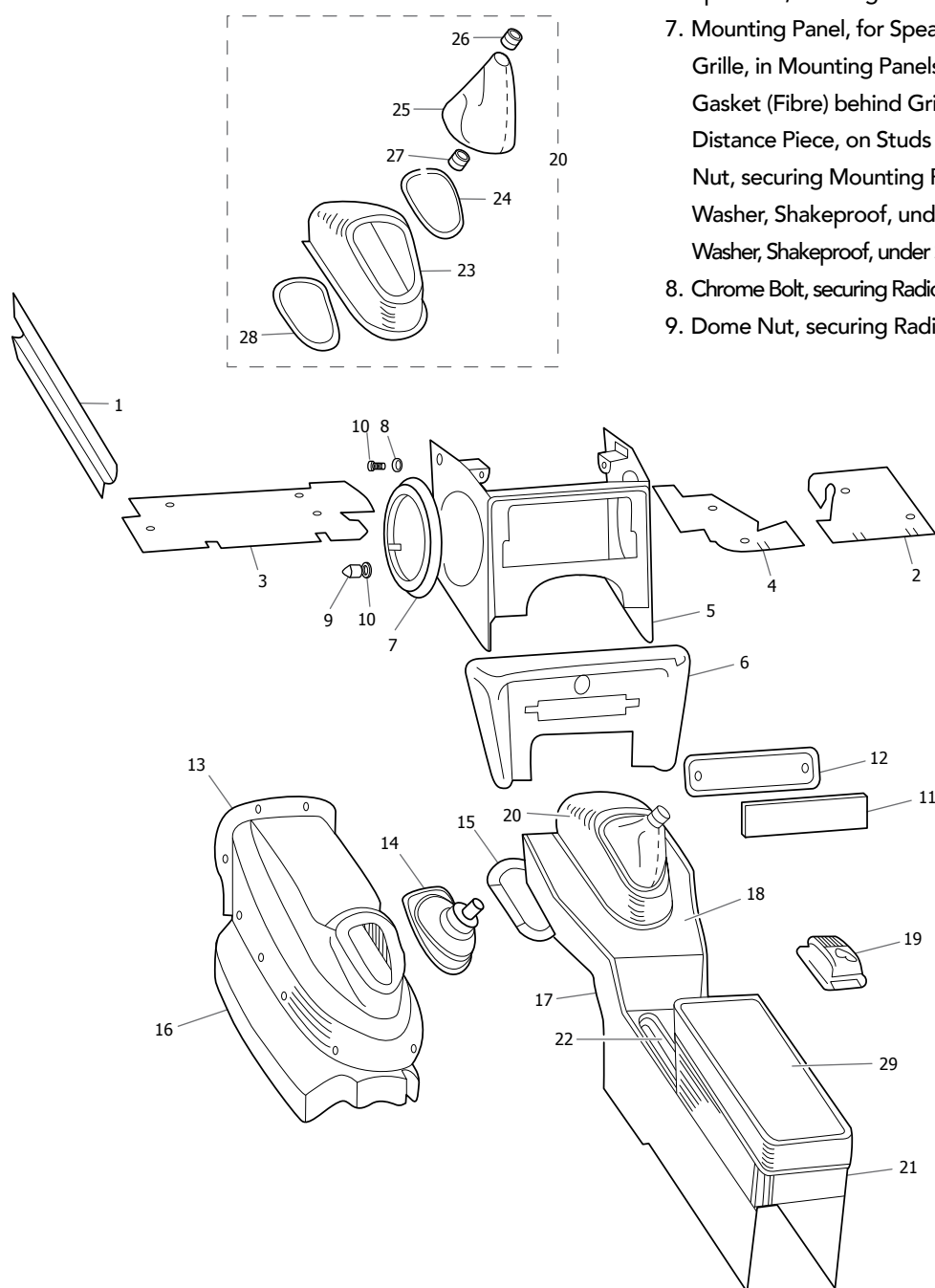
S2 FHC

1. Reclining Mechanism	BD33250	2	16. Retention Spring, retaining Headrest in Squab	BD36715	2
2. Setscrew, securing Reclining Mechanism to Squab	BD33497/4	8	17. Outer Slide (locking), for RH Seat	BD32707	1
3. Washer, Shakeproof, on Setscrews	BD2906/11	8	18. Inner Slide (locking), for RH Seat	BD27432	1
4. Setscrew, securing Reclining Mechanism to Seat Pan	UFS125/4R	8	Outer Slide (locking), for LH Seat	BD32706	1
5. Washer, Shakeproof, on Setscrews	C724/A	8	Inner Slide (locking), for LH Seat	BD27431	1
6. Torque Spring, RH, on Reclining Mechanism	BD33278	1	19. Plastic Sleeve, on end of Slide Operating Levers	12528	2
7. Torque Spring, LH, on Reclining Mechanism	BD33279	1	20. Tie Wire, connecting Outer Slide Locks to Inner Slide Locks	BD32693	2
8. Lever, operating RH Reclining Mechanism	BD35545	1	21. Keeper, securing Tie Wire to Locks	BD32694	4
Lever, operating LH Reclining Mechanism	BD35546	1	22. Fixing Boss, locating Seat Slides at front	BD27434	4
9. Setscrew, securing Lever to Seat	BD33255	2	23. Setscrew, securing Fixing Bosses to Floor	BD21509/6	4
10. Washer, Shakeproof, on Setscrew	C723/A	2	24. Washer, Shakeproof, on Setscrews	BD2906/10	4
11. Pivot Cover, RH	BD36814	1	25. Setscrew, securing Slides to Floor at rear	BD27546/8	4
Pivot Cover, LH	BD36815	1	26. Washer, Shakeproof, on Setscrew	C724	4
12. Screw, Self-Tapping, securing Pivot Covers	DAB804/4C	8	27. Setscrew, securing Slides to Seats	BD27546/4	8
13. Washer, Shakeproof, on Screw	AW106/T	8	28. Washer, Shakeproof, on Setscrew	C724	8
14. Screw, Self-Tapping, securing Pivot Covers	DAB004/8C	4	29. Packing Piece, under Fixing Bosses at front and rear of seat slides	BD17648	8
15. Plug, in Head Rest Aperture in Squab	BD36610	2			

CENTRE CONSOLE & GEARBOX TUNNEL: FHC

1. Cover Assembly, for Wiring Harness at LH side of Scuttle
BD20728 1
Screw, Self-Tapping, securing Cover DZZ406/6C 2
2. RH Scuttle Top Casing Assembly
RHD Cars only BD29462 1
LHD Cars only BD33104 1
3. LH Scuttle Top Casing Assembly
RHD Cars only BD29460 1
LHD Cars only BD33106 1

4. Centre Scuttle Top Casing Assembly
RHD Cars only BD29468 1
LHD Cars only BD33105 1
Screw, Self-Tapping, securing Top Casings DAC604/14C 2
Cup Washer, on Self-Tapping Screws BD532/1 2
Screw, Self-Tapping, securing Top Casings DJN608/8C 3
Cup Washer, on Self-Tapping Screws BD532/3 3
Spire Nut, on Self-Tapping Screws BD8536/6 3
5. Radio Panel Assembly, above Gearbox Tunnel BD34719 1
6. Face Panel Assembly, for Radio Panel BD32506 1
Spire Nut, securing Face Panel BD12709 4
7. Mounting Panel, for Speakers BD32445 2
Grille, in Mounting Panels BD25350 2
Gasket (Fibre) behind Grilles BD26854 2
Distance Piece, on Studs BD37871 8
Nut, securing Mounting Panel and Grille UCN116/L 8
Washer, Shakeproof, under Nuts C722 8
Washer, Shakeproof, under Shakeproof Washer AW102/T 8
8. Chrome Bolt, securing Radio Panel Assembly BD19302 2
9. Dome Nut, securing Radio Panel Assembly C2327 2



CENTRE CONSOLE & GEARBOX TUNNEL: FHC

10. Chrome Washer, under Bolts and Nuts	BD848/2	4	28. Retainer Ring, securing Gear Lever Boot	BD37321	1
Bracket Assembly, RH on Dash for fixing			29. Armrest Assembly	BD24991	1
Radio Panel Assembly	BD24444	1	Hinge, for Armrest	BD20131	1
Bracket Assembly, LH on Dash for fixing			Setscrew, Chrome, securing Hinge	BD18092/2	6
Radio Panel Assembly	BD24443	1	Stop Plate, at Armrest Hinge fixing	BD26002	1
Setscrew, securing Bracket					
Assemblies to Dash	UFS419/4H	4			
Washer, Shakeproof, under Setscrew	C723/A	4			
11. Trim Panel (Black Trim), in Radio Aperture	BD30786	1			
12. Finisher Panel (Chrome), under Trim Panel	BD17354	1			
Nut, securing Trim and Finisher Panels	UFN119/L	2			
Washer, Shakeproof, under Nut	C723/A	2			
Washer, Special, under Shakeproof Washer	C1583	2			
13. Gearbox Cover	BD27643	1			
Screw, Self-Tapping, securing Gearbox Cover	DJZ410/10C	12			
Washer, Special (Oval) under					
Self-Tapping Screws	BD542/3	12			
Spire Nut, receiving Self-Tapping Screws	BD8536/2	8			
Seal, (Plastozote), sealing Gearbox Cover	BD26122	A/R			
14. Grommet, on Gearbox Cover for					
Change Speed Lever	BD27500	1			
15. Retainer, fixing Grommet on Gearbox Cover	BD27649	1			
Screw, Self-Tapping, securing Retainer	DAZ406/8C	6			
16. Sound Insulating Pad, under Gearbox Cover	BD27833	1			
Cover Plate, for Starter Motor Access	BD25731	1			
Gasket, under Cover Plate	BD25732	1			
Screw, Self-Tapping, securing Cover Plate	DZZ410/8C	4			
Sealing Plug (Rubber) in Gearbox Side Panels	BD10821	2			
Sealing Plug (Rubber) in RH					
Gearbox Side Panel	BD28255	1			
17. Tunnel Finisher Assembly, complete	BD32765	1			
18. Trim Panel, on top of Tunnel Finisher	BD32766	1			
19. Ash Tray Assembly	BD32492	1			
20. Gauntlet Panel Assembly, complete	BD33799	1			
Screw, Self-Tapping, securing Gauntlet					
Panel Assembly to Trim Panel	DZZ406/4C	7			
21. Armrest and Stowage Compartment	BD24989	1			
Screw, Self-Tapping, securing Stowage					
Compartment to Finisher Panel	DZZ406/8C	4			
Trim Panel Assembly, in bottom of					
Stowage Compartment	BD25038	1			
22. Seal (Rubber) in Handbrake Lever Aperture	BD20469	1			
23. Gauntlet Panel, trimmed	BD29748	1			
24. Decorative Ring, Chrome, at top of					
Gauntlet Panel	BD29419	1			
25. Gear Lever Boot, at top of Gauntlet Panel	BD29749	1			
26. Chrome Ferule, at top of Gear Lever Boot	BD19728	1			
27. Ferule Base (Nylon)	BD19729	1			

MOUNTING PANEL FOR SPEAKERS
BD32445



COVER ASSEMBLY FOR WIRING HARNESS
BD20728

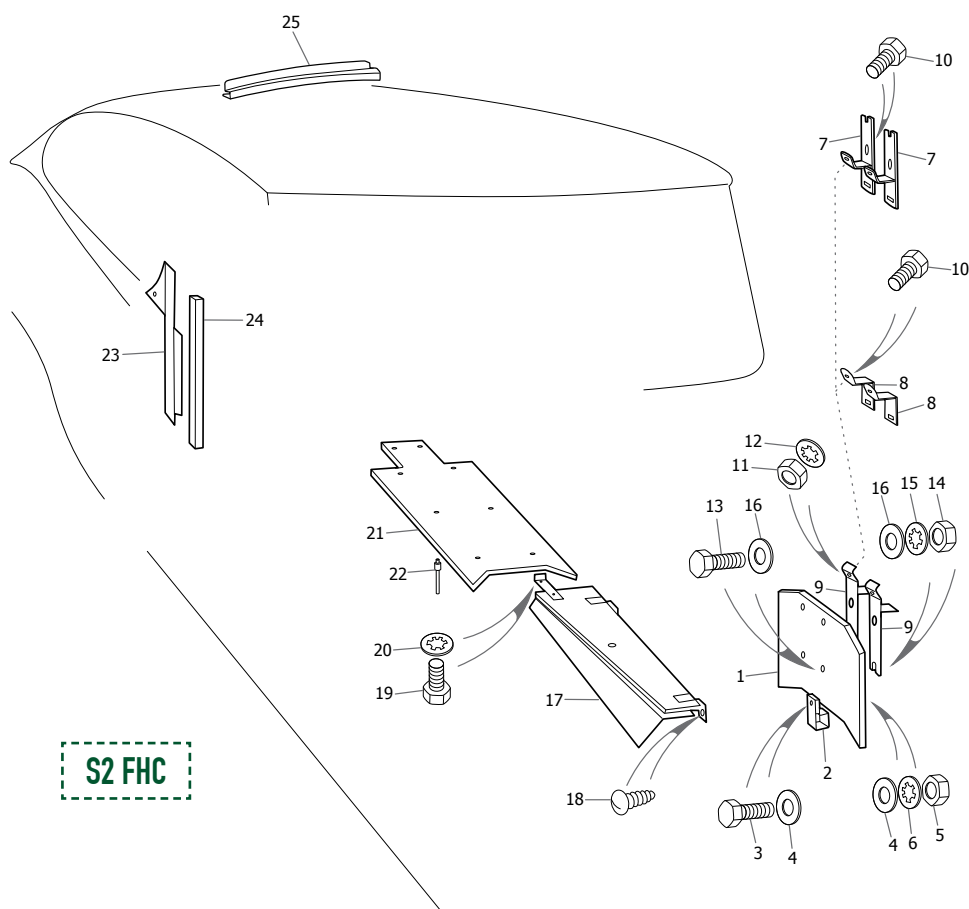


ASHTRAY ASSEMBLY
BD32492



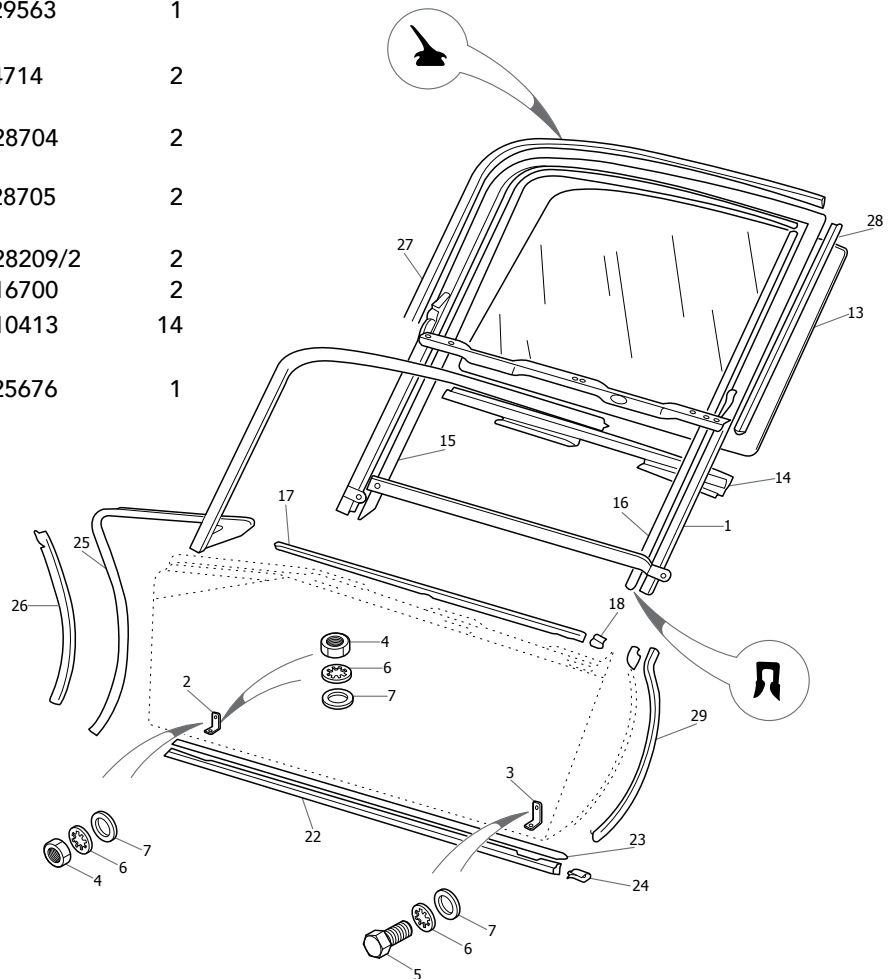
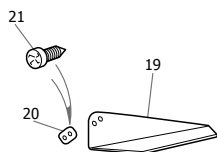
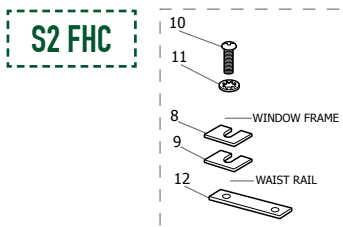
HEATSHIELDS & TRIM: FHC

1. Lower Heat Shield, for Exhaust Down Pipes	C28201	1	15. Washer, Shakeproof, under Nut	C725	4
2. Bracket, Lower, mounting Lower Heat Shield to LH Frame Side Member	BD28582	1	16. Washer, Plain, under Setscrew and Shakeproof Washer	FW105/T	8
3. Setscrew, securing Lower Heat Shield to Lower Bracket	UFS125/6R	1	17. Front Heat Shield Assembly, for Exhaust System	C25101	1
4. Washer, Plain, on Setscrew	FW104/T	2	18. Screw, Self-Tapping, securing Heat Shield to Floor Rail	DAZ408/8C	2
5. Nut, on Setscrew	UFN125/L	1	19. Setscrew, securing Heat Shield to Rear Engine Mount	UFS125/3R	1
6. Washer, Shakeproof, under Nut	C724	1	20. Washer, Shakeproof, on Setscrew	C724	1
7. Bracket, fixing Reservoir Bracket to LH Side Member LHD Cars only	C17812	2	21. Rear Heat Shield Assembly, for Exhaust System	BD20439	1
8. Clamp (Bracket), clamping Lower Heat Shield Upper Bracket to LH Side Member RHD Manual Steering Cars only	C26530	2	22. Pop Rivet, securing Heat Shield to Body	BD1814/5	8
9. Clamping Piece, and Upper Bracket for mounting Lower Heat Shield	C26490	2	23. Trim Panel Assembly, on RH Shut Pillar	BD24464	1
10. Setscrew, securing Bracket and Clamping Piece	UFS125/9R	2	Trim Panel Assembly, on LH Shut Pillar	BD24465	1
11. Nut, on Setscrew	UFN125/L	2	Screw, Self-Tapping, securing Trim Panels	DAC604/10C	2
12. Washer, Shakeproof, under Nut	C724	2	Cup Washer, on Self-Tapping Screws	BD532/1	2
13. Setscrew, securing Heat Shield to Upper Bracket	UFS131/8R	4	24. Draught Piping, on Trim Panels	BD21068/5	2
14. Nut, on Setscrew	UFN131/L	4	25. RH Trim Panel Assembly, above Back Door Aperture	BD20266	1
			LH Trim Panel Assembly, above Back Door Aperture	BD20267	1
			Screw, Self-Tapping, securing Trim Panels	DAC404/4C	14

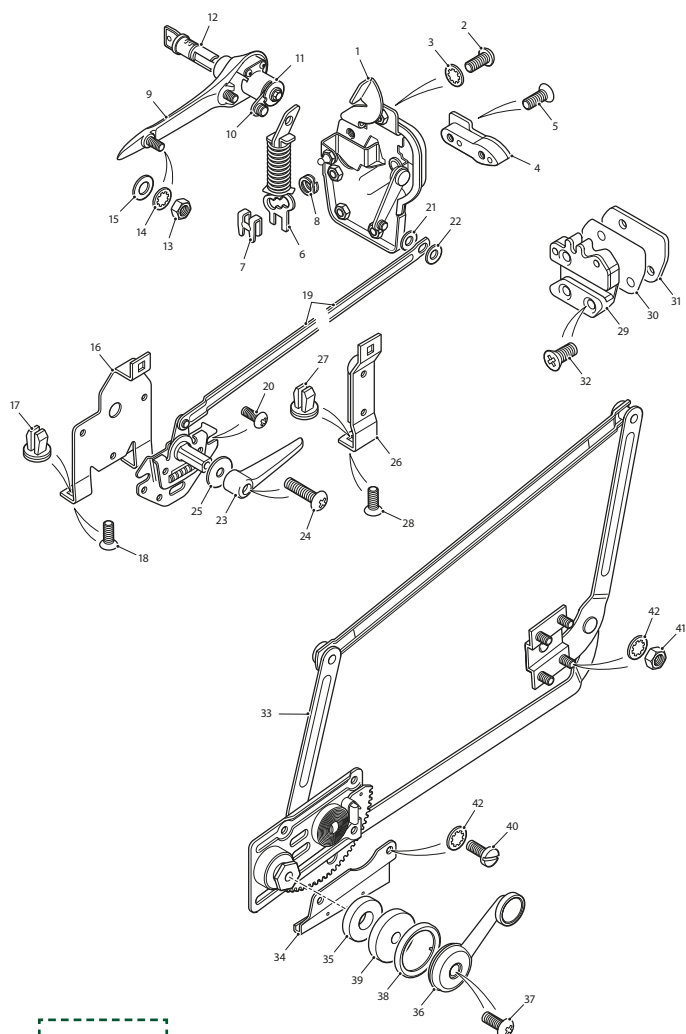


DOOR & WINDOW FRAMES: FHC

1. Frame Assembly, for Window in RH Door	BD20773	1	Trim Panel Assembly, Front Upper, on LH Door	BD25677	1
Frame Assembly, for Window in LH Door	BD20774	1	20. Striker Plate, operating Map Lamp Switch	BD19070	2
2. Bracket, securing Window Frames at front	BD16465	2	21. Screw, Self-Tapping, securing Striker Plates	DAC608/8C	4
3. Bracket, securing Window Frames at rear	BD20668	2	22. Rubber Seal, for Door Sills	BD24789	2
4. Nut, securing Brackets to Doors and Window Frame to Brackets at front	UFN125/L	6	23. Chrome Finisher, at Edge of Door Sills	BD19129	2
5. Setscrew, securing Window Frames to Brackets at rear	UFS125/4R	2	24. Clip, securing Chrome Finishers	BD16794	12
6. Washer, Shakeproof, under Nuts and Setscrews	C724	8	Seal and Retainer, for RH 'A' Post	BD25720	1
7. Washer, Plain, under Shakeproof Washers	FW104/T	8	25. Rubber Seal, for RH 'A' Post	BD25716	1
8. Packing Piece, between Window Frame and Waist Rail (.048")	BD20091/1	A/R	26. Seal Retainer, for RH 'A' Post	BD23654	1
9. Packing Piece, between Window Frame and Waist Rail (.128")	BD20091/2	A/R	Seal and Retainer, for LH 'A' Post	BD25721	1
10. Setscrew, securing Window Frames at Waist Rails	BD14399/6	12	Rubber Seal, for LH 'A' Post	BD25717	1
11. Washer, Shakeproof, on Setscrews	C738	12	Seal Retainer, for LH 'A' Post	BD23653	1
11a. Washer, Plain, under Shakeproof Washers	AW102/T	12	Pop Rivet, securing Seal Retainers	BD11712/1	6
12. Tapped Plate, receiving Setscrews	BD28448	6	27. Seal (Neoprene) in Top Channel of Window Frames	BD19397/1	2
13. Glass (Clear), for Door Windows	BD28759	2	28. Seal (Rubber) on Standing Pillar of Window Frames	BD17071/2	1
Clear	BD28759/1	2	29. Rubber Seal, for RH Door Shut Pillar	BD25898	1
Tinted			Rubber Seal, for LH Door Shut Pillar	BD25899	1
14. Regulator Channel, for RH Door Glass	BD29562	1			
Regulator Channel, for LH Door Glass	BD29563	1			
Everseal Strip, between Glass and Regulator Channel	BD4714	2			
15. Seal, Rubber, inside Forward and Top Channels of RH Window Frames	BD28704	2			
Seal, Rubber, inside Forward and Top Channels of LH Window Frames	BD28705	2			
16. Seal, Rubber, inside Rear Channel of Window Frames	BD28209/2	2			
17. Outer Seal, Rubber, for Door Glass wipe	BD16700	2			
18. Clip, securing Outer Seals	BD10413	14			
19. Trim Panel Assembly, Front Upper, on RH Door	BD25676	1			



DOOR LOCKS & WINDOW REGULATOR: FHC



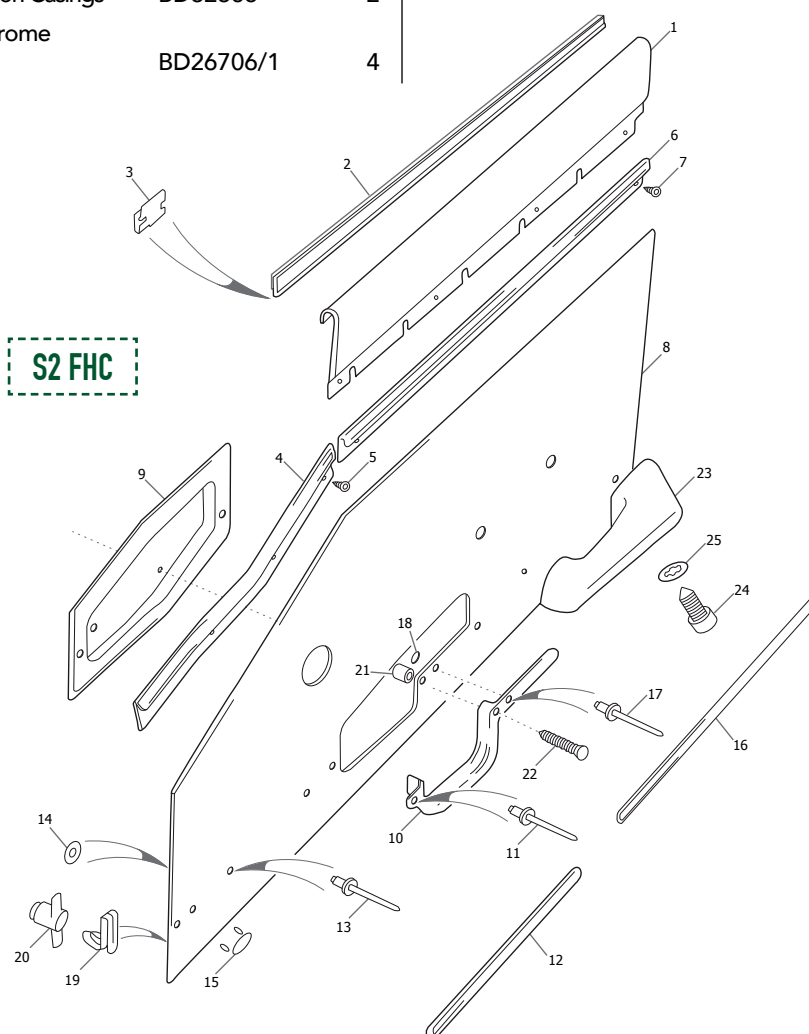
S2 FHC

1. Lock Assembly, on RH Door	BD32366	1
Lock Assembly, on LH Door	BD32367	1
2. Setscrew, securing Locks to Doors	UCS819/3H	2
3. Washer, Shakeproof, under Screws	C723/A	2
4. Striker Guide, on RH Door	BD32372	1
Striker Guide, on LH Door	BD32373	1
5. Setscrew, Allen, securing Striker Guides	BD32361/5	4
6. Link, between Lock and Outside Handle	BD19445	2
7. Spring Clip, securing Links to Lock Lever	BD23473	2
8. Washer, Spring, for Link Fixing at Locks	BD1708/9	2
9. Outside Handle, locking, on RH Door	BD19245	1
10. Operating Lever Assembly, for RH Door	7903	1
11. Housing, for Tension Spring in RH Door	9601	1
12. Locking Barrel, in RH Door Handle	BD12000	1
Outside Handle, locking, on LH Door	BD19246	1
Operating Lever Assembly, for LH Door	7904	1

Housing, for Tension Spring in LH Door	9602	1
Locking Barrel, in LH Door Handle	BD11999	1
13. Nut, securing Outside Handles	UFN119/L	4
14. Washer, Shakeproof, under Nut	C723/A	4
15. Washer, Plain, under Shakeproof Washer	AW102/T	4
16. Support Bracket, in Door, for RH Remote Control and Links Assembly	BD33740	1
Support Bracket, in door, for LH Remote Control and Links Assembly	BD33741	1
17. Nut (Plastic), in Support Bracket	C31973/11	6
18. Screw, Self-Tapping, securing Bracket	DAZ808/8C	6
19. Remote Control and Links Assembly, operating Door	BD32368	2
20. Screw, securing Remote Control and Links Assembly	BD32206/1	6
21. Wavy Washer, at connection of Links to Locks	BD19575	2
22. Washer, Special, behind Spring Clips	BD19574	2
23. Inside Door Handle	BD32365	2
24. Screw (Wedglok), securing Inside Door Handle	C22234/1	2
25. Thrust Pad (Rubber), under Inside Door Handle	C26005	2
26. Bracket and Foam Pad Assembly, in Door, dampening vibrations in Remote Control and Link Assembly	BD32394	2
27. Nut (Plastic), in Support Bracket	C31973/11	4
28. Screw, Self-Tapping, securing Bracket	DAZ808/8C	2
29. Striker, for RH Door Lock	BD32370	1
Striker, for LH Door Lock	BD32371	1
30. Shim, Shakeproof, under Strikers	BD19297	2
31. Shim, packing Strikers (.036" thick)	BD19298	A/R
32. Setscrew, securing Strikers	BD21509/7	6
33. Window Regulator Assembly, in RH Door	BD32362	1
Window Regulator Assembly, in LH Door	BD32363	1
34. LH Guard, for gear on Window Regulator Assemblies	BD35925	1
RH Guard, for gear on Window Regulator Assemblies	BD35924	1
Pop Rivet, securing Guards to Window Regulators	BD1814/12	4
35. Thrust Pad (Rubber), around Regulator Spindle	BD29101	1
36. Handle, operating Window Regulators	BD32364	2
37. Screw (Wedglok), securing Regulator Handles	BD34996/2	2
38. Escutcheon, Chrome, for Regulator Handles	BD32354	2
39. Thrust Pad (Rubber), behind Handle	BD24952/4	2
40. Setscrew, securing Regulators to Doors	UFS425/3H	8
41. Nut, securing Regulators to Doors	UFN125/L	8
42. Washer, Shakeproof, on Setscrews and Nuts	C724	16

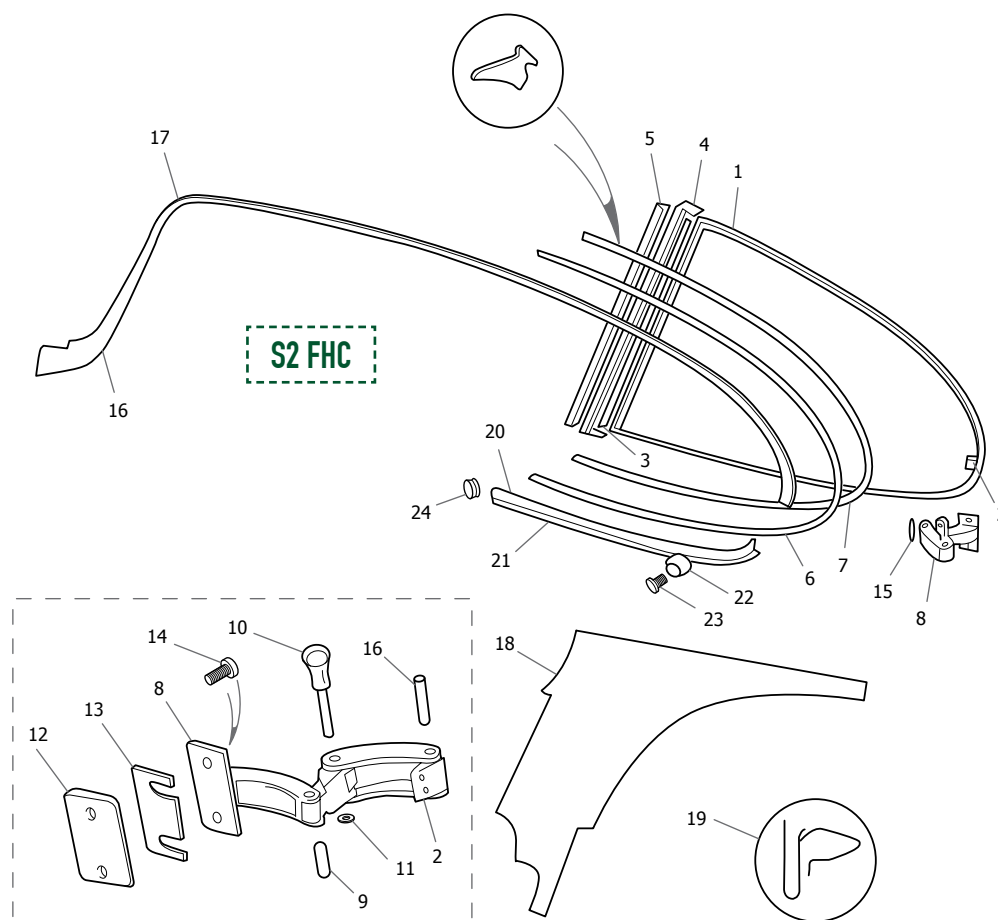
DOOR TRIM & ARMRESTS: FHC

1. Trim Panel Assembly, Rear Upper, on RH Door	BD19611	1	14. Washer, Plain, on Rivet Clips	AW105/T	4
Trim Panel Assembly, Rear Upper, on LH Door	BD19612	1	15. Clip, securing Front Chrome Finishers to Casings	BD11546	2
2. Weather Strip, Inner, for Door Glass wipe	BD20010/3	2	16. Chrome Finisher, Lower Rear, on Casings	BD33746	2
3. Clip, securing Weather Strips	BD22312	10	17. Rivet Clip, securing Chrome Finishers to Casings	BD26706/1	6
4. Chrome Finisher, Front Upper, on RH Door	BD26544	1	18. Washer, Plain, on Rivet Clips	AW105/T	6
Chrome Finisher, Front Upper, on LH Door	BD26545	1	19. Clip, securing Casings to Doors	BD21133	22
5. Screw, Self-Tapping, securing Chrome Finishers to Doors	DAJ504/8C	6	20. Snapsac, receiving Clips	BD25375	22
6. Chrome Finisher, Rear Upper, on RH Door	BD26930	1	21. Distance Piece, between Escutcheon and Casing Insert	BD32394	2
Chrome Finisher, Rear Upper, on LH Door	BD26931	1	22. Screw, Self-Tapping, securing Casing through Spacer	DZZ906/20	2
7. Screw, Self-Tapping, securing Chrome Finishers and Trim Panel Assembly to Doors	DAJ504/8C	8	23. Armrest Assembly, on RH Door	BD36016	1
8. Casing Assembly, on RH Door	BD33712	1	Armrest Assembly, on LH Door	BD36017	1
9. Insert, RH, enclosing recess for Door Handle	BD33744/45P	1	24. Setscrew, securing Armrests to Doors	BD23470/7	4
Casing Assembly, on LH Door	BD33713	1	25. Washer, Shakeproof, on Setscrew	C723/A	4
Insert, LH, enclosing recess for Door Handle	BD33744/45P	1	Door Liner Panel (Plastic) on RH Inner Door Panel, behind Casing	BD33788	1
10. Escutcheon, for recess in RH Casing	BD33744	1	Door Liner Panel (Plastic) on LH Inner Door Panel, behind Casing	BD33789	1
Escutcheon, for recess in LH Casing	BD33745	1			
11. Pop Rivet, securing Escutcheons to Casings	BD1814/6	2			
12. Chrome Finisher, Lower Front, on Casings	BD32386	2			
13. Rivet Clip, securing Front Chrome Finishers to Casings	BD26706/1	4			



REAR QUARTER LIGHTS & TRIM: FHC

1. Glass Assembly, for RH Quarter Light			7. Seal, Rubber, for Quarter Lights	BD20050/4	2
Clear	BD20757G	1	8. Catch Assembly, operating RH Quarter Light	BD24406	1
Tinted	BD29274G	1	Catch Assembly, operating LH Quarter Light	BD24407	1
Glass Assembly, for LH Quarter Light			9. Hinge Pin, pivoting Catch Arm to Attachment Block	BD20467/7	2
Clear	BD20758G	1	10. Knob Pin, pivoting Rear Catch Arm	BD20467/3	2
Tinted	BD29275G	1	11. Washer, on Knob Pin	BD20467/4	2
2. Attachment Block, for Quarter Light Catch Arm	BD21230	2	12. Packing Piece, under Catches	BD27268	2
Setscrew, securing Attachment Block to Quarter Light Frame	BD26619/2	4	13. Shim, under Packing Piece	BD25722	
3. Hinge Plate, for Quarter Lights	BD22515	2	14. Screw, Self-Tapping, securing Catches to Body	DAC608/10C	4
Setscrew, securing Hinge Plates	BD4899/1	10	15. Hinge Pin (Setscrew) pivoting Catch Arms at Attachment Block	BD21232	2
4. Hinge Pillar Assembly, for RH Quarter Light	BD20766	1	16. Crash Roll Assembly, on RH Cantrail	BD24457	1
Hinge Pillar Assembly, for LH Quarter Light	BD20767	1	Crash Roll Assembly, on LH Cantrail	BD24458	1
Setscrew, securing Hinge Pillars	BD22728/4	8	17. Chrome Bead, on Crash Roll	BD24414	2
Shim, at top of Hinge Pillars	BD22726	A/R	Retainer Clip, fixing Chrome Bead	BD21358	2
Shim, at bottom of Hinge Pillars	BD22727	A/R	Pop Rivet, securing Retainer Clip	BD1814/1	2
5. Seal, Rubber, on Quarter Light Hinge Pillars	BD17071/2	2	Screw, Self-Tapping, securing Crash Rolls	DA404/6C	6
6. Seal Retainer, for RH Quarter Light	BD26730	1	Screw, Self-Tapping, securing Crash Rolls	DA404/8C	16
Seal Retainer, for LH Quarter Light	BD26731	1	Screw, Self-Tapping, securing Crash Rolls	DAZ404/10C	2
Pop Rivet, securing Seal Retainers	BD1814/2	20	18. Casing Assembly, below RH Quarter Light	BD31889	1
			Casing Assembly, below LH Quarter Light	BD31890	1



REAR QUARTER LIGHTS & TRIM: FHC

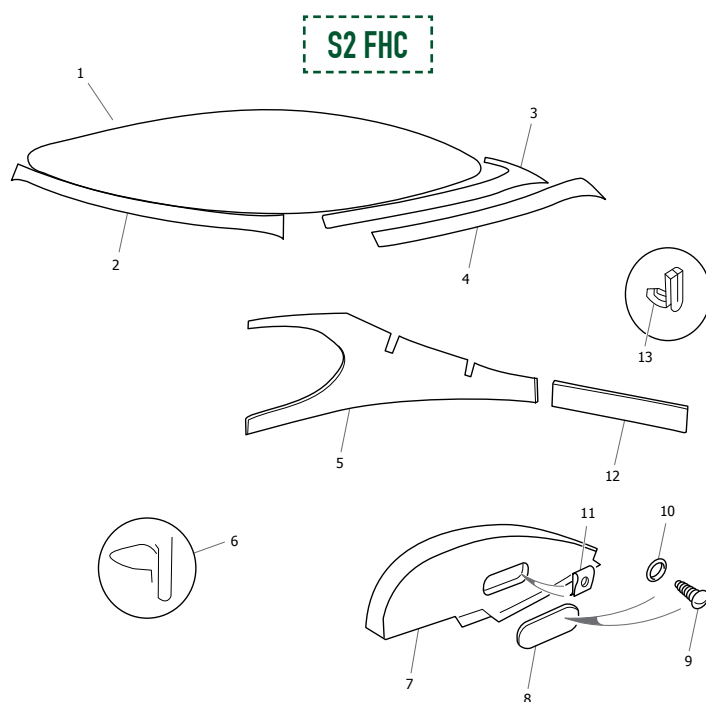
(CONTINUED FROM PAGE 420)

19. Clip, securing Casing Assembly	BD18068	12
Screw, Self-Tapping, securing Casings	DAC604/10C	6
Cup Washer, on Self-Tapping Screws	BD532/1	6
20. Crash Roll Assembly, at top of RH Quarter Casing	BD31695	1
Crash Roll Assembly, at top of LH Quarter Casing	BD31696	1
21. Chrome Bead, on RH Crash Roll	BD28794	1
Chrome Bead, on LH Crash Roll	BD28795	1
Clip, securing Chrome Bead	BD21358	4

22. Chrome Finisher, at forward end of RH Quarter Casing Crash Roll	BD24834	1
Chrome Finisher, at forward end of LH Quarter Casing Crash Roll	BD28435	1
Pop Rivet, securing Bead and Finisher to RH Crash Roll	BD1814/1	6
Screw, Self-Tapping, securing Crash Rolls to Body	DAZ404/10C	10
Screw, Self-Tapping, securing Crash Rolls to Body	DAC606/16C	2
23. Escutcheon, at Safety Harness points	BD29631	2
24. Special Screw, securing Escutcheons	BD24484	2

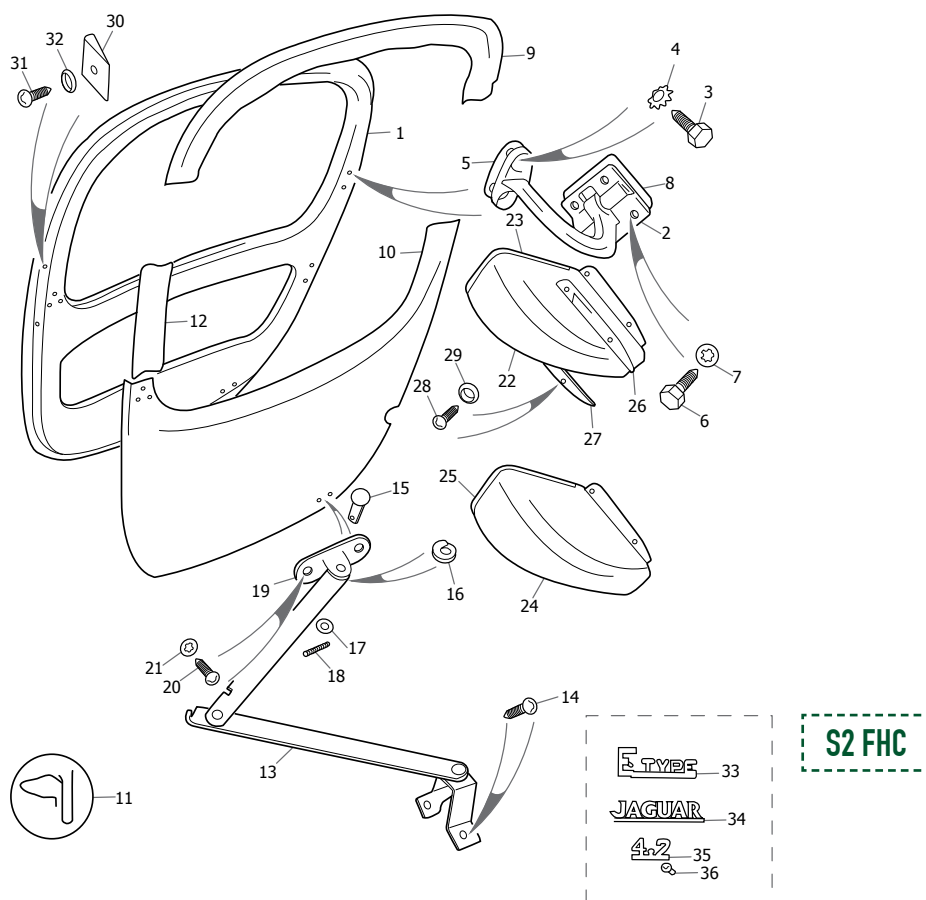
HEADLINING & REAR TRIM: FHC

1. Headlining	BD23514	1
2. Trim Panel Assembly, for Windscreen Header Rail	BD24086	1
Pop Rivet, securing Trim Panel	BD1814/1	5
Pop Rivet, securing Trim Panel	BD1814/7	6
3. Facing Assembly (Headlining), on RH Panel Cantrail and Rear Trim Panel	BD23515	1
Facing Assembly (Headlining), on LH Panel Cantrail and Rear Trim Panel	BD23516	1
4. Pad (Polyurethane), behind Facings	BD23517	2
5. Casing Assembly, at RH side of Back Door Aperture	BD31885	1
6. Clip, securing RH Casing Assembly	BD18068	9
Casing Assembly, at LH side of Back Door Aperture	BD31886	1
Clip, securing LH Casing Assembly	BD18068	7
7. Face Piece (PVC) on RH rear Wheel Arch	BD20169	1
Face Piece (PVC) on LH rear Wheel Arch	BD28170	1
8. Facing Assembly (PVC), sealing aperture in RH Rear Wheel Arch	BD28169	1
Facing Assembly (PVC), sealing aperture in LH Rear Wheel Arch	BD28170	1
9. Screw, Self-Tapping, securing Facings	DAC606/14C	4
10. Cup Washer, on Self-Tapping Screws	BD543/3	4
11. Spire Nut, receiving Self-Tapping Screws	BD8536/4	4
12. Trim Panel Assembly, below Back Door Aperture	BD29245	1
13. Clip, securing Trim Panel	BD11309	4

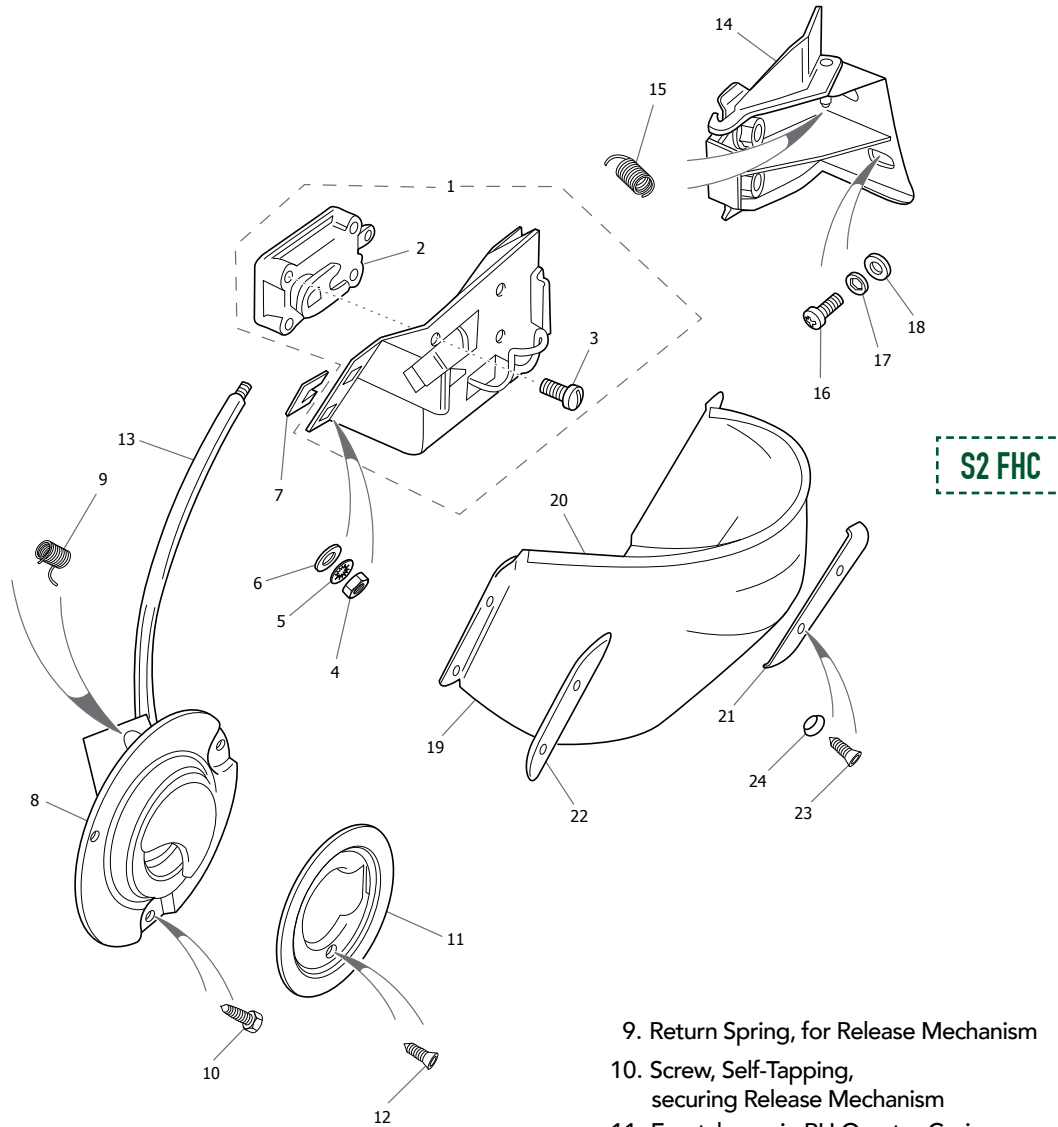


REAR DOOR HINGE & STAY : FHC

1. Back Door Shell Assembly	BD19544	1	19. Pivot Bracket Assembly, on Back Door for Prop	BD28246	1
2. Hinge Assembly, for Back Door	BD20261	2	20. Setscrew, securing Pivot Bracket	BD13713/2	2
3. Setscrew, securing Hinges to Back Door	BD17034/3	4	21. Washer, Shakeproof, on Setscrews	BD21516/2	2
4. Washer, Shakeproof, on Setscrews	BD2906/6	4	22. Trim Panel Assembly (PVC), around Back Door Upper Hinge	BD28174	1
5. Shim, between Hinges and Back Door (.036" thick)	BD23163	A/R	23. Finishing Bead, at edge of Trim Panel	BD28311/2	1
6. Setscrew, securing Upper Hinge to Body	UFS125/4R	4	24. Trim Panel Assembly (PVC), around Back Door Lower Hinge	BD28312	1
7. Setscrew, securing Lower Hinge to Body	UFS125/5R	4	25. Finishing Bead, at edge of Trim Panel	BD28311/1	1
8. Shim, between Hinges and Body (.036" thick)	BD23164	A/R	26. Chrome Finisher, at front fixings of Trim Panels	BD28286	2
9. Casing Assembly, Upper, on Back Door	BD22725	1	27. Chrome Finisher, at rear fixings of Trim Panels	BD28287	2
10. Casing Assembly, lower, on Back Door	BD20782	1	28. Screw, Self-Tapping, securing Trim Panels	DAC606/14C	8
11. Clip, securing Casing	BD18068	14	29. Cup Washer, on Self-Tapping Screws	BD532/1	8
12. Casing Assembly, at RH side of Back Door, between Upper and Lower Casings	BD23763	1	30. Buffer, on Back Door	BD31972	2
Clip, securing Casing	BD18068	2	31. Screw, Self-Tapping, securing Buffer	DAC604/14C	2
13. Prop Assembly, supporting Back Door in open position	BD27357	1	32. Cup Washer, on Self-Tapping Screws	BD53211	2
14. Screw, Self-Tapping, securing Prop to Body	DAC410/8C	3	33. "E-TYPE" Emblem, on Back Door	BD27666	1
15. Clevis Pin, retaining Prop in Pivot Bracket	C15542	1	34. "JAGUAR" Emblem, on Back Door	BD26762	1
16. Washer, Double Coil Spring, on Clevis Pin	BD1708/4	2	35. "4.2" Emblem, on Back Door	BD26766	1
17. Washer, Chrome, on Clevis Pin	BD848/2	1	36. Friction Bush, securing Emblems	BD25659	8
18. Split Pin, retaining Clevis Pin	L102/6U	1			



REAR DOOR LOCK: FHC

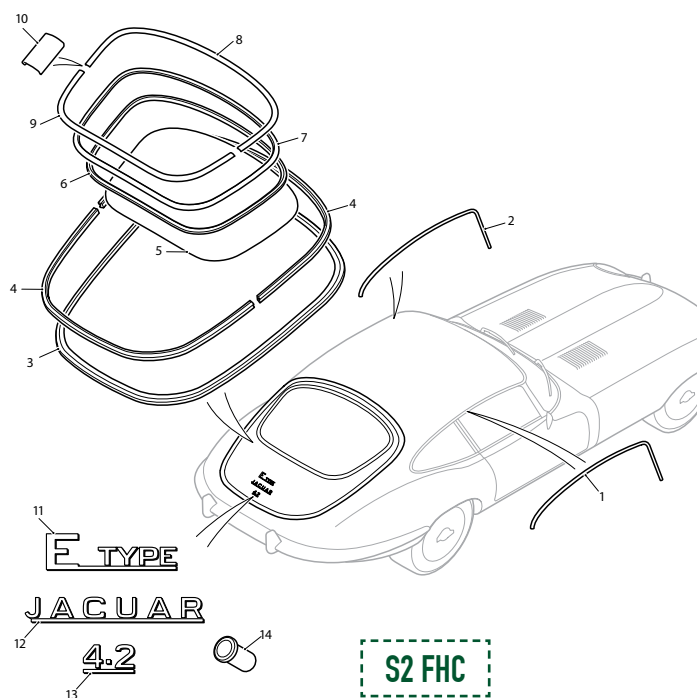


1. Lock Assembly, Complete, for Back Door	BD27929	1
2. Lock Mechanism Assembly	BD20061	1
3. Setscrew, securing Lock Mechanism to Lock Housing	UFS419/5H	4
Spring, assisting opening of Back Door	BD20122	1
Return Spring, for Operating Lever	BD20573	1
Clip, for Operating Cable	BD29238	1
Screw, Self-Tapping, securing Clip	DZZ408/6C	1
Washer, Shakeproof, on Setscrew	AG102/X	1
4. Nut, securing Lock to Body	UFN125/L	4
5. Washer, Shakeproof, on Setscrews	C724	4
6. Washer, Special, under Shakeproof Washers	BD541/32	4
7. Shim, between Lock and Body	BD24863	A/R
8. Release Mechanism Assembly, in RH Quarter Casing, for Back Door Lock	BD27967	1

9. Return Spring, for Release Mechanism	BD21066	1
10. Screw, Self-Tapping, securing Release Mechanism	DAZ406/6C	3
11. Escutcheon, in RH Quarter Casing, around Release Mechanism	BD20900	1
12. Screw, Self-Tapping, securing Escutcheon	DAC504/4C	2
13. Control Cable, operating Back Door Lock Pad (Polyurethane), for Control Cable	BD27970	1
14. Striker and Safety Catch Assembly, for Back Door Lock	BD22596	1
15. Return Spring, on Safety Catch	BD20574	1
16. Setscrew, securing Striker to Back Door	UFS425/4H	3
17. Washer, Shakeproof, on Setscrews	C724	3
18. Washer, Special, under Shakeproof Washers	BD541/32	3
19. Trim Panel Assembly (PVC), around Back Door Lock	BD28314	1
20. Finishing Bead, at edge of Trim Panel	BD28310	1
21. Chrome Finisher, at front fixings of Trim Panel	BD28289	1
22. Chrome Finisher, at rear fixings of Trim Panel	BD28288	1
23. Screw, Self-Tapping, securing Trim Panel	DAC604/14C	4
24. Cup Washer, on Self-Tapping Screws	BD532/1	4

REAR DOOR GLASS & FITTINGS : FHC

1. Chrome Finisher on RH Roof Gutter	BD29015	1
2. Chrome Finisher on LH Roof Gutter	BD29016	1
3. Finisher around Back Door Aperture	BD20163/1	1
4. Rubber Seal around Back Door Aperture	BD23347	2
5. Clear Glass in Back Door		
Non-Heated	BD19560	1
Heated	BD22740	1
Tinted Glass in Back Door		
Non-Heated	BD28234	1
Heated	BD22744	1
6. Rubber Seal around Back Door Glass		1
Non-Heated Rear Glass	BD20309	
Heated Rear Glass	BD27126	
Rubber Seal around Back Door Glass		1
7. Rubber Insert Seal	BD20201	1
8. Chrome Finisher at top of Rubber Seal	BD20159/1	1
9. Chrome Finisher at bottom of Rubber Seal	BD20159/2	1
10. Joint Piece for Chrome Finishers	BD5366/1	2
11. "E-Type" Emblem	BD27666	1
12. "Jaguar" Emblem	BD26762	1
13. "4.2" Emblem	BD26766	1
14. Friction Bush, securing Emblems	BD25659	8



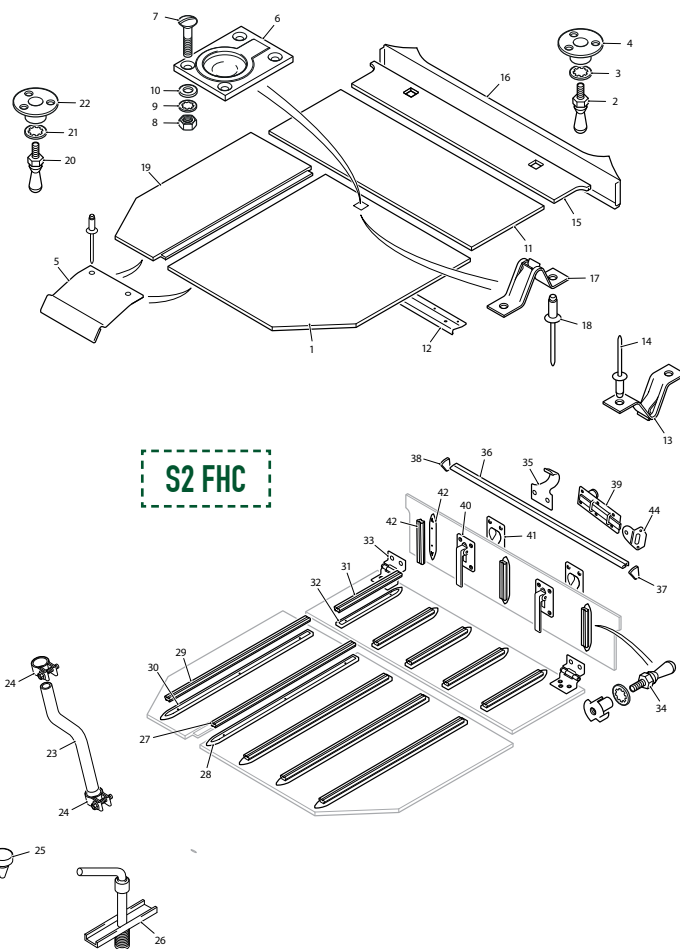
BOOT BOARDS: FHC

(SEE DIAGRAM ON PAGE 425)

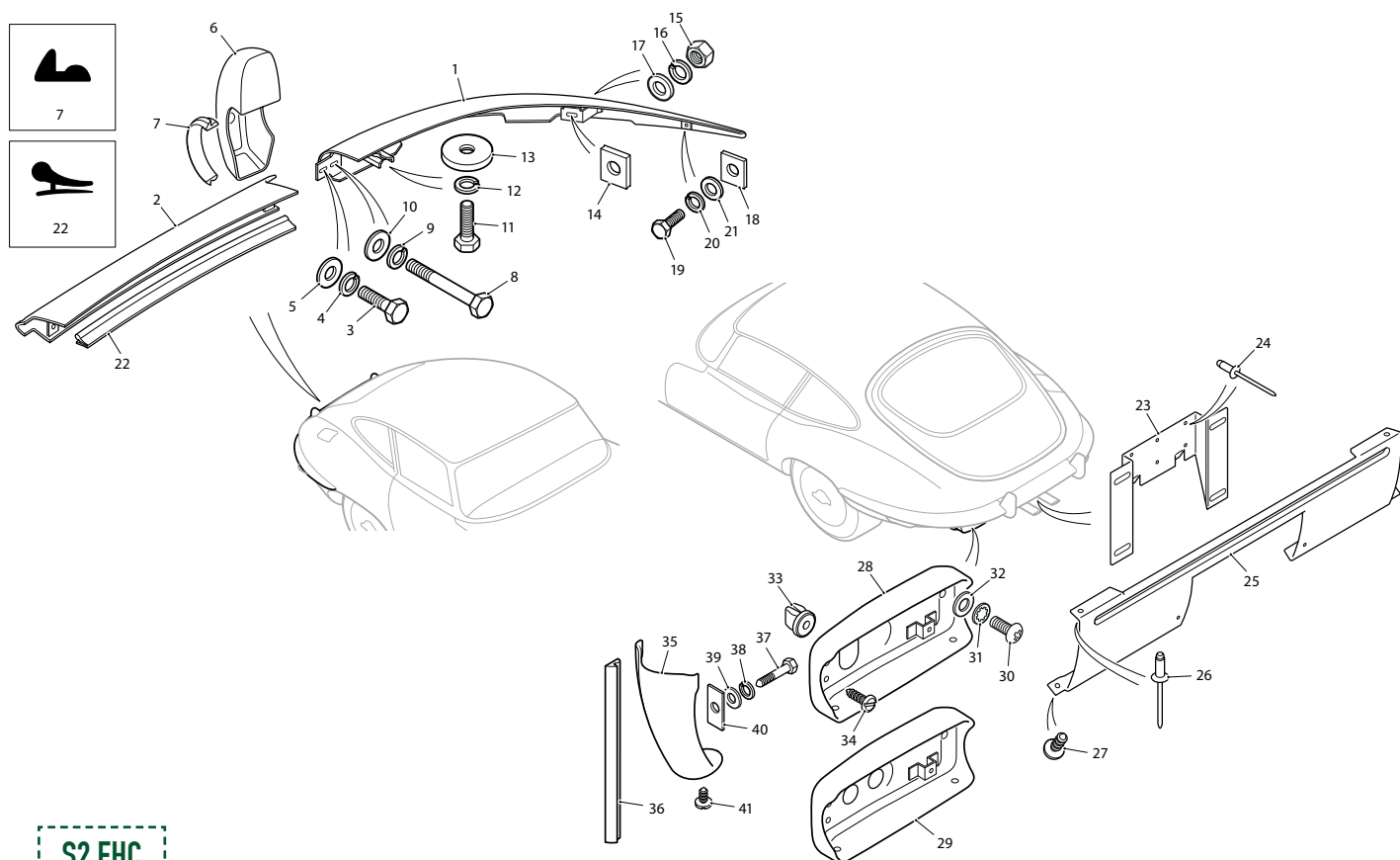
1. Cover Assembly (Trimmed), over Spare Wheel	BD28162	1	10. Washer, Plain, under Shakeproof Washers	AW104/T	4
2. Stud, fixing Spare Wheel Cover	BD10958	1	11. Forward Luggage Floor Assembly (Trimmed)	BD28156	1
3. Washer, Shakeproof, on Stud	C723/A	1	Screw, Self-Tapping, securing Forward Luggage Floor to Body	DAJ404/6C	3
4. Tee Nut, receiving Stud	BD9909/5	1	12. Bracket Assembly, supporting Petrol Tank and Spare Wheel Covers	BD28350	1
5. Spring Clip, retaining Spare Wheel Cover to Body at rear	BD28138	1	13. Spring Latch, on Bracket	BD19053	2
Setscrew, securing Spring Clip	UCS413/3H	2	14. Pop Rivet, securing Spring Latches	BD1814/1	4
Washer, Shakeproof, on Setscrews	C721	2	Screw, Self-Tapping, securing Bracket to Forward Luggage Floor	DAJ406/6C	9
Tee Nut, receiving Setscrews securing Spring Clip	BD9909/3	2	15. Hinged Extension Board Assembly, for Luggage Floor	BD28852	1
6. Finger Pull, at front of Spare Wheel Cover	BD28158	1	16. Support Rail Assembly, for Hinged Extension Board in lowered position	BD28345	1
7. Setscrew, securing Finger Pull to Spare Wheel Cover	BD24396/4	4	17. Clip, receiving Studs of Hinged Extension Board	BD22348	2
8. Nut, on Setscrews	UCN111/L	4			
9. Washer, Shakeproof, under Nuts	C720	4			

(CONTINUED FROM PAGE 424)

18. Pop Rivet, securing Clips to Support Rail	BD1814/1	4	38. Chrome Capping, at LH end of Chrome Strip	BD28834	1
Screw, Self-Tapping, securing Support Rail to Body	DAC406/6C	2	Screw, Self-Tapping, securing Chrome Strip, Cappings, and Pull to Extension Board	DAC406/6C	9
Pop Rivet, securing Support Rail to Shut Pillars	BD1814/6	4	39. Sliding Catch, locking Extension Board in raised position	BD9395	2
Pop Rivet, securing Striker Plates to Wheel Arches	BD11712/1	8	Woodscrew, securing Sliding Catches	MC304/3R	12
19. Cover Assembly (Trimmed), over Petrol Tank	BD28163	1	40. Luggage Stop Arm Assembly	BD20135	2
20. Stud, fixing Petrol Tank Cover	BD10958	1	41. Cover Plate, over Luggage Stop Apertures	BD21798	2
21. Washer, Shakeproof, on Stud	C723/A	1	Setscrew, securing Stop Arms and Cover Plates to Extension Board	BD13642/11	8
22. Tee Nut, receiving Stud	BD9909/5	1	42. Rubber Beading, on Extension Board	BD604/7	3
23. Drain Tube, for Petrol Filler Box	BD659/9	1	43. Retainer, for Rubber Beadings	BD29251/1	3
24. Clip, securing Drain Tube	C15886/7	2	Screw, Self-Tapping, securing Retainers to Extension Board	DAJ406/6C	12
25. Rubber Buffer, cushioning Petrol Filler Lid	BD22536	2	44. Striker Plate, on Wheel Arches, receiving Sliding Catches	BD23142	2
26. Spare Wheel Clamp Assembly	BD11007/1	1	Pop Rivet, securing Support Rail to Wheel Arches	BD11712/1	4
Handle, operating Spare Wheel Clamp	BD10637	1	Rubber Buffer, in Striker Plates	BD23144	2
Screw, in Handle	BD11008/1	1			
Mills Pin, locking Screw in Handle	C704/1	1			
Clamp Plate, holding Spare Wheel	BD10639	1			
27. Rubber Beading, on Spare Wheel Cover	BD604/5	4			
28. Retainer, for Rubber Beading	BD20291/1	4			
Screw, Self-Tapping, securing Retainers to Spare Wheel Cover	DAZ406/6C	16			
Support Strip, at edge of Petrol Tank Cover	BD19055	1			
Woodscrew, securing Support Strip	MJ208/3R	6			
Rubber Buffer, in Support Strip	BD4321	3			
29. Rubber Beading, on Petrol Tank Cover	BD604/5	1			
30. Retainer, for Rubber Beading	BD20291/1	1			
Screw, Self-Tapping, securing Retainer	DAZ406/6C	4			
31. Rubber Beading, on Forward Luggage Floor	BD604/4	5			
32. Retainer, for Rubber Beading	BD20291/1	5			
Screw, Self-Tapping, securing Retainers to Forward Luggage Floor	DAZ406/6C	10			
Tee Nut, in Extension Board	BD9909/5	16			
33. Hinge, on Extension Board	BD24400	3			
Setscrew, securing Hinges to Extension Board	BD13642/11	6			
Screw, Self-Tapping, securing Hinges to Body Floor	DAC506/8C	9			
34. Stud, retaining Extension Board in lowered position	BD23717	2			
Washer, Chrome, on Stud	C2017/2	2			
35. Finger Pull, at centre of forward edge of Extension Board	BD24402	1			
36. Chrome Strip, at forward edge of Extension Board	BD28832	1			
37. Chrome Capping, at RH end of Chrome Strip	BD28833	1			



REAR BUMPER & NUMBER PLATE CARRIER: FHC



S2 FHC

1. LH Bar Assembly	BD35588	1	16. Washer, Spring, under Nuts	FG106/X	2
RH Bar Assembly	BD35587	1	17. Washer, Plain, under Spring Washers	FW106/T	2
2. Centre Bar Assembly	BD35611	1	18. Seal (Rubber) between Bumper and Body	BD18947/3	2
3. Setscrew, securing Centre Bar to RH and LH Bars	UFS137/6R	2	19. Setscrew, securing Bumper Assembly to Rear Wings	UFS131/6R	2
4. Washer, Spring, on Setscrews	FG105/X	2	20. Washer, Spring, on Setscrews	FG106/X	2
5. Washer, Plain, under Spring Washers	FW106/T	2	21. Washer, Plain, under Spring Washers	FW106/T	2
6. LH Over Rider Assembly	BD35594	1	22. Seal (Rubber) between Rear Bumper and Body	BD35977/1	1
RH Over Rider Assembly	BD35593	1	23. Rear Number Plate Carrier, on Panel	BD35627	1
7. Beading (PVC) between Over Riders and Bumper Bars	209	4	24. Pop Rivet, securing Carrier to Panel	BD11712/1	6
8. Bolt, securing Over Riders to Bumper Assembly	UFB137/23R	2	25. Finisher (Stainless), on Rear Number Plate Panel	BD35962	1
9. Washer, Spring, on Bolts	FG106/X	2	26. Pop Rivet, securing Finisher to Panel	BD1814/1	2
10. Washer, Plain, under Spring Washers	FW105/T	2	27. Screw, Self-Tapping, securing Finisher to Mounting Panel	DAC806/8C	2
11. Setscrew, securing Bumper Assembly to Body at rear	UFS137/8R	2	28. Mounting Panel Assembly, for LH Tail/Flasher Lamp	BD35684	1
12. Washer, Spring, on Setscrew	FG106/X	2	Mounting Panel Assembly, for RH Tail/Flasher Lamp	BD35683	1
13. Washer, Plate, behind Spring Washers	BD33118	2	29. Mounting Panel Assembly, for LH Tail/Flasher Lamp	NLA	1
14. Seal (Canvas/Rubber) between Bumper and Body at side	BD28523	2	Mounting Panel Assembly, for RH Tail/Flasher Lamp	NLA	1
15. Nut, securing Bumper Assembly to Body at side	UFN137/L	2			

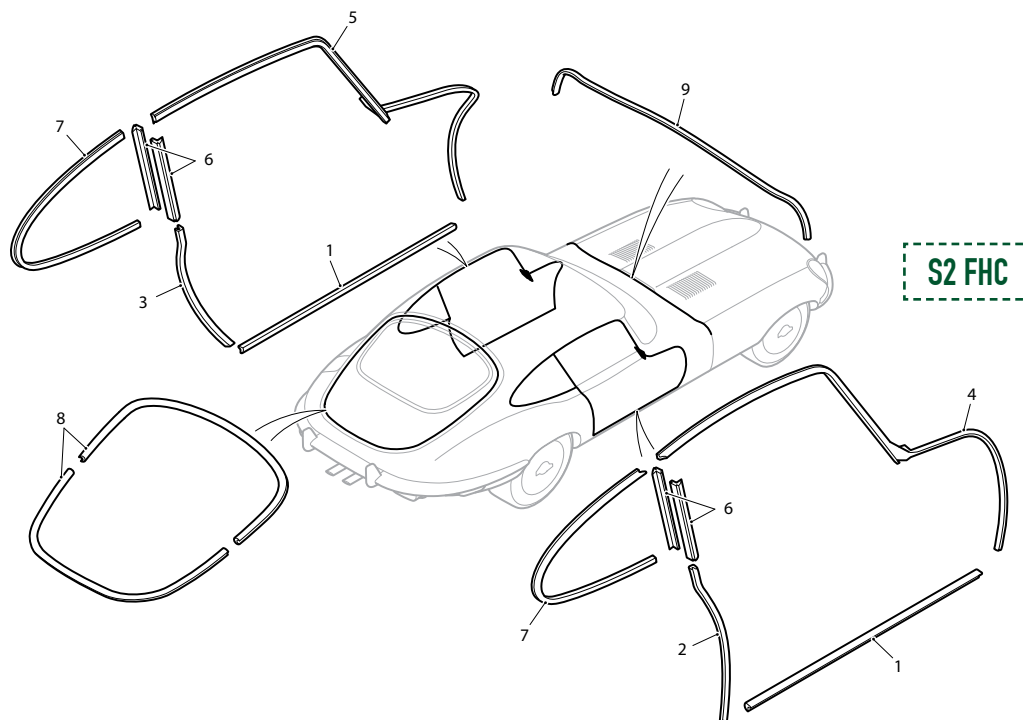
REAR BUMPER & NUMBER PLATE CARRIER: FHC

(CONTINUED FROM PAGE 426)

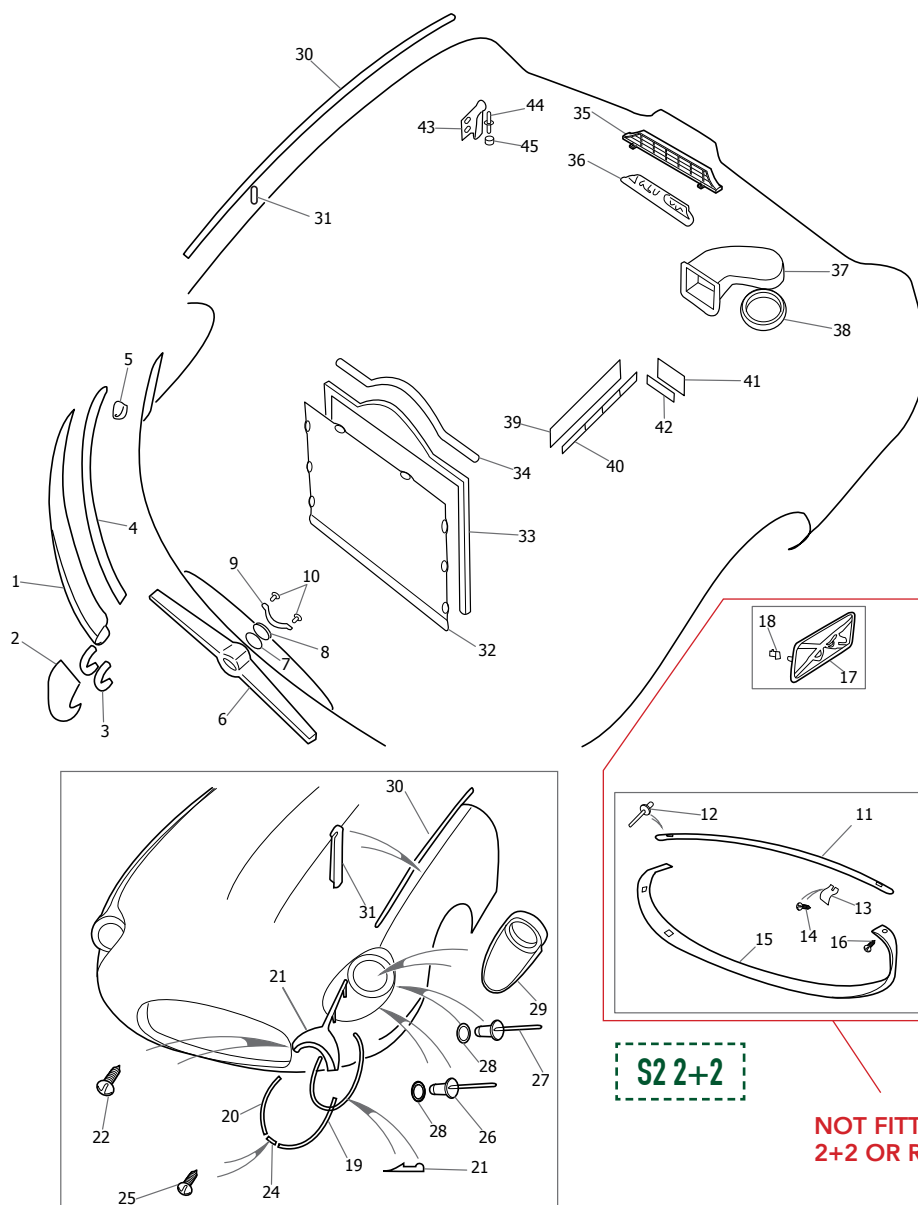
30. Setscrew, securing Mounting Panel to Rear Number Plate Panel	UFS819/3H	4	36. Finisher Seal (Rubber) between Tail Finishers and Body	BD25318/1	2
31. Washer, Shakeproof, under Setscrews	C723/A	4	37. Bolt, securing Tail Finishers	UFB131/28R	2
32. Washer, Plain, under Shakeproof Washers	AW102/T	4	38. Washer, Spring, on Bolts	FG105/X	2
33. Nut (Plastic), in Support Bracket	C31973/11	4	39. Washer, Plain, under Spring Washers	FW105/T	2
34. Screw, Self-Tapping, securing Mounting Panel to Support Bracket	DAZ808/8C	4	40. Reinforcing Washer, under Plain Washers	BD35780	2
35. Tail Finisher, behind LH Mounting Panel	BD35741	1	41. Screw, Self-Tapping, securing Tail Finisher to Mounting Panel	DAC806/8C	2
Tail Finisher, behind RH Mounting Panel	BD35740	1			

RUBBER SEALS: FHC

1. Rubber Seal, on Door Sills	BD24789	2
2. Rubber Seal, on RH Door Shut Pillar	BD25898	1
3. Rubber Seal, on LH Door Shut Pillar	BD25899	1
4. Rubber Seal, for RH 'A' Post and Cantrail	BD25716	1
5. Rubber Seal, for LH 'A' Post and Cantrail	BD25717	1
6. Rubber Seal, on Quarter Light Hinge Pillars and on Window Frame Standing Pillars	BD17071/2	4
7. Rubber Seal, for Quarter Lights	BD20500/4	2
8. Rubber Seal, around Back Door Aperture	BD23347	2
9. Rubber Seal, for rear edge of Bonnet	BD20903/1	1



FRONT BUMPERS & FITTINGS: 2+2



1. Bar Assembly, for RH Front Bumper	BD35576	1	4. Seal (Rubber) between Bumper and Bonnet	BD18947/3	2
Bar Assembly, for LH Front Bumper	BD35577	1	5. Clip, securing Rubber Seals	BD10313	4
2. Over-Rider Assembly, on RH Front Bumper	BD35600	1	6. Motif Bar, in Air Intake Aperture	BD35500	1
Over-Rider Assembly, on LH Front Bumper	BD35601	1	Setscrew, securing Motif Bar to Bumper Bars	BD9604/3	2
3. Beading (PVC) between Over-Rider and Bumper	209K	1	Washer, Spring, on Setscrews	FG106/X	2
Bolt, securing Over-Rider to Front Bumper	UFB137/20R	2	Washer, Plain, under Spring Washers	FW106/T	2
Washer, Spring, on Bolt	FG106/X	2	7. Motif, in centre of Motif Bar	BD28520	1
Washer, Plain, under Spring Washer	FW106/T	2	8. Backing Piece, behind Motif	BD28518	1
Setscrew, securing Bumpers to Bonnet	BD9604/4	4	9. Spring Clip, retaining Motif	BD28519	1
Washer, Plain, under Spring Washer	FW106/T	4	10. Screw, Self-Tapping, securing Spring Clip	BD11501	2
Washer, Spring, on Setscrew	FG106/X	4	11. Chrome Trim, in top of Bonnet Opening	BD38830/1	1
Seal (Canvas/Rubber) between Bumper and Bonnet	BD28523	4	12. Pop Rivet, securing Trim at ends	BD29334/1	2
			13. Clip, securing Trim in top of Bonnet Opening	BD38867	2

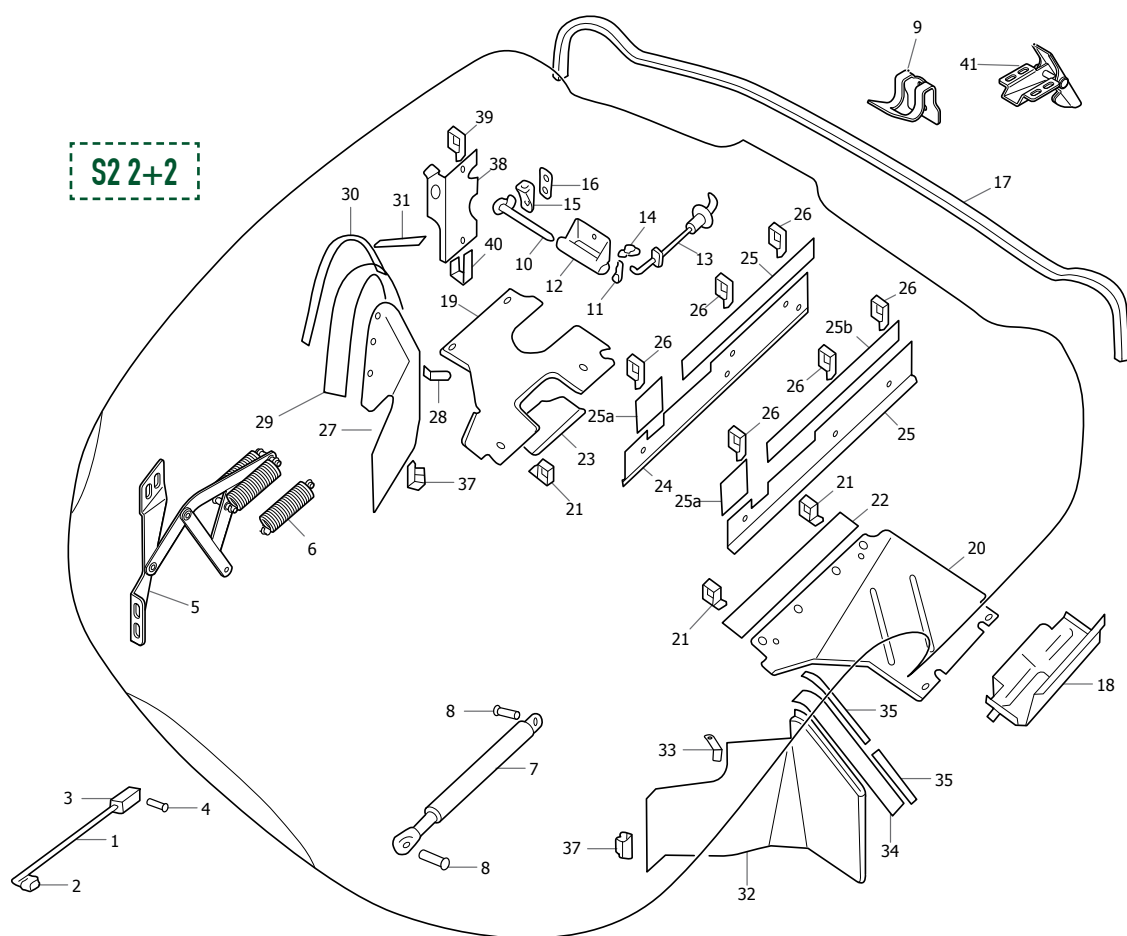
FRONT BUMPERS & FITTINGS: 2+2

14. Screw, Self-Tapping, securing Trim	DAZ808/6C	2	34. Felt Strip, at top of Frame (23" long)	BD19031	1
15. Chrome Trim, in bottom of Bonnet Opening	BD38832	1	Setscrew, securing Stone Guard to Frame	BD20150/3	8
16. Screw, Self-Tapping, securing Trim	DAZ804/6C	7	Washer, Shakeproof, on Setscrews	C723/A	8
17. Motif, Jaguar, on RH side of Bonnet	BD35865	1	Washer, Special, under Shakeproof on sides	BD541/34	6
Motif, Jaguar, on LH side of Bonnet	BD35866	1	Washer, Plain, under Shakeproof at top	AW102/T	2
18. Friction Bush, securing Jaguar Motifs	BD26989	4	Screw, Self-Tapping, securing Frame to Bonnet at sides	DAZ812/5C	6
Chrome Finisher, Outer, around RH Headlamp Aperture	BD35668	1	Washer, Shakeproof, on Self Tapping Screw	C724/A	6
Chrome Finisher, Inner, around RH Headlamp Aperture	BD35670	1	Washer, Plain, under Shakeproof Washer	AW104/T	6
Chrome Motif Assembly, above RH Headlamp Aperture	BD35694	1	Screw, Self-Tapping, securing Frame to Bonnet at bottom	DAZ814/5C	2
19. Chrome Finisher, Outer, around LH Headlamp Aperture	BD35669	1	Washer, Shakeproof, on Self Tapping Screw	C724/A	2
20. Chrome Finisher, Inner, around LH Headlamp Aperture	BD35671	1	Washer, Special (oval), under Shakeproof Washer on Self-Tapping Screws at bottom of Stoneguard	BD542/3	2
21. Chrome Motif Assembly, above LH Headlamp Aperture	BD35695	1	35. Grille, for air outlet at rear edge of Bonnet	BD35935	1
22. Screw, Self-Tapping, securing Motif Assemblies	DAZ806/6C	4	Thread-Cutting Fix, securing Grille to Bracket	PFS106	2
23. Finisher Bead (PVC), under Chrome Finishers	BD35730	2	36. Bracket, behind Grille, for attaching Grille to Bonnet	BD35934	1
24. Joint Finisher (Chrome), for Headlamp Apertures	BD31129	2	Setscrew, securing Bracket to Bonnet	UFS419/4H	2
25. Screw, Self-Tapping, (Stainless) securing Joint Finishers	DA008/8S	2	Washer, Shakeproof, on Setscrews	C723/A	2
26. Rivet Clip, securing Chrome Finishers	BD31095/2	12	37. Extension Assembly, in Bonnet, for Heater Air Intake	BD22480	1
27. Rivet Clip, securing Chrome Finishers	BD31095/1	2	38. Seal, Rubber, for Air Intake Extension	BD28378	1
28. Washer, Plain, under Rivet Clips	AW105/T	14	Setscrew, securing Extension Assembly	UCS125/6R	5
Finisher Panel Assembly, in RH Headlamp Recess	BD35645	1	Nut, on Setscrews	UCN125/L	5
29. Finisher Panel Assembly, in LH Headlamp Recess	BD35646	1	Washer, Special (oval), under Setscrews	BD542/3	3
Drain Tube (PVC) for Finisher Panels	BD28539	2	Washer, Spring, under Nuts	FG104/X	5
30. Chrome Beading, in Bonnet Joint at rear of Motif Assemblies	BD19029/4	2	39. Seal (Rubber) between Bonnet LH valance and Frame Side Member	BD20816/1	1
31. Clip (Brass), securing Chrome Beadings	BD19030	14	40. Fixing Strip, for Rubber Seal	BD20735	1
Rubber Plug, sealing Aperture in Bonnet Front Under Panel	BD20989	1	Pop Rivet, securing Fixing Strip	BD1814/6	4
Carrier Bracket Assembly, for Front Number Plate	NLA	1	41. Seal (Rubber) between Bonnet LH Rear Diaphragm and Frame Side Member	BD20816/2	1
Setscrew, securing Bracket to Bonnet Front Under Panel	UFS125/4R	2	42. Fixing Strip, for Rubber Seal	BD20736	1
Nut, on Setscrew	UFN125/L	2	Pop Rivet, securing Fixing Strip	BD1814/6	4
Washer, Shakeproof, under Nuts	C724	2	43. Bracket Assembly, on RH Bonnet Side, engaging Locking Hook	BD19905	1
Washer, Plain, under Shakeproof Washers	FW104/T	2	Bracket Assembly, on LH Bonnet Side, engaging Locking Hook	BD19906	1
Grommet, in Bonnet Front Under Panel, for Control Rod	C4548	1	Setscrew, securing Brackets to Bonnet Sides	BD18307/2	4
32. Stoneguard Assembly, behind Bonnet Air Intake Aperture	BD31976/84	1	Washer, Shakeproof, on Setscrews	C724	4
33. Frame Assembly, for fixing of Stoneguard	BD31976	1	Washer, Special, under Shakeproof Washers	BD541/6	4
			44. Locating Peg, on Brackets	BD19896	2
			Nut, locking Locating Pegs to Brackets	UFN231/L	2
			45. Rubber Buffer, on Locating Pegs	BD19936	2

BONNET LOCKS & LINKS: 2+2

1. Control Rod, operating Pivoted License Carrier Bracket	BD20936	1	Screw, Self-Tapping, securing Handle and Rod Escutcheons to Body	DJC008/12C	4
2. Clip, securing Control Rod to Bracket	C13806	1	Speed Nut, on Self-Tapping Screws	BD8633/8	4
3. Fork End, connecting Control Rod to Bracket on Front Sub-Frame	BD20937	1	14. Clip, securing Operating Rods to Locking Hooks	C13806	2
Nut, locking Fork End to Control Rod	UFN125/L	1	15. Bracket, on Dash, receiving Locating Pegs	BD19917	2
4. Clevis Pin, securing Fork End to Bracket on Front Sub-Frame	J103/10S	1	Setscrew, securing Brackets to Dash	BD8291/2	4
Split Pin, retaining Clevis Pin	L102/4U	1	Washer, Shakeproof, on Setscrews	C724	4
Washer, Plain, behind Split Pin	AW102/T	1	16. Gasket, under Locating Brackets	BD25649	2
Chassis Nos. up to 1R.1187 - RHD, 1R.9569 - LHD			17. Rest Rubber, for Rear Edge of Bonnet	BD20903/1	1
5. Bonnet Balance Link Assembly, RH	BD20016	1	18. Carrier Bracket, for Battery Tray	BD15165	1
Bonnet Balance Link Assembly, LH	BD20017	1	Setscrew, securing Carrier Bracket to LH Sill	UFS125/4R	5
6. Spring, on Bonnet Balance Link	BD19972	4	Nut, on Setscrews	UFN125/L	5
Washer (Brass) at each side of spring eyes	BD20013/4	16	Washer, Spring, under Nuts	FG104/X	5
Split Pin, retaining Springs	LU102/6U	8	Washer, Plain, under Spring Washers	FW104/T	5
Setscrew, securing Balance Links to Bonnet	BD8291/2	8	19. RH Undershield, for Front Frame	BD20048	1
Washer, Shakeproof, on Setscrews	C724	8	20. LH Undershield, for Front Frame	BD27427	1
Washer, Special, under Shakeproof Washers	BD541/20	8	21. Bracket, fixing Undershields to Front Frame	BD20049	4
Shouldered Bolt, securing Balance Links to Front Frame	BD19736	2	Setscrew, securing Brackets and Undershields to Front Frame	UFS125/5R	4
Washer (Brass) on Bolts (7/8 OD x 3/8 ID)	BD20013/1	2	Nut, on Setscrews	UFN125/L	4
Washer (Brass) on Bolts (7/8 OD x 9/32 ID)	BD20013/2	2	Washer, Shakeproof, under Nuts	C724	4
Nut, Self-Locking, on Bolts	C8667/1	2	Washer, Plain, under Shakeproof Washers	FW104/T	4
Chassis Nos. from 1R.1188 - RHD, 1R.9570 - LHD			Spire Nut, on Undershields, for fixing Undershields to Sills and Mudshields	BD8536/8	9
7. Operating Strut (Gas Filled), assisting opening of Bonnet	BD36893	1	Screw, Self-Tapping, securing Undershields to Sills and Mudshields	DJJ410/8C	9
8. Joint Pin, securing Operating Strut to Bonnet and Bracket on Front Frame Cross Member	BD36431	2	Washer, Plain, on Self-Tapping Screws	AW102/T	9
Split Pin, retaining Joint Pin	C1221	2	22. Pad (Canvas/Rubber), for LH Undershield	BD25541	1
Washer, under Split Pin	BD15654	2	23. Cover Plate, sealing Oil Cleaner Access Aperture in RH Undershield	BD25246	1
9. Bracket, receiving Safety Catch	BD20320	1	Screw, Self-Tapping, securing Cover Plate	DAZ810/10C	1
Setscrew, securing Bracket to Scuttle	BD18307/3	2	Fibre Washer, retaining Self-Tapping Screw	BD25247	1
Washer, Shakeproof, on Setscrews	C724	2	Plastic Bush, in Undershield, receiving Self-Tapping Screw	BD25250	1
10. RH Locking Hook Assembly, for Bonnet	BD19890	1	24. RH Torsion Bar Deflector Shield	BD28660	1
LH Locking Hook Assembly, for Bonnet	BD19891	1	25. LH Torsion Bar Deflector Shield	BD28661	1
11. Lever, on Locking Hook Shaft	BD19894	2	25a. Pad (Canvas/Rubber) on front of Deflector Shields	BD28936	2
Nut, Self-Locking, securing Levers	C8737/1	2	25b. Pad (Canvas/Rubber) on rear of Deflector Shields	BD28937	2
12. Mounting Bracket Assembly, for Locking Hooks	BD19883	2	26. Bracket, Rear, mounting Deflector Shields to Front Frame	BD28582	6
Setscrew, securing Mounting Brackets to Dash	BD18307/2	6	Setscrew, securing Deflector Shields to Brackets	UFS125/5R	6
Washer, Shakeproof, on Setscrews	C724	6	Washer, Special, on Setscrews	BD541/20	6
13. Handle and Rod Assembly, operating RH Locking Hook	BD19977	1	Nut, on Setscrews	UFN125/L	6
Handle and Rod Assembly, operating LH Locking Hook	BD19978	1	Washer, Shakeproof, under Nuts	C724	6
Handle only	BD19903	2	27. RH Mudshield Assembly	BD20664	1
Escutcheon	BD19904	2	28. Bracket, upper, fixing RH Mudshield	BD20425	1
Seal (Neoprene) on Operating Rod	BD19895	2	Pop Rivet, securing Brackets to Mudshield	BD11712/1	2
O-Ring, preventing vibration of Operating Rods	BD28607	2	29. Seal (Rubber), for RH Mudshield (33" long)	BD20434/1	1

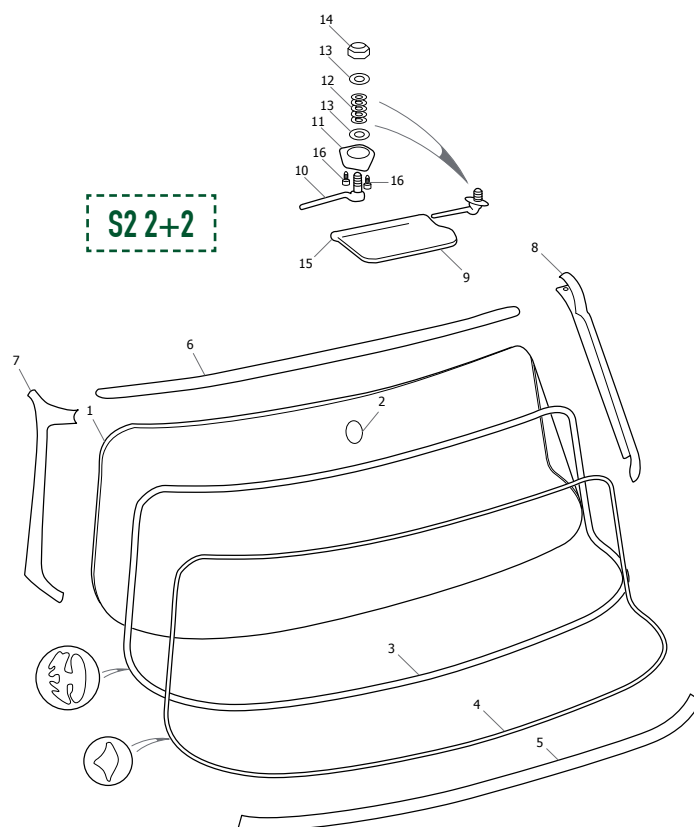
BONNET LOCKS & LINKS: 2+2



30. Fixing Strip, securing Seal to RH Mudshield	SBS7276	1	Washer, Plain, on Setscrew	FW104/T	1
31. Fixing Strip, securing Seal to RH Sill	BD20427	1	Nut, Self-Locking, on Setscrew	C8667/1	1
Pop Rivet, securing Fixing Strips and Seals	BD1814/6	11	Washer, Plain, under Nut, Self-Locking	FW104/T	1
32. LH Mudshield Assembly	BD28723	1	38. Shield Assembly, protecting Air Cleaner Intake Tubes	BD28668	1
33. Bracket, Upper, fixing LH Mudshield	BD20424	1	39. Bracket, fixing Shield Assembly to top Front Frame	BD28671	1
Pop Rivet, securing Brackets to Mudshield	BD11712/1	2	40. Bracket, fixing Shield Assembly to bottom Front Frame	BD28582	1
34. Seal (Rubber), for LH Mudshield (14 3/4")	BD20434/2	1	Setscrew, securing Shield Assembly to Brackets	UFS125/5R	2
35. Fixing Strip, securing Seal to LH Mudshield	BD40248	1	Washer, Shakeproof, under Nuts	C724	2
36. Fixing Strip, securing Seal to LH Sill	BD20427	1	Washer, Plain, under Shakeproof Washers	FW104/T	2
Pop Rivet, securing Fixing Strips and Seals	BD1814/6	8	Captive Nut, receiving Setscrews	BD29068	2
37. Bracket, fixing Mudshields to Front Frames	BD20426	2	Setscrew, securing Shield Assembly to top of RH Front Frame	UFS125/8R	1
Setscrew, securing Mudshield to Bracket and Sill	UFS125/5R	8	Washer, Plain, on Setscrew	FW104/T	1
Washer, Special, on Setscrews	BD541/20	8	Nut, Self-Locking, on Setscrew	C8667/1	1
Nut, on Setscrews	UFN125/L	8	Washer, Plain, under Nut, Self-Locking	FW104/T	1
Washer, Shakeproof, under Nuts	C724	8	41. Bonnet Safety Catch	BD20315	1
Setscrew, securing LH Mudshield and clip to top of LH Front Frame	UFS125/8R	1			

WINDSCREEN & FITTINGS: 2+2

1. Windscreen Glass		
Clear	BD35664	1
Tinted	BD35664/1	1
2. Boss, on Windscreen for Mirror	BD32397	1
3. Seal, Rubber, around Windscreen Glass	BD35665	1
4. Insert, Rubber, for seal	BD35742	1
5. Chrome Finisher, at bottom of Windscreen	BD35658	1
6. Chrome Finisher, at top of Windscreen	BD20563	1
7. Chrome Finisher, at RH side of Windscreen	BD35656	1
8. Chrome Finisher, at LH side of Windscreen	BD35657	1
9. Sun Visor only	BD33538	2
LH Sun Visor, with Mirror	BD33627	1
RH Friction Arm Assembly	BD21130	1
10. LH Friction Arm Assembly	BD21129	1
11. Base, for Friction Arms	BD21012	2
12. Spring, on Arm inside Base	BD9635	2
13. Washer, Special, at each side of Spring	BD541/32	4
14. Nut, Self-Locking, securing Arm in Base	C8737/1	2
15. End Cap, on Visors	BD24593	2
16. Setscrew, (Cone Point), securing Sun Visors and Brackets to Body	BD22728/5	4
Interior Mirror	C28516	1
Plastic Screw, securing Mirror to Boss	C28475	1



DASH & FACIA PANELS: 2+2

(SEE DIAGRAM ON PAGE 433)

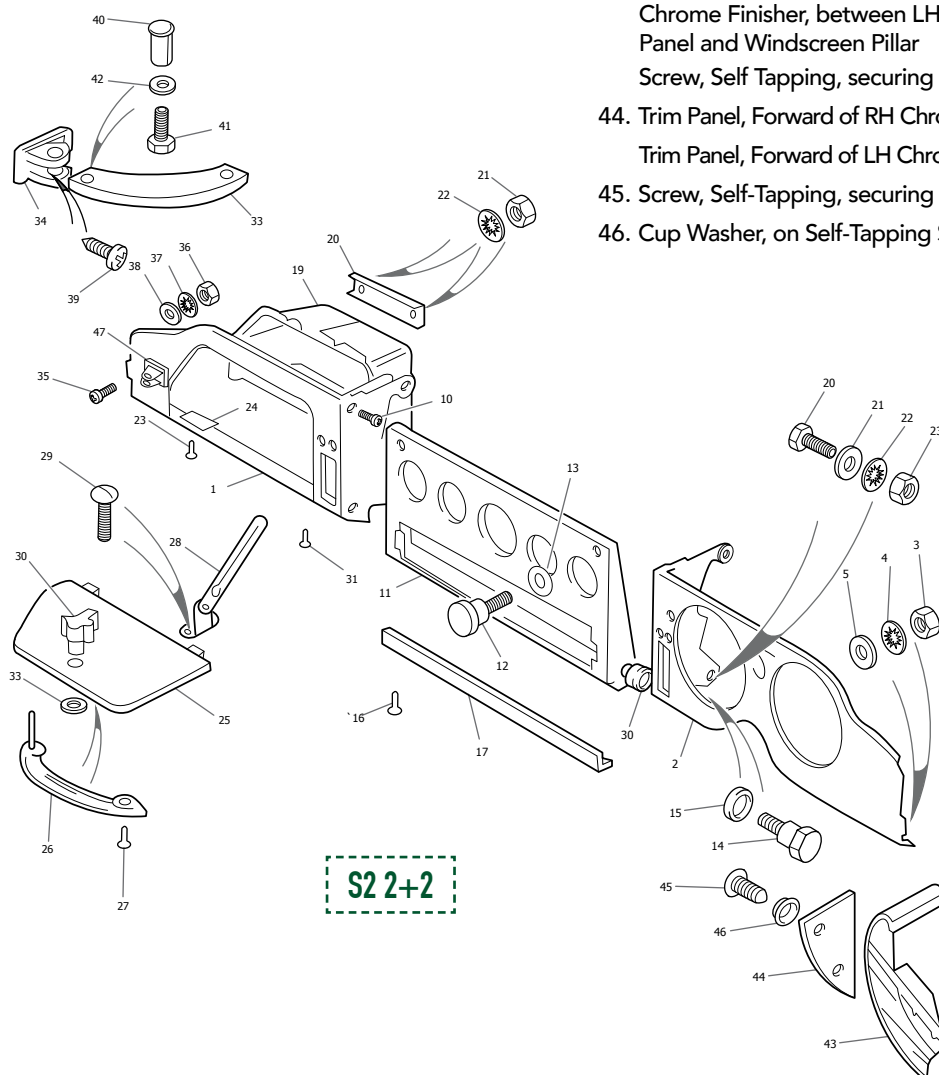
1. LH Facia Panel Assembly				
Chassis Nos. 1R.35001 to 1R.35642 - RHD	BD32649	1	8. Washer, Shakeproof, under Nuts	C723/A 2
Chassis No. from 1R.35643 - RHD	BD37577	1	9. Washer, Plain, under Shakeproof Washers	AW102/T 2
Chassis Nos. 1R.40001 to 1R.42849 - LHD	BD32517	1	10. Setscrew (Wedgelock) securing Facia Panels at upper centre	BD20861/1 2
Chassis No. from 1R.42850 - LHD	BD37573	1	11. Instrument Panel Assembly (Trimmed Black)	C28506 1
2. RH Facia Panel Assembly			12. Fixing Screw, for Instrument Panel	C27398 2
Chassis Nos. 1R.35001 to 1R.35642 - RHD	BD32648	1	13. Fibre Washer, on Fixing Screw	BD5453 2
Chassis No. from 1R.35643 - RHD	BD37576	1	14. Pivot Screw, for Instrument Panel	C16258 2
Chassis Nos. 1R.40001 to 1R.42849 - LHD	BD32516	1	15. Fibre Washer, under Pivot Screw Head	C782 2
Chassis No. from 1R.42850 - LHD	BD37572	1	16. Nylon Bush, on Pivot Screw	C16318 2
3. Nut, securing Facia Panels to Brackets	UFN119/L	2	17. Finisher (Trimmed Black) between Instrument Panel Assembly and Radio Panel	BD33097 1
4. Washer, Shakeproof, under Nuts	C723/A	2	18. Drive Fastener, securing Finisher	BD22686 4
5. Washer, Plain, under Shakeproof Washers	AW102/T	2	19. LH Cubby Box	
6. Setscrew, securing Facia Panels at lower centre	UFS119/3R	2	RHD Cars only	BD27499 1
7. Nut, on Setscrews	UFN119/L	2	LHD Cars only	BD27498 1

DASH & FACIA PANELS: 2+2

(CONTINUED FROM PAGE 432)

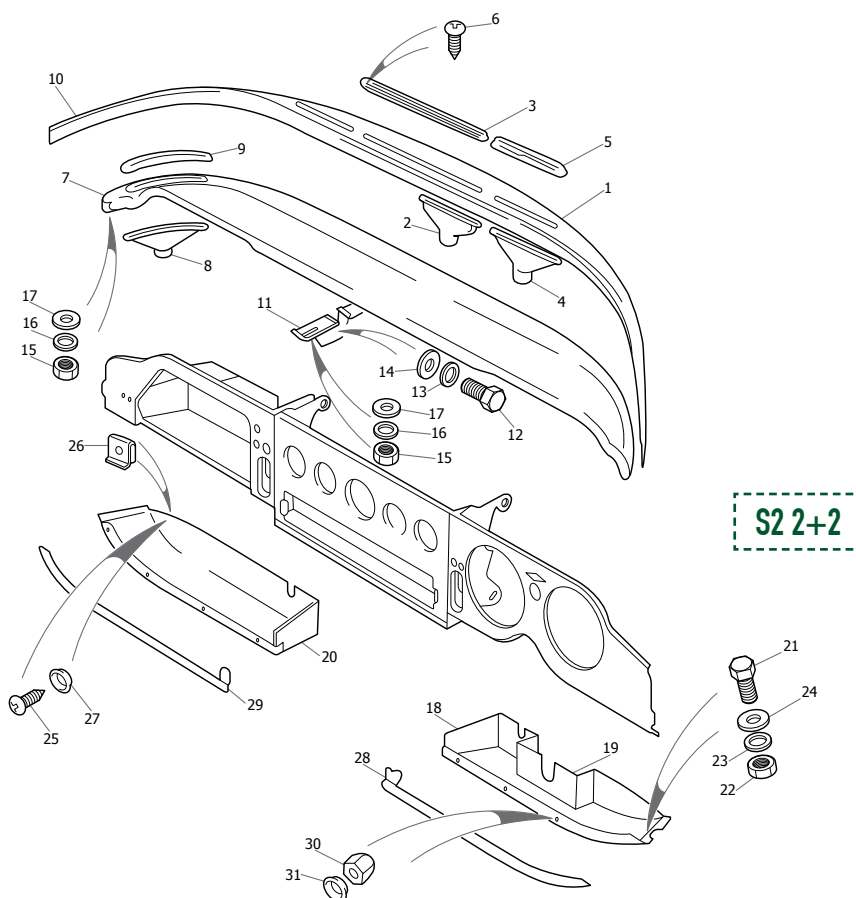
20. Fixing Strip, holding Cubby Box to Facia	BD20605	1
21. Nut, securing Fixing Strip	UFN119/L	2
22. Washer, Shakeproof, under Nuts	C723/A	2
23. Rivet (bifurcated), securing Cubby Box	BD524/10	3
24. Packing, between Cubby Box and Facia	BD29292	3
25. Lid, for LH Cubby Box		
RHD Cars only	BD28260	1
LHD Cars only	BD28266	1
26. Handle, on Cubby Box Lid	BD12326	2
27. Woodscrew, Chrome, securing Handle	MC303/5R	2
28. Link Stop (Quadrant Assembly) between Lid and Facia	BD12735	2
29. Setscrew, securing Link Stop	BD24396/2	4
Lock Assembly, on Cubby Box Lid	BD24296	2
30. Lock Assembly, on Cubby Box Lid	BD24296	2
Barrel, for Cubby Box Lock	BD24673	1

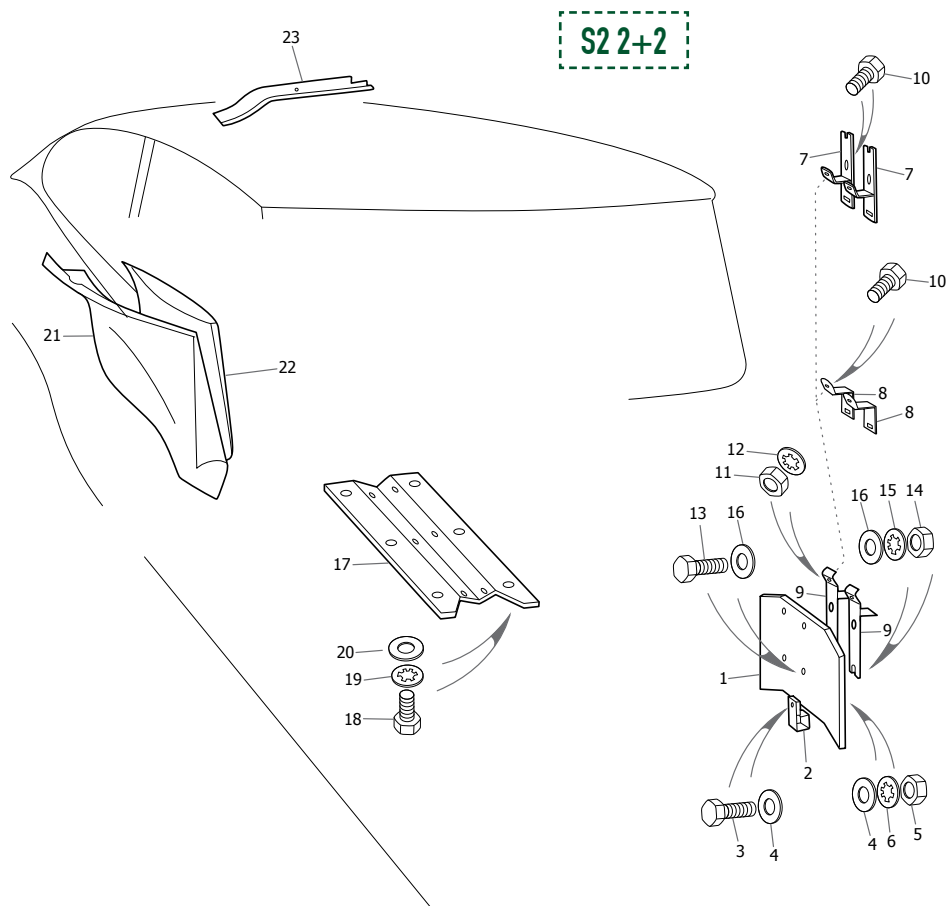
31. Setscrew, securing Cubby Box Lid to Facia	BD24396/5	4
Buffer, Plastic, in Facia, seating Lid	BD28469	2
32. Ring, Chrome, securing Lock	BD24152	1
33. Grab Handle Assembly, at side of Dash		
RHD Cars only	BD24933	1
LHD Cars only	BD24932	1
34. Anchor Bracket, fixing Grab Handle	BD24857	2
35. Setscrew, securing Anchor Bracket to Facia	UFS519/4H	2
36. Nut, on Setscrews	UFN119/L	2
37. Washer, Shakeproof, under Nuts	C723/A	2
38. Washer, Special, under Shakeproof Washer	BD541/34	1
39. Screw, Self Tapping, securing Anchor Bracket to Dash Side	DAC508/12C	2
40. Hollow Bolt, retaining Grab Handle in Anchor Brackets	BD24858	2
41. Bolt, Special, securing Hollow Bolts	BD20639	2
42. Washer, Shakeproof, on Special Bolts	C739	2
43. Chrome Finisher, between RH Facia Panel and Windscreen Pillar	BD35699	1
Chrome Finisher, between LH Facia Panel and Windscreen Pillar	BD35700	1
Screw, Self Tapping, securing Finishers	DAZ404/10C	2
44. Trim Panel, Forward of RH Chrome Finisher	BD26445	1
Trim Panel, Forward of LH Chrome Finisher	BD26444	1
45. Screw, Self-Tapping, securing Trim Panels	DAC604/10C	2
46. Cup Washer, on Self-Tapping Screws	BD532/1	2



SCREEN RAIL & PARCEL TRAYS: 2+2

1. Front Screen Rail Facia Assembly	BD35675	1	19. Cover Panel, on RH Parcel Tray for Steering Column	BD30608	1
2. Demister Nozzle, Centre	BD32204	2	Cover Panel, on LH Parcel Tray for Steering Column	BD30609	1
3. Demister Bezel, Centre	BD32205	1	Rubber Seal, for Cover Panel	BD30610	1
4. Demister Nozzle, Straight	BD22762	2	Rivet (bifurcated), securing Cover Panel	BD524/10	9
5. Demister Bezel, Straight	BD20591	2	20. Parcel Tray Assembly, LH		
6. Screw, Self-Tapping, securing Bezels	DAJ606/10C	7	RHD Cars without Air Conditioning only	BD30256	1
7. Rear Screen Rail Facia Assembly	BD35691	1	LHD Cars without Air Conditioning only	BD30257	1
8. Demister Nozzle, Curved	BD22763	2	21. Setscrew, securing Parcel Trays to Body	UFS419/4H	2
9. Demister Bezel, Curved	BD20592	2	22. Nut, on Setscrew	UFN119/L	2
10. Beading, between Facias (60" long)	BD30916/6	1	23. Washer, Shakeproof, under Nuts	C723/A	2
Bracket, for RH inner fixing of Screen Rail Facia	BD36120	1	24. Washer, Plain, under Shakeproof Washers	AW102/T	2
11. Bracket, for LH inner fixing of Screen Rail Facia	BD36121	1	25. Screw, Self-Tapping, securing Parcel Trays to Body	DJJ410/8C	4
12. Setscrew, securing inner Brackets	UFS119/5R	2	26. Spire Nut, on Self-Tapping Screws	BD8536/2	4
13. Washer, Shakeproof, under Setscrew	C723/A	2	Screw, Knurled Head, securing Parcel Trays	C15785	2
14. Washer, Plain, under Shakeproof Washer	AW102/T	2	27. Washer, Plain, on Screws	AW102/T	6
15. Nut, securing Screen Rail Facias to Brackets	UFN119/L	4	28. Crash Roll Assembly, on R.H. Parcel Tray	BD30263	1
16. Washer, Shakeproof, under Nut	C723/A	4	29. Crash Roll Assembly, on L.H. Parcel Tray	BD30264	1
17. Washer, Plain, under Shakeproof Washer	AW102/T	4	30. Acorn Nut, securing Crash Roll to Tray	BD26308	8
18. Parcel Tray Assembly, RH			31. Washer, Plain, under Acorn Nut	AW104/T	8
RHD Cars without Air Conditioning only	BD30254	1			
RHD Cars without Air Conditioning only	BD30255	1			

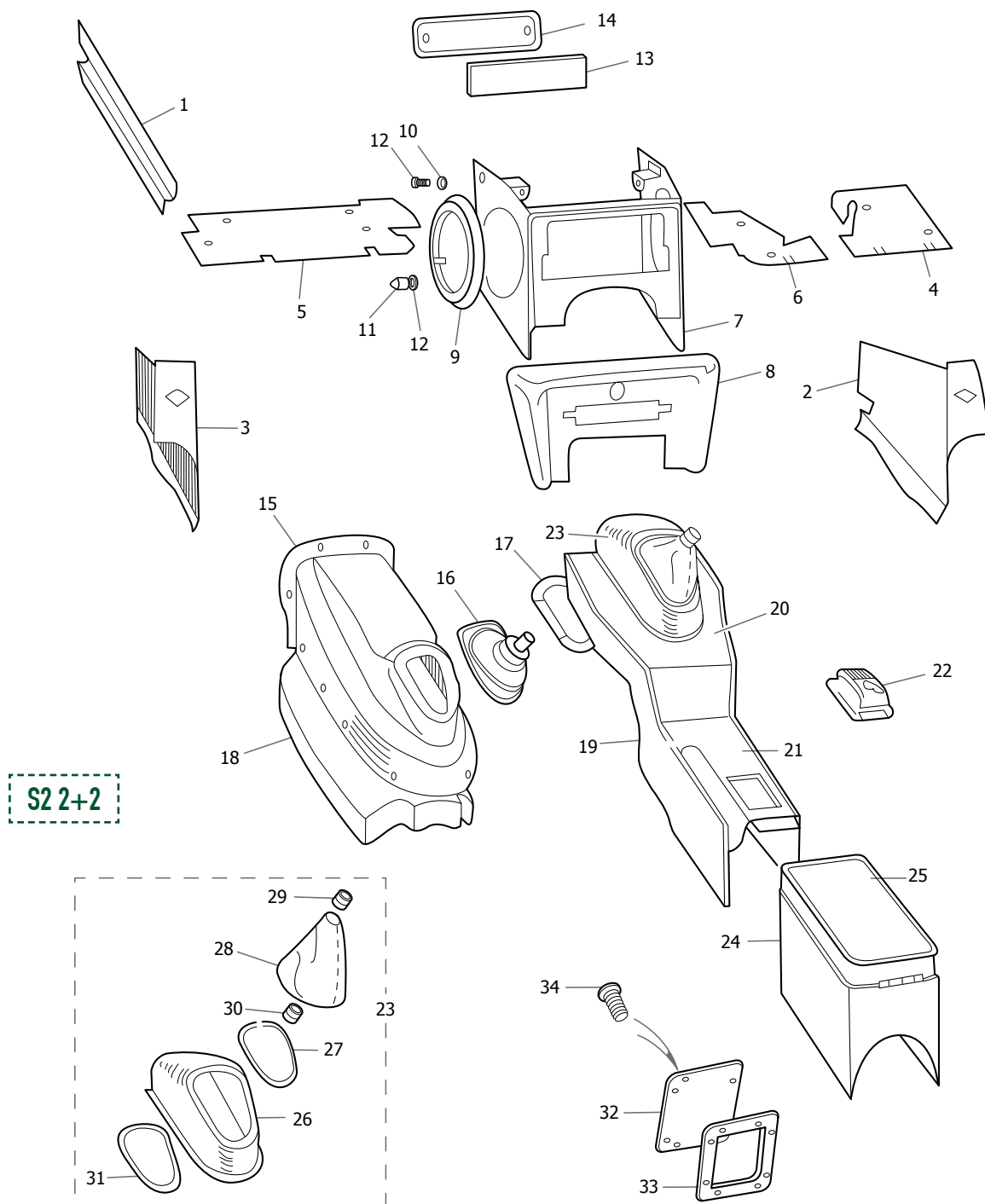




1. Lower Heat Shield, for Exhaust Down Pipes	C28201	1	14. Nut, on Setscrew	UFN131/L	4
2. Bracket, Lower, mounting Lower Heat Shield to LH Frame Side Member	BD28582	1	15. Washer, Shakeproof, under Nut	C725	4
3. Setscrew, securing Lower Heat Shield to Lower Bracket	UFS125/6R	1	16. Washer, Plain, under Setscrew and Shakeproof Washer	FW105/T	8
4. Washer, Plain, on Setscrew	FW104/T	2	17. Heat Shield Assembly, for Exhaust System	BD29124	1
5. Nut, on Setscrew	UFN125/L	1	18. Setscrew, securing Heat Shield to Body	BD8291/4	6
6. Washer, Shakeproof, under Nut	C724	1	19. Washer, Shakeproof, on Setscrews	C724	6
7. Bracket, fixing Reservoir Bracket to LH Side Member	C17812	2	20. Washer, Special, under Shakeproof Washers	1861	6
LHD Cars only			21. Trim Panel Assembly, on RH Shut Pillar	BD28942	1
8. Clamp (Bracket), clamping Lower Heat Shield Upper Bracket to LH Side Member			22. Pad (Polyurethane) on RH Trim Panel	BD28950	1
RHD Manual Steering Cars only	C26530	2	Trim Panel Assembly on LH Shut Pillar	BD28943	1
9. Clamping Piece, and Upper Bracket for mounting Lower Heat Shield	C26490	2	Pad (Polyurethane) on LH Trim Panel	BD28951	1
10. Setscrew, securing Bracket and Clamping Piece	UFS125/9R	2	Screw, Self-Tapping, securing Trim Panels	DAC604/10C	2
11. Nut, on Setscrew	UFN125/L	2	Cup Washer, on Self-Tapping Screws	BD532/1	2
12. Washer, Shakeproof, under Nut	C724	2	23. RH Trim Panel Assembly, above Back Door Aperture	BD29352	1
13. Setscrew, securing Heat Shield to Upper Bracket	UFS131/8R	4	LH Trim Panel Assembly, above Back Door Aperture	BD29353	1
			Screw, Self-Tapping, securing Trim Panels	DAC404/4C	12

CENTRE CONSOLE & GEARBOX TUNNEL: 2+2

1. Cover Assembly, for Wiring Harness at LH side of Scuttle	BD29152	1	4. RH Scuttle Top Casing Assembly		
Rivet (bifurcated), securing Cover Assembly	BD524/4	3	RHD Cars only	BD29288	1
2. RH Scuttle Side Casing Assembly	BD28998	1	LHD Cars only	BD29547	1
3. LH Scuttle Side Casing Assembly	BD28999	1	5. LH Scuttle Top Casing Assembly		
Screw, Self-Tapping, securing Side Casings	DAC604/12C	8	RHD Cars only	BD29290	1
Cup Washer, on Self-Tapping Screws	BD532/1	8	LHD Cars only	BD29572	1



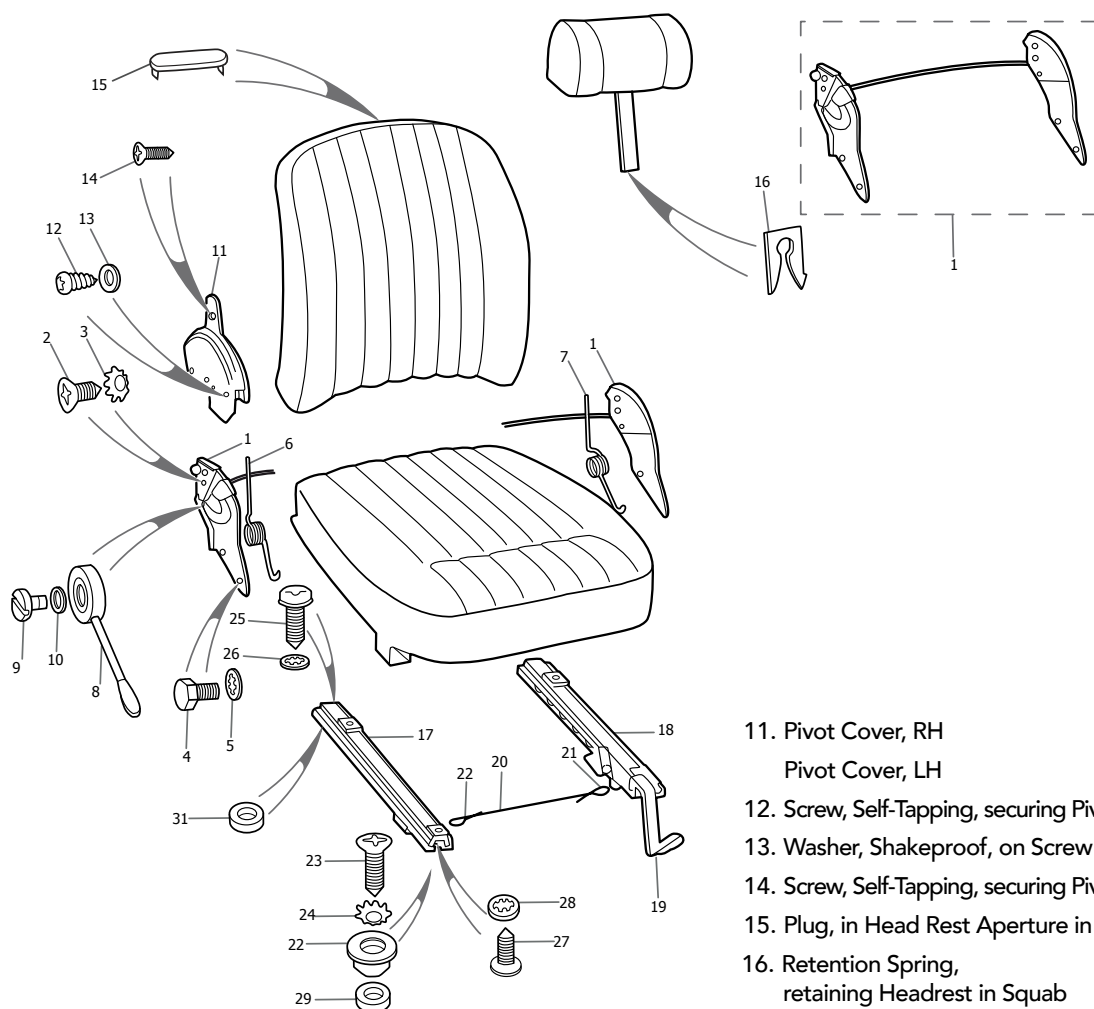
CENTRE CONSOLE & GEARBOX TUNNEL: 2+2

6. Centre Scuttle Top Casing Assembly				Gasket, under Cover Plate	BD25732	1
For RHD Cars only	BD29289	1		Screw, Self-Tapping, securing Cover Plate	DZZ410/8C	4
For LHD Cars only	BD29549	1		Sealing Plug (Rubber) in Gearbox Side Panels	BD10821	2
Screw, Self-Tapping, securing Top Casings	DAC604/14C	2		Sealing Plug (Rubber) in RH Gearbox Side Panel	BD28255	1
Cup Washer, on Self-Tapping Screws	BD532/1	2		Cover Plate, on side of Gearbox Tunnel	BD28441	1
Screw, Self-Tapping, securing Top Casings	DJN608/8C	3		Gasket, under Cover Plate	BD28442	1
Cup Washer, on Self-Tapping Screws	BD532/3	3		Screw, Self-Tapping, securing Cover Plate	DZZ410/8C	4
Spire Nut, on Self-Tapping Screws	BD8536/6	3		19. Tunnel Finisher Assembly, complete	BD32761	1
Radio Panel Assembly, above Gearbox Tunnel	BD34717	1		20. Tunnel Finisher (Trimmed)	BD28707	1
7. Face Panel Assembly, for Radio Panel	BD32506	1		21. Trim Panel, on top of Tunnel Finisher	BD32762	1
8. Spire Nut, securing Face Panel	BD12709	4		22. Ash Tray Assembly	BD32492	1
9. Mounting Panel, for Speakers	BD32445	2		Gauntlet Panel Assembly, complete	BD33799	1
Grille, in Mounting Panels	BD25350	2		Screw, Self-Tapping, securing Gauntlet Panel Assembly to Trim Panel	DZZ406/4C	7
Gasket (Fibre) behind Grilles	BD26854	2		Screw, Self-Tapping, securing Finisher to Tunnel at rear	DZZ406/8C	3
Distance Piece, on Studs	BD37871	8		23. Gauntlet Panel Assembly	BD33799	1
Nut, securing Mounting Panel and Grille	UCN116/L	8		24. Armrest and Stowage Compartment Assembly	BD28918	1
Washer, Shakeproof, under Nuts	C722	8		25. Armrest Assembly only	BD28919	1
Washer, Shakeproof, under Shakeproof Washer	AW102/T	8		Hinge, for Armrest	BD28926	1
10. Chrome Bolt, securing Radio Panel Assembly	BD19302	2		Setscrew, Chrome, securing Hinge	BD18092/2	6
11. Dome Nut, securing Radio Panel Assembly	C2327	2		Screw, Self-Tapping, securing Armrest and Stowage Compartment to Tunnel	DZZ406/8C	3
12. Chrome Washer, under Bolts and Nuts	BD848/2	4		26. Gauntlet Panel, trimmed	BD29748	1
Bracket Assembly, RH on Dash for fixing Radio Panel Assembly	BD24444	1		27. Decorative Ring, Chrome, at top of Gauntlet Panel	BD29419	1
Bracket Assembly, LH on Dash for fixing Radio Panel Assembly	BD24443	1		28. Gear Lever Boot, at top of Gauntlet Panel	BD29749	1
Setscrew, securing Bracket Assemblies to Dash	UFS419/4H	4		29. Chrome Ferule, at top of Gear Lever Boot	BD19728	1
Washer, Shakeproof, under Setscrew	C723/A	4		30. Ferule Base (Nylon)	BD19729	1
13. Trim Panel (Black Trim), in Radio Aperture	BD30786	1		31. Retainer Ring, securing Gear Lever Boot	NSS	1
14. Finisher Panel (Chrome), under Trim Panel	BD17354	1		32. Cover Plate, on Inspection Aperture in Rear Seat Pan	BD28078	2
Nut, securing Trim and Finisher Panels	UFN119/L	2		33. Gasket, under Cover Plate	BD28079	2
Washer, Shakeproof, under Nut	C723/A	2		34. Screw, Self-Tapping, securing Cover Plate	DZZ410/6	16
Washer, Special, under Shakeproof Washer	C1583	2				
15. Gearbox Cover	BD27643	1				
Screw, Self-Tapping, securing Gearbox Cover	DJZ410/10C	12				
Washer, Special (Oval) under Self-Tapping Screws	BD542/3	12				
Spire Nut, receiving Self-Tapping Screws	BD8536/2	8				
Seal, (Plastozote), sealing Gearbox Cover	BD26122	A/R				
16. Grommet, on Gearbox Cover for Change Speed Lever	BD27500	1				
17. Retainer, fixing Grommet on Gearbox Cover	BD27649	1				
Screw, Self-Tapping, securing Retainer	DAZ406/8C	6				
18. Sound Insulating Pad, under Gearbox Cover	BD27833	1				
Cover Plate, for Starter Motor Access	BD25731	1				

**ASHTRAY ASSEMBLY
BD32492**



FRONT SEATS: 2+2

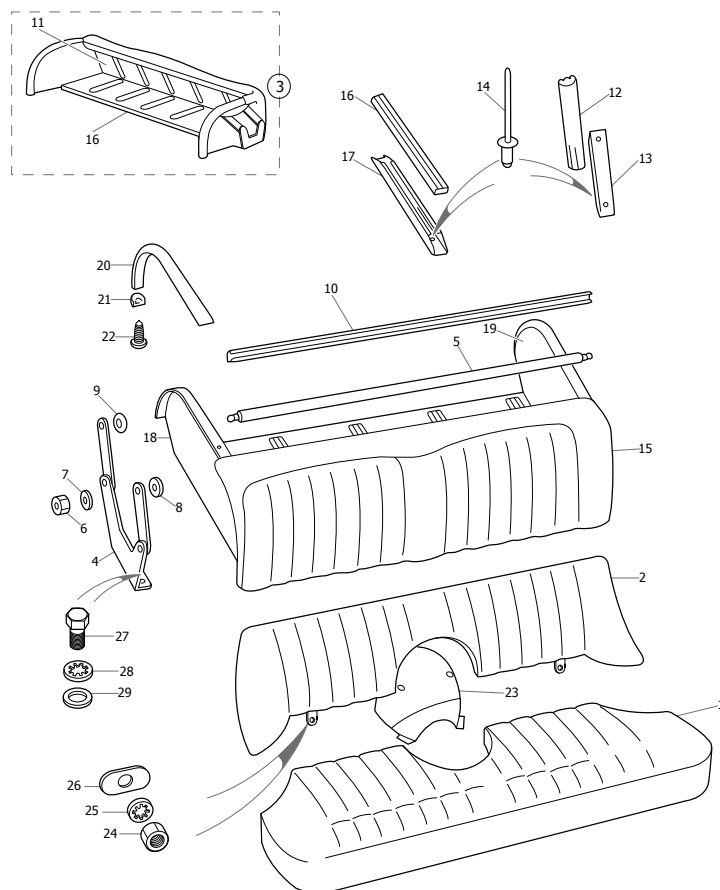


S2 2+2

1. Reclining Mechanism	BD33250	2	11. Pivot Cover, RH	BD36814	1
2. Setscrew, securing Reclining Mechanism to Squab	BD33497/4	8	Pivot Cover, LH	BD36815	1
3. Washer, Shakeproof, on Setscrews	BD2906/11	8	12. Screw, Self-Tapping, securing Pivot Covers	DAB804/4C	8
4. Setscrew, securing Reclining Mechanism to Seat Pan	UFS125/4R	8	13. Washer, Shakeproof, on Screw	AW106/T	8
5. Washer, Shakeproof, on Setscrews	C724/A	8	14. Screw, Self-Tapping, securing Pivot Covers	DAB004/8C	4
6. Torque Spring, RH, on Reclining Mechanism	BD33278	1	15. Plug, in Head Rest Aperture in Squab	BD36610	2
7. Torque Spring, LH, on Reclining Mechanism	BD33279	1	16. Retention Spring, retaining Headrest in Squab	BD36715	2
8. Lever, operating RH Reclining Mechanism	BD35545	1	17. Outer Slide (locking), for RH Seat	BD32707	1
Lever, operating LH Reclining Mechanism	BD35546	1	18. Inner Slide (locking), for RH Seat	BD27432	1
9. Setscrew, securing Lever to Seat	BD33255	2	Outer Slide (locking), for LH Seat	BD32706	1
10. Washer, Shakeproof, on Setscrew	C723/A	2	Inner Slide (locking), for LH Seat	BD27431	1
			19. Plastic Sleeve, on end of Slide Operating Levers	12528	2
			20. Tie Wire, connecting Outer Slide Locks to Inner Slide Locks	BD32693	2
			21. Keeper, securing Tie Wire to Locks	BD32694	4
			22. Fixing Boss, locating Seat Slides at front	BD27434	4
			23. Setscrew, securing Fixing Bosses to Floor	BD21509/6	4
			24. Washer, Shakeproof, on Setscrews	BD2906/10	4
			25. Setscrew, securing Slides to Floor at rear	BD27546/8	4
			26. Washer, Shakeproof, on Setscrew	C724	4
			27. Setscrew, securing Slides to Seats	BD27546/4	8
			28. Washer, Shakeproof, on Setscrew	C724	8
			29. Packing Piece, under Fixing Bosses at front and rear of seat slides	BD17648	8

REAR SEATS: 2+2

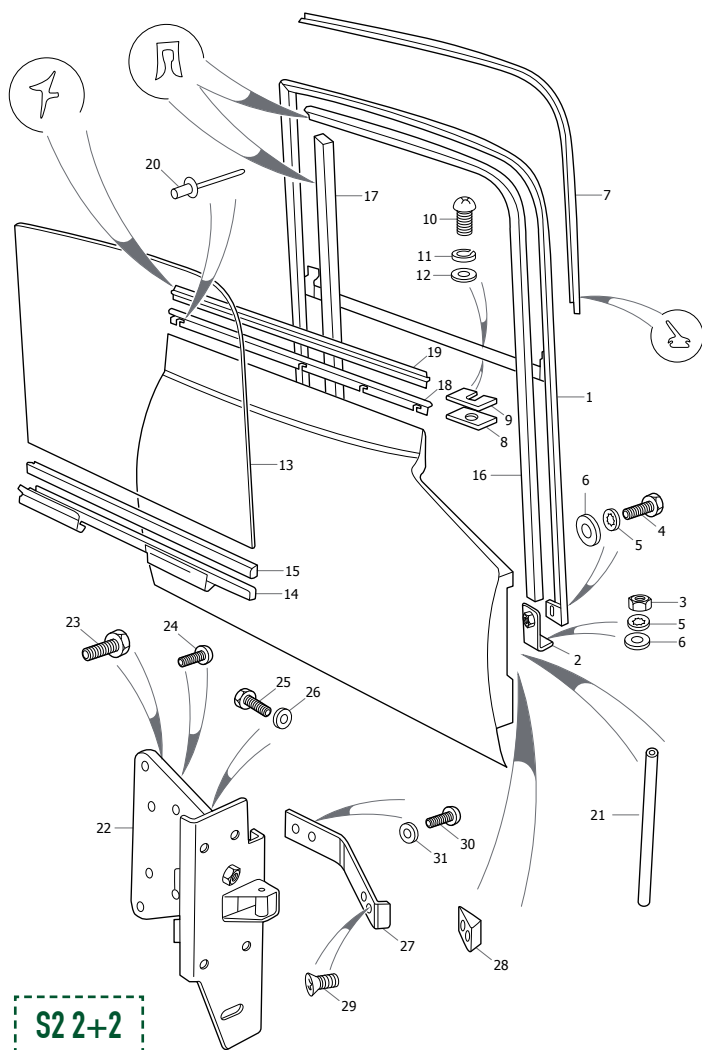
1. Rear Seat Cushion Assembly		
Chassis Nos. 1R.35001 to 1R.35222 - RHD, 1R.40001 to 1R.41502 - LHD	BD28731	1
Chassis Nos. from 1R.35223 - RHD, 1R.41502 - LHD	BD36737	1
2. Rear Squab Assembly , Lower		
Chassis Nos. 1R.35001 to 1R.35222 - RHD, 1R.40001 to 1R.41502 - LHD	BD28729	1
Chassis Nos. from 1R.35223 - RHD, 1R.41502 - LHD	BD36735	1
3. Rear Squab Assembly , Upper		
Chassis Nos. 1R.35001 to 1R.35222 - RHD, 1R.40001 to 1R.41502 - LHD	BD30238	1
Chassis Nos. from 1R.35223 - RHD, 1R.41502 - LHD	BD36770	1
4. Bracket and Links Assembly, RH mounting Upper Squab to Body	BD30226	1
Bracket and Links Assembly, LH mounting Upper Squab to Body	BD30227	1
5. Torsion Bar Assembly, connecting Forward Links of Mounting Brackets	BD30178	1
6. Nut, Self-Locking, securing Torsion Bar to Forward Links and Rear Links to Squab Side Panels	C8667/1	4
7. Washer (Brass), under Self-Locking Nut	BD541/33	4
8. Washer (Brass), between Forward Links and Rear Squab Side Panels	BD541/40	2
9. Washer (Brass) between Rear Links and Rear Squab Side Panels	BD541/19	2
10. Finisher Bead, at top of Upper Squab Clip and Rivet Assembly, securing Bead	BD29360/1 BD29334/1	1 5
11. Trim Panel Assembly, at back of Upper Squab	BD28872	1
12. Beading (Rubber) on Trim Panel	BD604/7	5
13. Retainer, for Beading	BD29251/1	5
14. Pop Rivet, securing Retainer to Trim Panel	BD1814/6	10
15. Trim Panel Assembly, on Upper Squab Base	BD29112	1
16. Beading (Rubber) on Trim Panel	BD604/11	5
17. Retainer, for Beading	BD29250/1	5
18. Trim Panel Assembly, on RH side Panel of Upper Squab	BD28944	1
19. Trim Panel Assembly, on LH side Panel of Upper Squab	BD28945	1
20. Trim Roll Assembly, at edge of RH side Panel Trim Roll Assembly, at edge of LH side Panel	BD29326 BD29327	1 1
21. Finisher (Chrome Plated) at bottom of Trim Rolls	BD29325	2
22. Screw, Self-Tapping, securing Chrome Finishers	DAC504/6C	2
23. Trim Panel Assembly, on Propeller Shaft Tunnel, at centre of Cushion	BD28730	1



S2 2+2

24. Nut, securing Lower Squab to Seat Pan	UFN125/L	2
25. Washer, Shakeproof, under Nut	C724	2
26. Washer, Special, under Shakeproof Washer	BD542/8	2
27. Setscrew, securing Upper Rear Squab to Floor	UFS125/5R	6
28. Washer, Shakeproof, on Setscrew	C724	6
29. Washer, under Shakeproof Washer	BD541/9	6

DOOR & WINDOW FRAMES: 2+2



1. Frame Assembly, for Window in RH Door	BD27804	1
Frame Assembly, for Window in LH Door	BD27805	1
2. Bracket, securing Window Frames to Door Shell	BD27761	4
3. Nut, securing Brackets to Doors	UFN125/L	4
4. Setscrew, securing Window Frames to Brackets	UFS125/4R	4
5. Washer, Shakeproof, under Nuts and Setscrews	C724	8
5. Washer, Plain, under Shakeproof Washer	FW104/T	8

7. Seal, Neoprene, on forward and top of Window Frames	BD21964/2	2
8. Packing Piece, between Window Frame and Waist Rail (.048")	BD20091/1	A/R
9. Packing Piece, between Window Frame and Waist Rail (.128")	BD20091/2	A/R
10. Setscrew, securing Window Frames at Waist Rails	BD23470/3	8
11. Washer, Shakeproof, on Setscrews	C738	8
12. Washer, Plain, under Shakeproof Washers	FW104/T	8
12. Washer, Plain, under Shakeproof Washers	AW102/T	8
13. Glass, for Door Windows		
Clear	BD27812	2
Tinted	BD29098	2
14. Regulator Channel, for RH Door Glass	BD27816	1
14. Regulator Channel, for LH Door Glass	BD27817	1
15. Everseal Strip, between Glass and Regulator Channel	BD4714	2
16. Run Channel Rubber, in front and top of Window Frame	BD28666	1
17. Run Channel Rubber, in rear of Window Frame	BD28209/2	2
18. Chrome Bead, at Top of RH Door	BD29358	1
18. Chrome Bead, at Top of LH Door	BD29359	1
19. Rivet Clip, securing Chrome Beads	BD26706/3	10
20. Outer Seal, (Neoprene) for Door Glass wipe	BD21073/4	2
21. Drain Tube (Rubber) for Doors	BD27874	2
22. Hinge Assembly, for RH Door	BD27680	1
Hinge Assembly, for LH Door	BD27681	1
23. Setscrew, securing Hinges to Doors	BD17034/5	8
24. Screw, Self-Tapping, securing Hinges	BD30161/3	4
25. Setscrew, securing Hinges to Body	BD13565/5	8
26. Washer, Spring, on Setscrews	FG105/X	8
27. Check Arm Assembly, for Doors	BD27794	2
28. Brass Cam, for Check Arm	BD22661	2
29. Setscrew, securing Cam to Check Arms	UCS519/4H	4
30. Setscrew, securing Check Arm to Door Hinges	UFS425/5H	4
31. Washer, Shakeproof, on Setscrews	C724	4

DOOR LOCKS & WINDOW REGULATOR: 2+2

(SEE DIAGRAM ON PAGE 441)

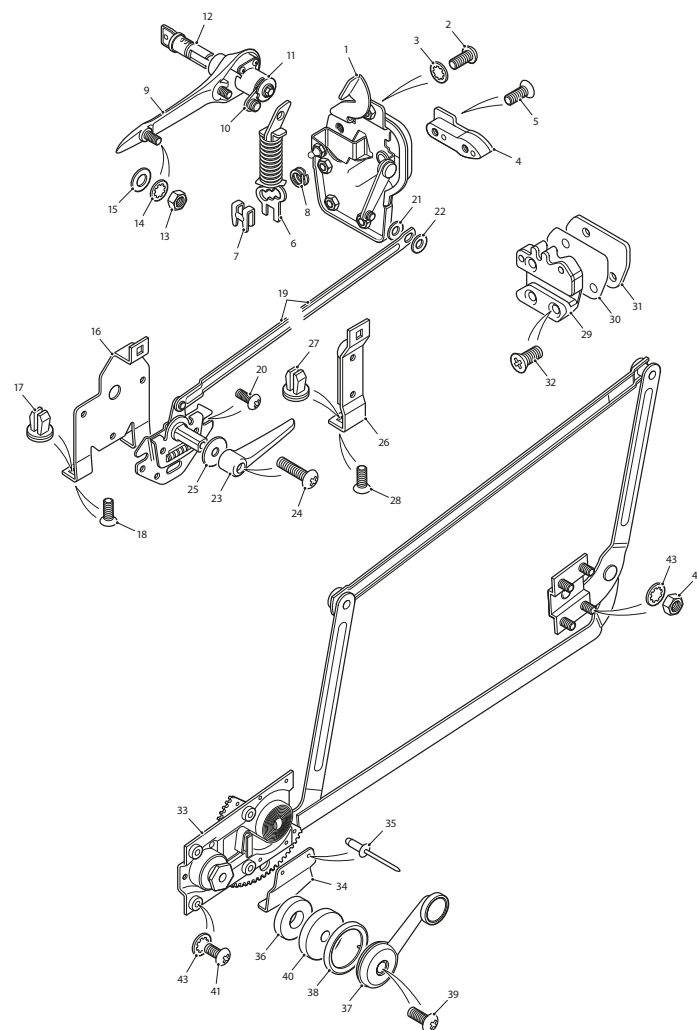
1. Lock Assembly, on RH Door	BD32618	1
Lock Assembly, on LH Door	BD32619	1
2. Setscrew, securing Locks to Doors	UCS819/3H	2
3. Washer, Shakeproof, under Screws	C723/A	4
4. Striker Guide, on RH Door	BD32372	1

4. Striker Guide, on LH Door	BD32373	1
5. Setscrew, Allen, securing Striker Guides Locks	BD32361/5	4
6. Link, between Lock and Outside Handle	BD32626	2
7. Spring Clip, securing Links to Lock Lever	BD23473	2
8. Washer, Spring, for Link Fixing at Locks	BD1708/9	2
9. Outside Handle, locking, on RH Door	BD19245	1

DOOR LOCKS & WINDOW REGULATOR: 2+2

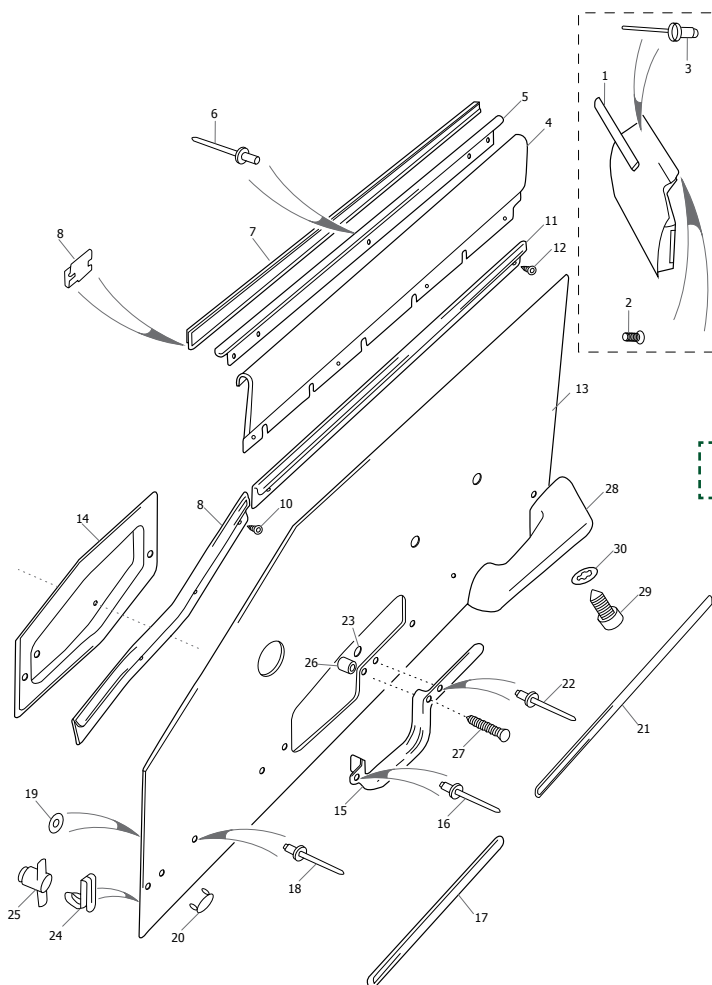
(CONTINUED FROM PAGE 440)

10. Operating Lever Assembly, for RH Door	7903	1
11. Housing, for Tension Spring in R.H. Door	9601	1
12. Locking Barrel, in R.H. Door Handle	BD12000	1
Outside Handle, locking, on LH Door	BD19246	1
Operating Lever Assembly, for LH Door	7904	1
Housing, for Tension Spring in LH Door	9602	1
Locking Barrel, in LH Door Handle	BD11999	1
13. Nut, securing Outside Handles	UFN119/L	4
14. Washer, Shakeproof, under Nut	C723/A	4
15. Washer, Plain, under Shakeproof Washer	AW102/T	4
16. Support Bracket, in Door, for RH Remote Control and Links Assembly	BD33740	1
16. Support Bracket, in door, for LH Remote Control and Links Assembly	BD33741	1
17. Nut (Plastic), in Support Bracket	C31973/11	6
18. Screw, Self-Tapping, securing Bracket	DAZ808/8C	6
19. Remote Control and Links Assembly, operating Door Locks	BD32620	2
20. Screw, securing Remote Control and Links Assembly	BD32206/1	6
21. Wavy Washer, at connection of Links to Locks	BD19575	2
22. Washer, Special, behind Spring Clips	BD19574	2
23. Inside Door Handle	BD32365	2
24. Screw (Wedglok), securing Inside Door Handle	C22234/1	2
25. Thrust Pad (Rubber), under Inside Door Handle	C26005	2
26. Bracket and Foam Pad Assembly, in Door, dampening vibrations in Remote Control and Link Assembly	BD32394	2
27. Nut (Plastic), in Support Bracket	C31973/11	4
28. Screw, Self-Tapping, securing Bracket	DAZ808/8C	2
29. Striker, for RH Door Lock	BD32370	1
29. Striker, for LH Door Lock	BD32371	1
30. Shim, Shakeproof, under Strikers	BD19297	2
31. Shim, packing Strikers (.036" thick)	BD19298	A/R
32. Setscrew, securing Strikers	BD21509/7	6
33. Window Regulator Assembly, in RH Door	BD32616	1
Window Regulator Assembly, in LH Door	BD32617	1
34. Guard, for gear on Window Regulator Assemblies	BD35926	2
35. Pop Rivet, securing Guards to Window Regulators	BD1814/12	4
36. Thrust Pad (Rubber), around Regulator Spindle	BD29101	1
37. Handle, operating Window Regulators	BD32364	2
38. Escutcheon, Chrome, for Regulator Handles	BD32354	2
39. Screw (Wedglok), securing Regulator Handles	BD34996/2	2
40. Thrust Pad (Rubber), behind Handle	BD24952/4	2
41. Setscrew, securing Regulators to Doors	UFS425/3H	8
42. Nut, securing Regulators to Doors	UFN125/L	8
43. Washer, Shakeproof, on Setscrews and Nuts	C724	16



S2 2+2

DOOR TRIM & ARMRESTS: 2+2

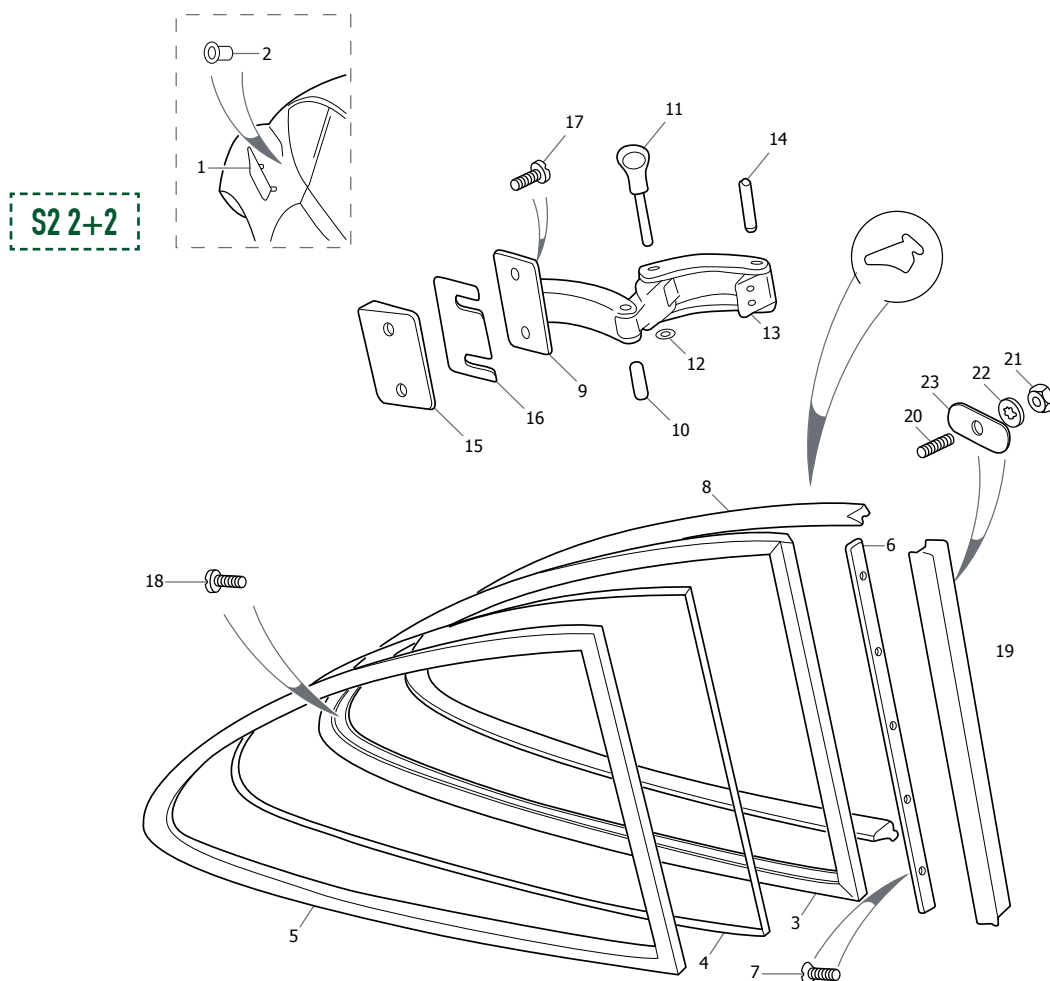


S2 2+2

1. Chrome Finisher Assembly, on RH Door	BD29284	1	14. Insert, RH, endosing recess for Door Handle	BD33744/45P	1
Chrome Finisher Assembly, on LH Door	BD29285	1	Casing Assembly, on LH Door	BD33717	1
2. Setscrew, securing Finisher and Seal	UCS016/3H	4	Insert, LH, endosing recess for Door Handle	BD33744/45P	1
3. Rivet Clip, securing Finishers	BD29334/1	8	15. Escutcheon, for recess in RH Casing	BD33744	1
4. Trim Panel Assembly, Upper, on RH Door	BD27862	1	Escutcheon, for recess in LH Casing	BD33745	1
Trim Panel Assembly, Upper, on LH Door	BD27863	1	16. Pop Rivet, securing Escutcheons to Casings	BD1814/6	2
5. Chrome Moulding, at top of Upper Trim Panels	BD28742	2	17. Chrome Finisher, Lower Front, on Casings	BD32614	2
6. Pop Rivet, securing Chrome Mouldings	BD1814/6	6	18. Rivet Clip, securing Front Chrome Finishers to Casings	BD26706/1	4
7. Weather Strip, Inner, for Door Glass wipe	BD20010/4	2	19. Washer, Plain, on Rivet Clips	AW105/T	4
8. Clip, securing Weather Strips	BD20082	10	20. Clip, securing Front Chrome Finishers to Casings	BD11546	2
9. Chrome Finisher, Front Upper, on RH Door	BD27854	1	21. Chrome Finisher, Lower Rear, on Casings	BD33747	2
Chrome Finisher, Front Upper, on LH Door	BD27855	1	22. Rivet Clip, securing Chrome Finishers to Casings	BD26706/1	6
10. Screw, Self-Tapping, securing Chrome Finishers to Doors	DAZ404/8C	6	23. Washer, Plain, on Rivet Clips	AW105/T	6
11. Chrome Finisher, Rear Upper, on RH Door	BD27856	1	24. Clip, securing Casings to Doors	BD21133	22
Chrome Finisher, Rear Upper, on LH Door	BD27857	1	25. Snapsac, receiving Clips	BD25375	22
12. Screw, Self-Tapping, securing Chrome Finishers and Trim Panel Assembly to Doors	DAZ404/8C	8	26. Distance Piece, between Escutcheon and Casing Insert	BD32394	2
13. Casing Assembly, on RH Door	BD33716	1	27. Screw, Self-Tapping, securing Casing through Spacer	DZZ906/20	2
			28. Armrest Assembly, on RH Door	BD36016	1
			Armrest Assembly, on LH Door	BD36017	1
			29. Setscrew, securing Armrests to Doors	BD23470/7	4
			30. Washer, Shakeproof, on Setscrew	C723/A	4
			Door Liner Panel (Plastic) on RH Inner Door Panel, behind Casing	BD32792	1
			Door Liner Panel (Plastic) on LH Inner Door Panel, behind Casing	BD32793	1

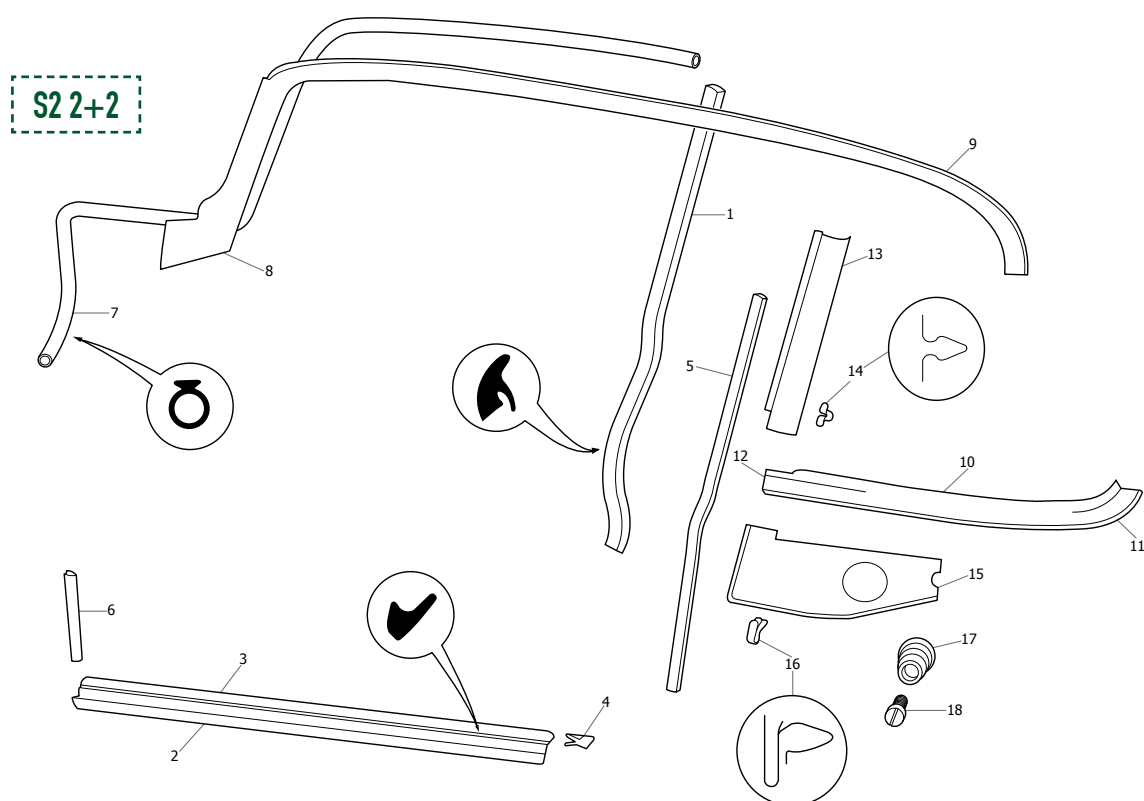
REAR QUARTER LIGHTS: 2+2

1. Chrome Finisher, below RH Quarter Light	BD29286	1	10. Hinge Pin, pivoting Catch Arm to Attachment Block	BD20467/7	2
Chrome Finisher, below LH Quarter Light	BD29287	1	11. Knob Pin, pivoting Rear Catch Arm	BD20467/3	2
2. Friction Bush, securing Finishers	BD26989	4	12. Washer, on Knob Pin	BD20467/4	2
3. Chrome Frame, for RH Quarter Light	NSS	1	13. Attachment Block, fixing Catch Arms to Frames	BD24406/2	2
4. Glass Insert for RH Quarter Light			14. Hinge Pin (Setscrew) pivoting Catch Arms at Attachment Block	BD21232	2
Clear	BD27882	1	15. Packing Piece, under Catches	BD27268	2
Tinted	BD29099	1	16. Shim, under Packing Piece	BD25722	A/R
5. Rubber Seal, sealing Glass inside Frame	BD17380/3	1	17. Screw, Self-Tapping, securing Catches to Body	DAC608/10C	4
Chrome Frame, for LH Quarter Light	NSS	1	18. Setscrew, securing Attachment Block to Quarter Light Frame	BD26619/2	4
Glass Insert for LH Quarter Light			19. Chrome Finisher Assembly, on RH Quarter Light Pillar	BD28202	1
Clear	BD27883	1	Chrome Finisher Assembly, on LH Quarter Light Pillar	BD28203	1
Tinted	BD29100	1	20. Stud, fixing Finishers to Body	BD14380/5	8
Rubber Seal, sealing Glass inside Frame	BD17380/3	1	21. Nut, on Studs	UFN119/L	8
Chrome Frame, for RH Quarter Light	NSS	1	22. Washer, Shakeproof, under Nuts	C723/A	8
6. Hinge Plate, for Quarter Lights	BD28184	2	23. Washer, Special, under Shakeproof Washers	BD542/9	8
7. Setscrew, securing Hinge Plates	BD4909/2	10			
8. Seal, Rubber, for Quarter Lights	BD20500/4	2			
9. Catch Assembly, operating RH Quarter Light	BD24406	1			
Catch Assembly, operating LH Quarter Light	BD24407	1			

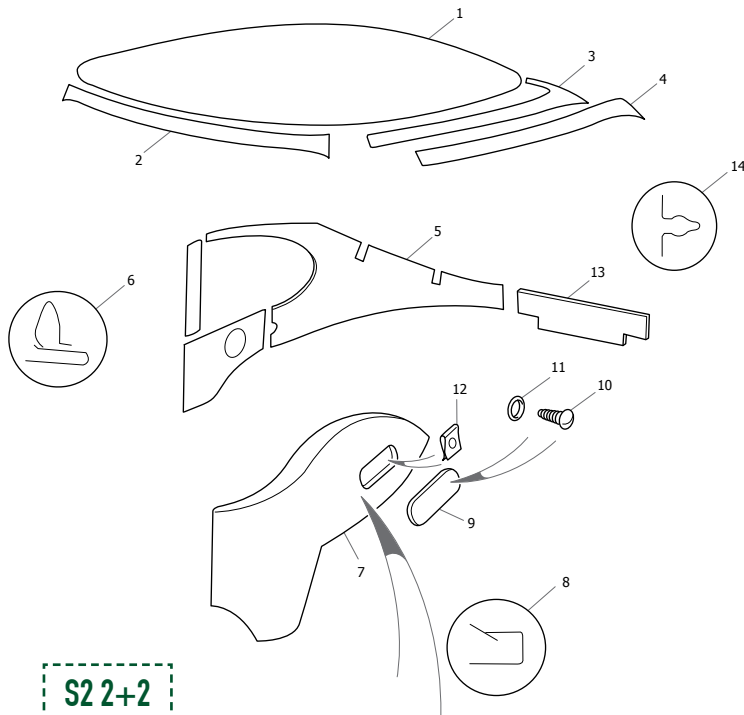


REAR DOOR & QUARTER LIGHT TRIM: 2+2

1. Seal (Rubber) for Door Shut Pillars	BD28434/1	2	10. Crash Roll Assembly, at top of RH Quarter Casing	BD28824	1
2. Draught Piping, on Shut Pillars	BD29553/1	2	Crash Roll Assembly, at top of LH Quarter Casing	BD28825	1
3. Seal (Rubber) for Door Sills	BD28447/1	2	11. Chrome Bead, on RH Crash Roll	BD28794	1
4. Chrome Finisher, at Edge of Door Sills	BD19129/1	2	Chrome Bead, on LH Crash Roll	BD28795	1
5. Clip, securing Chrome Finishers	BD16794	18	Clip, securing Chrome Beads	BD21358	4
6. Draught Piping, on 'A' Posts (Lower)	BD29553/2	2	Pop Rivet, securing Retainer Clips	BD1814/1	4
7. Seal and Retainer, for RH 'A' Post, Cantrail, and Windscreen Pillar	BD30301	1	12. End Finisher, on RH Crash Roll	BD28808	1
Seal and Retainer, for LH 'A' Post, Cantrail, and Windscreen Pillar	BD30302	1	End Finisher, on LH Crash Roll	BD28809	1
8. Crash Roll Assembly, on RH Cantrail	BD35785	1	Screw, Self-Tapping, securing Finishers	DAZ404/10C	2
Crash Roll Assembly, on LH Cantrail	BD35786	1	Screw, Self-Tapping, securing Crash Rolls to Body	DAZ404/10C	12
9. Chrome Bead, on RH Crash Roll	BD28757	1	13. Trim Panel Assembly, on RH Quarter Light Pillar	BD28902	1
Chrome Bead, on LH Crash Roll	BD28758	1	Trim Panel Assembly, on LH Quarter Light Pillar	BD28903	1
Clip, securing Chrome Bead	BD21358	2	14. Clip, securing Trim Panel Assemblies	BD25974	4
Pop Rivet, securing Clip	BD1814/1	4	15. Casing Assembly, below RH Quarter Light	BD28902	1
Screw, Self-Tapping, securing Crash Rolls to Body	DAZ404/10C	10	Casing Assembly, below LH Quarter Light	BD28903	1
Screw, Self-Tapping, securing Crash Rolls to Body	DAC606/16C	2	16. Clip, securing Casings	BD18068	4
			17. Escutcheon, at Safety Harness points	BD29631	2
			18. Special Screw, securing Escutcheons	BD24484	2



HEADLINING & REAR TRIM: 2+2



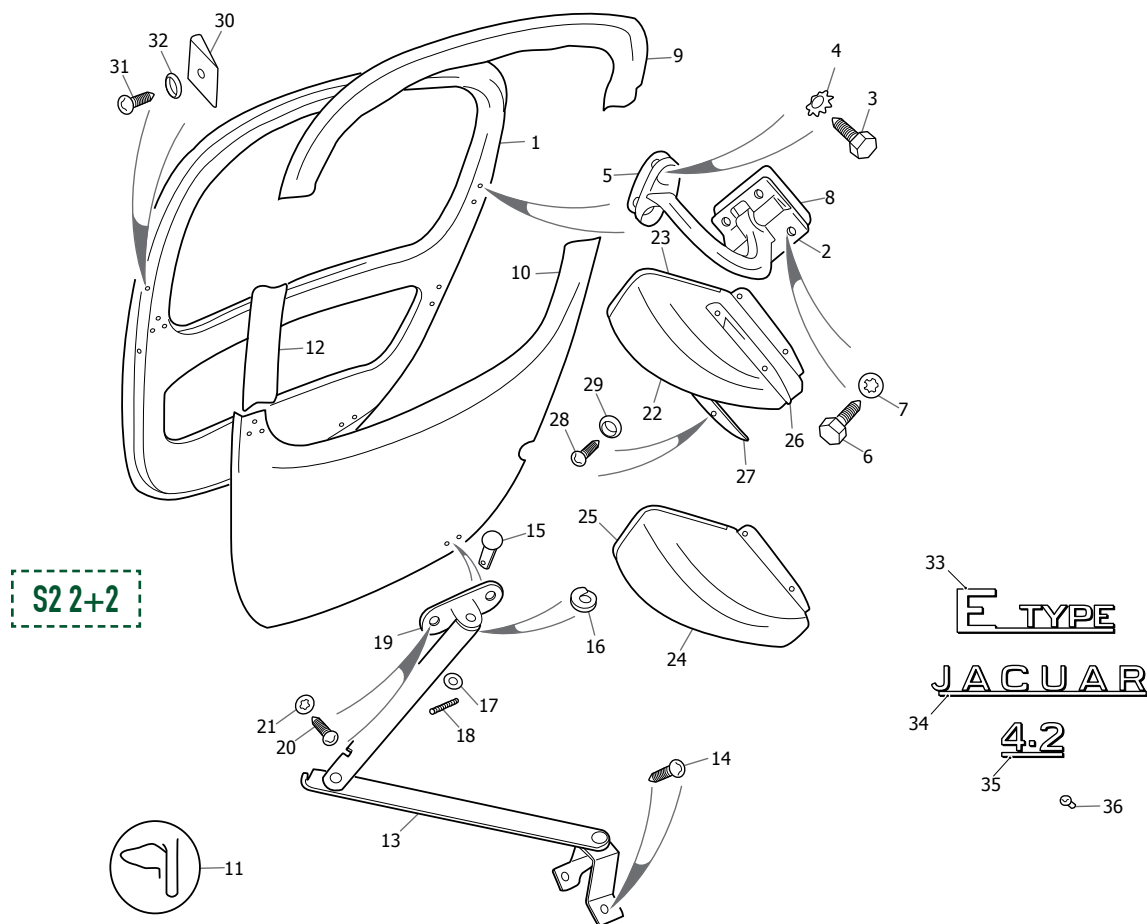
1. Headlining	BD33543	1
2. Trim Panel Assembly, for Windscreen Header Rail	BD33544	1
Screw, Self-Tapping, securing Trim Header Panel	DAC006/8C	2
Cup Washer, on Self-Tapping Screw	BD543/3	2

3. Facing Assembly (Headlining), on LH Panel Cantrail and Rear Trim Panel	BD33546	1
Facing Assembly (Headlining), on RH Panel Cantrail and Rear Trim Panel	BD33545	1
4. Pad (Polyurethane) behind Facings	BD28782	2
5. Casing Assembly, at RH side of Back Door Aperture	BD28906	1
6. Clip, securing RH Casing Assembly	BD18068	9
Casing Assembly, at LH side of Back Door Aperture	BD28907	1
Clip, securing LH Casing Assembly	BD18068	7
7. Facing Assembly, on RH Quarter and Rear Wheel Arch	BD29627	1
Facing Assembly, on LH Quarter and Rear Wheel Arch	BD29628	1
8. Clip, securing Facings to Body	BD10313	4
9. Facing Assembly (PVC), sealing aperture in RH Rear Wheel Arch	BD28169	1
Facing Assembly (PVC), sealing aperture in LH Rear Wheel Arch	BD28170	1
10. Screw, Self-Tapping, securing Facings	DAC606/14C	4
11. Cup Washer, on Self-Tapping Screws	BD543/3	4
12. Spire Nut, receiving Self-Tapping Screws	BD8536/4	4
13. Trim Panel Assembly, below Back Door Aperture	BD29245	1
14. Clip, securing Trim Panel	BD11309	4

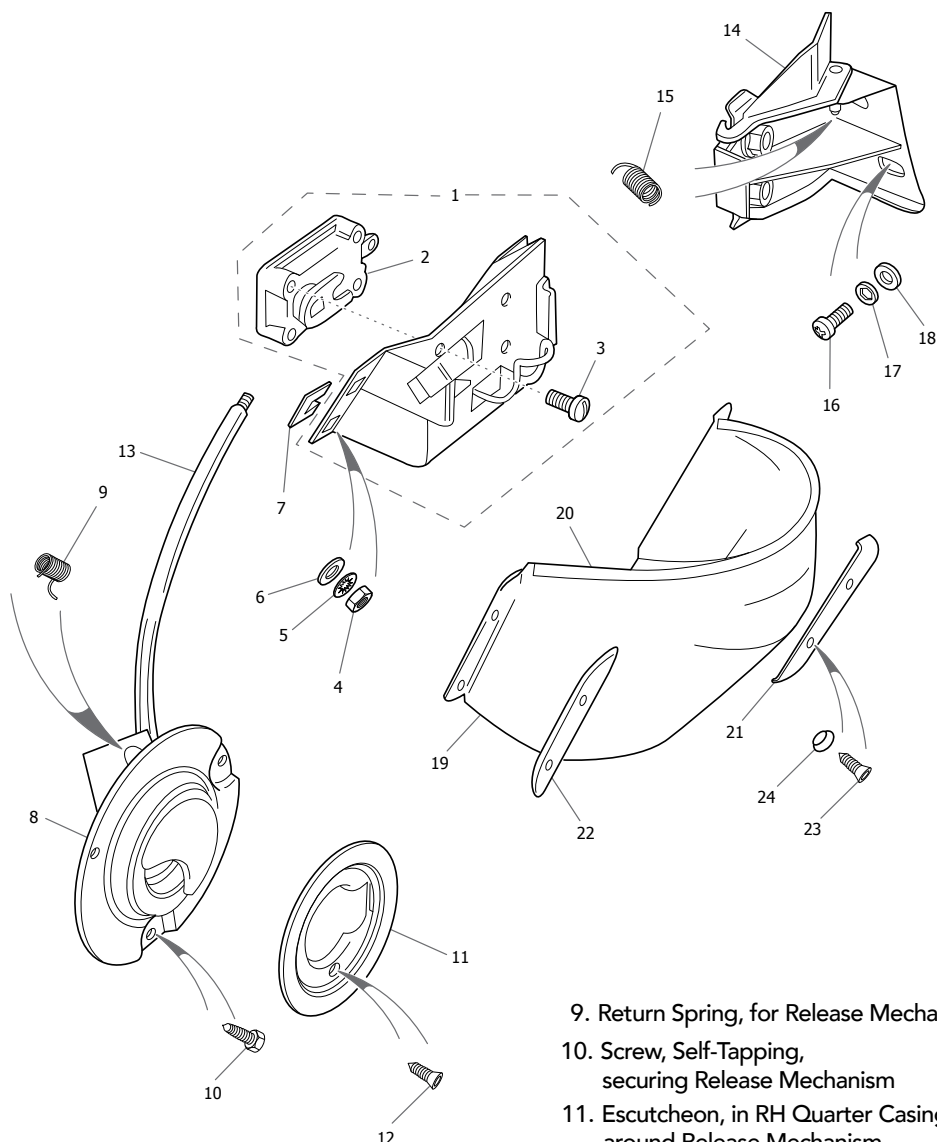


REAR DOOR HINGE & STAY: 2+2

1. Back Door Shell Assembly	BD19544	1	18. Split Pin, retaining Clevis Pin	L102/6U	1
2. Hinge Assembly, for Back Door	BD20261	2	19. Pivot Bracket Assembly, on Back Door for Prop	BD28246	1
3. Setscrew, securing Hinges to Back Door	BD17034/3	4	20. Setscrew, securing Pivot Bracket	BD13713/2	2
4. Washer, Shakeproof, on Setscrews	BD2906/6	4	21. Washer, Shakeproof, on Setscrews	BD21516/2	2
5. Shim, between Hinges and Back Door (.036" thick)	BD23163	A/R	22. Trim Panel Assembly (PVC), around Back Door Upper Hinge	BD28174	1
6. Setscrew, securing Upper Hinge to Body	UFS125/4R	4	23. Finishing Bead, at edge of Trim Panel	BD28311/2	1
7. Setscrew, securing Lower Hinge to Body	UFS125/5R	4	24. Trim Panel Assembly (PVC), around Back Door Lower Hinge	BD28312	1
8. Shim, between Hinges and Body (.036" thick)	BD23164	A/R	25. Finishing Bead, at edge of Trim Panel	BD28311/1	1
9. Casing Assembly, Upper, on Back Door	BD22725	1	26. Chrome Finisher, at front fixings of Trim Panels	BD28286	2
10. Casing Assembly, lower, on Back Door	BD20782	1	27. Chrome Finisher, at rear fixings of Trim Panels	BD28287	2
11. Clip, securing Casing	BD18068	14	28. Screw, Self-Tapping, securing Trim Panels	DAC606/14C	8
12. Casing Assembly, at RH side of Back Door, between Upper and Lower Casings	BD23763	1	29. Cup Washer, on Self-Tapping Screws	BD532/1	8
Clip, securing Casing	BD18068	2	30. Buffer, on Back Door	BD31972	2
13. Prop Assembly, supporting Back Door in open position	BD27357	1	31. Screw, Self-Tapping, securing Buffer	DAC604/14C	2
14. Screw, Self-Tapping, securing Prop to Body	DAC410/8C	3	32. Cup Washer, on Self-Tapping Screws	BD53211	2
15. Clevis Pin, retaining Prop in Pivot Bracket	C15542	1	33. "E TYPE" Emblem, on Back Door	BD27666	1
16. Washer, Double Coil Spring, on Clevis Pin	BD1708/4	2	34. "JAGUAR" Emblem, on Back Door	BD26762	1
17. Washer, Chrome, on Clevis Pin	BD848/2	1	35. "4.2" Emblem, on Back Door	BD26766	1
			36. Friction Bush, securing Emblems	BD25659	8



REAR DOOR LOCK: 2+2



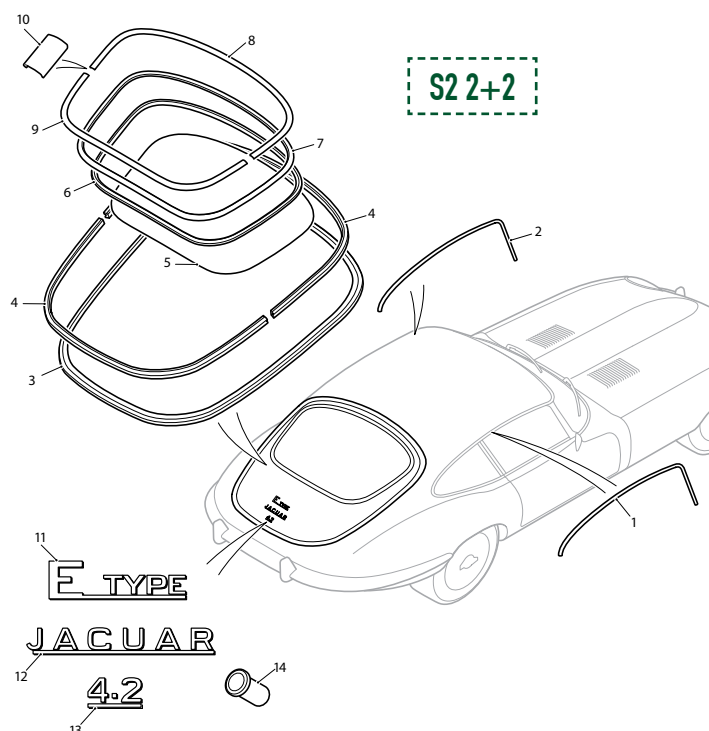
S2 2+2

1. Lock Assembly, Complete, for Back Door	BD27929	1
2. Lock Mechanism Assembly	BD20061	1
3. Setscrew, securing Lock Mechanism to Lock Housing	UFS419/5H	4
Spring, assisting opening of Back Door	BD20122	1
Return Spring, for Operating Lever	BD20573	1
Clip, for Operating Cable	BD29238	1
Screw, Self-Tapping, securing Clip	DZZ408/6C	1
Washer, Shakeproof, on Setscrew	AG102/X	1
4. Nut, securing Lock to Body	UFN125/L	4
5. Washer, Shakeproof, on Setscrews	C724	4
6. Washer, Special, under Shakeproof Washers	BD541/32	4
7. Shim, between Lock and Body	BD24863	A/R
8. Release Mechanism Assembly, in RH Quarter Casing, for Back Door Lock	BD27967	1

9. Return Spring, for Release Mechanism	BD21066	1
10. Screw, Self-Tapping, securing Release Mechanism	DAZ406/6C	3
11. Escutcheon, in RH Quarter Casing, around Release Mechanism	BD20900	1
12. Screw, Self-Tapping, securing Escutcheon	DAC504/4C	2
13. Control Cable, operating Back Door Lock	BD27970	1
Pad (Polyurethane), for Control Cable	BD22643	1
14. Striker and Safety Catch Assembly, for Back Door Lock	BD22596	1
15. Return Spring, on Safety Catch	BD20574	1
16. Setscrew, securing Striker to Back Door	UFS425/4H	3
17. Washer, Shakeproof, on Setscrews	C724	3
18. Washer, Special, under Shakeproof Washers	BD541/32	3
19. Trim Panel Assembly (PVC), around Back Door Lock	BD28314	1
20. Finishing Bead, at edge of Trim Panel	BD28310	1
21. Chrome Finisher, at front fixings of Trim Panel	BD28289	1
22. Chrome Finisher, at rear fixings of Trim Panel	BD28288	1
23. Screw, Self-Tapping, securing Trim Panel	DAC604/14C	4
24. Cup Washer, on Self-Tapping Screws	BD532/1	4

REAR DOOR GLASS & FITTINGS: 2+2

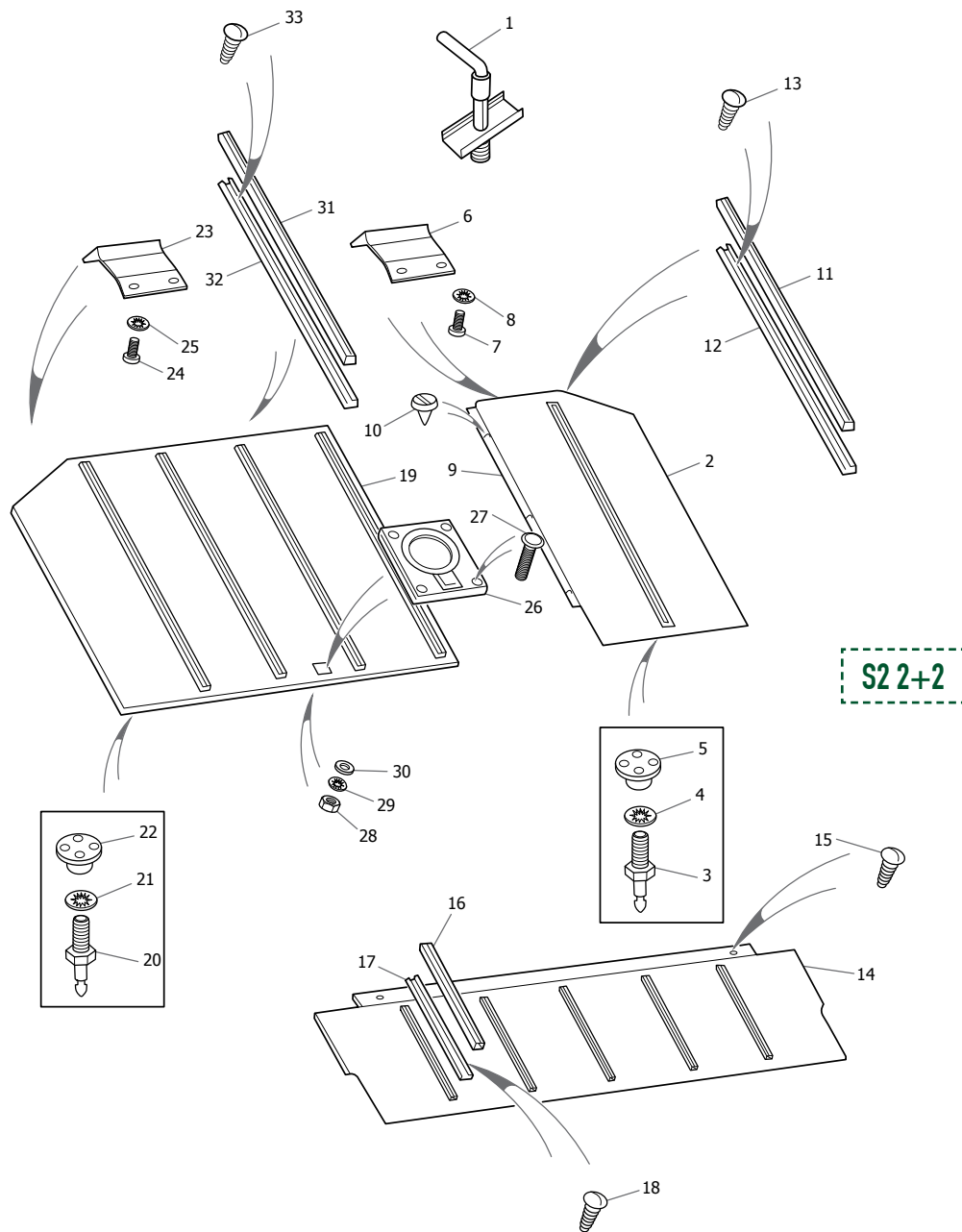
1. Chrome Finisher on RH Roof Gutter	BD29015	1
2. Chrome Finisher on LH Roof Gutter	BD29016	1
3. Finisher around Back Door Aperture	BD20163/1	1
4. Rubber Seal around Back Door Aperture	BD23347	2
5. Clear Glass in Back Door		
Non-Heated	BD19560	1
Heated	BD22740	1
Tinted Glass in Back Door		
Non-Heated	BD28234	1
Heated	BD22744	1
6. Rubber Seal around Back Door Glass		1
Non-Heated Rear Glass	BD20309	
Heated Rear Glass	BD27126	
Rubber Seal around Back Door Glass		1
7. Rubber Insert Seal	BD20201	1
8. Chrome Finisher at top of Rubber Seal	BD20159/1	1
9. Chrome Finisher at bottom of Rubber Seal	BD20159/2	1
10. Joint Piece for Chrome Finishers	BD5366/1	2
11. "E-Type" Emblem	BD27666	1
12. "Jaguar" Emblem	BD26762	1
13. "4.2" Emblem	BD26766	1
14. Friction Bush, securing Emblems	BD25659	8



BOOT BOARDS: 2+2

(SEE DIAGRAM ON PAGE 449)

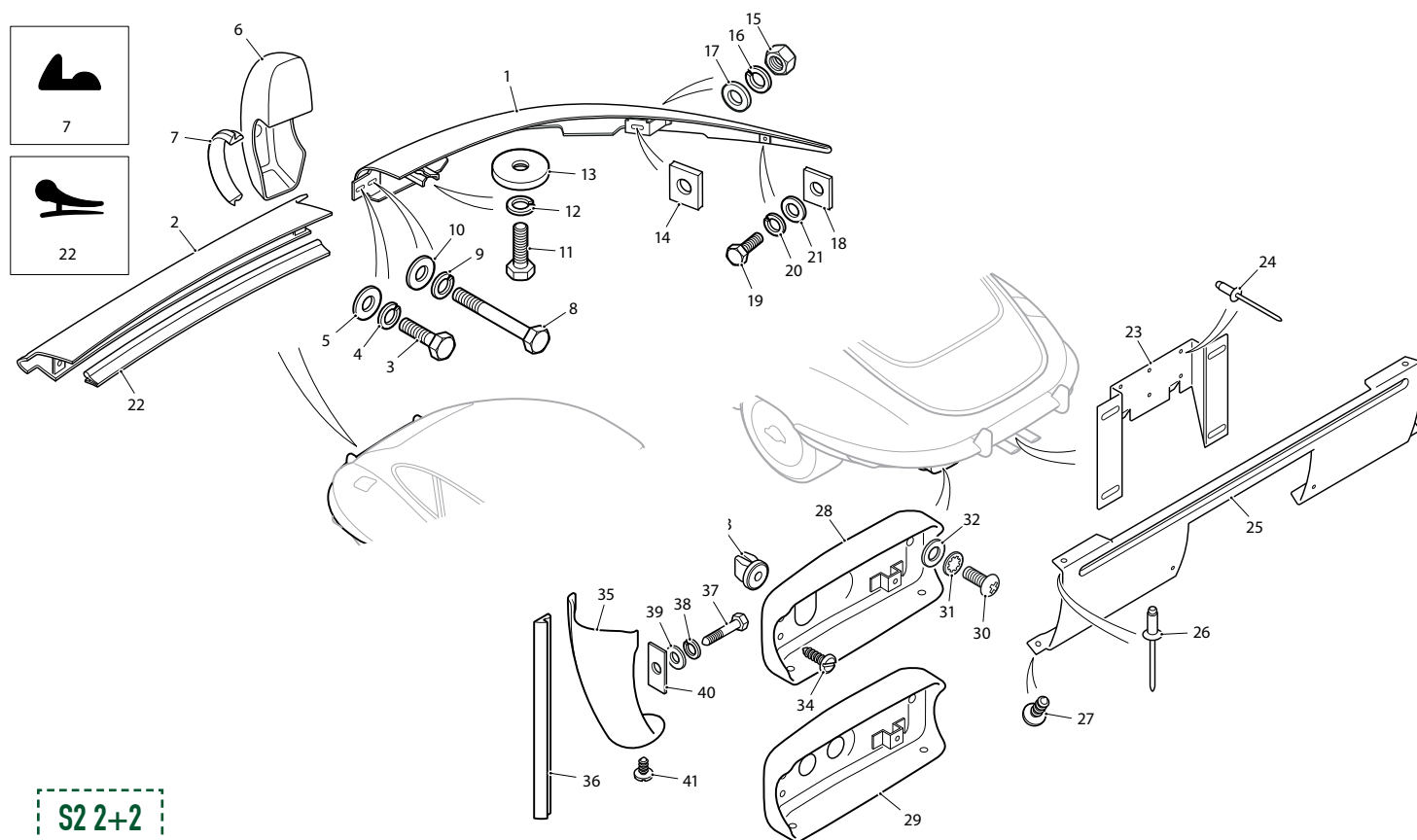
1. Spare Wheel Clamp Assembly	BD11007/1	1	9. Support Strip, at edge of Petrol Tank Cover	BD19055	1
Handle, operating Spare Wheel Clamp	BD10637	1	Woodscrew, securing Support Strip	MJ208/3R	6
Screw, in Handle	BD11008/1	1	10. Rubber Buffer, in Support Strip	BD4321	3
Mills Pin, locking Screw in Handle	C704/1	1	11. Rubber Beading, on Petrol Tank Cover	BD604/5	1
Clamp Plate, holding Spare Wheel	BD10639	1	12. Retainer, for Rubber Beading	BD29249/1	1
2. Cover Assembly (Trimmed), over Petrol Tank	BD28163	1	13. Screw, Self-Tapping, securing Retainer	DAZ406/6C	4
3. Stud, fixing Petrol Tank Cover	BD10958	1	14. Forward Luggage Floor Assembly (Trimmed)	BD28807	1
4. Washer, Shakeproof, on Stud	C723/A	1	15. Screw, Self-Tapping, securing Forward Luggage Floor to Body	DAJ404/6C	3
5. Tee Nut, receiving Stud	BD9909/5	1	16. Rubber Beading, on Forward Luggage Floor	BD604/13	5
6. Spring Clip, retaining Petrol Tank Cover to Body at rear	BD28138	1	17. Retainer, for Rubber Beading	BD29248/1	5
7. Setscrew, securing Spring Clip	UCS413/3H	2	18. Screw, Self-Tapping, securing Retainers to Forward Luggage Floor	DAZ406/6C	10
8. Washer, Shakeproof, on Setscrews	C721	2	19. Cover Assembly (Trimmed), over Spare Wheel	BD28162	1
Tee Nut, receiving Setscrews securing Spring Clip	BD9909/3	2	20. Stud, fixing Spare Wheel Cover	BD10958	1



(CONTINUED FROM PAGE 448)

21. Washer, Shakeproof, on Stud	C723/A	1	27. Setscrew, securing Finger Pull to Spare Wheel Cover	BD24396/4	4
22. Tee Nut, receiving Stud	BD9909/5	1	28. Nut, on Setscrews	UCN111/L	4
23. Spring Clip, retaining Spare Wheel Cover to Body at rear	BD28138	1	29. Washer, Shakeproof, under Nuts	C720	4
24. Setscrew, securing Spring Clip	UCS413/3H	2	30. Washer, Plain, under Shakeproof Washers	AW104/T	4
25. Washer, Shakeproof, on Setscrews	C721	2	31. Rubber Beading, on Spare Wheel Cover	BD604/12	4
Tee Nut, receiving Setscrews securing Spring Clip	BD9909/3	2	32. Retainer, for Rubber Beading	BD29249/1	4
26. Finger Pull, at front of Spare Wheel Cover	BD28158	1	33. Screw, Self-Tapping, securing Retainers to Spare Wheel Cover	DAZ406/6C	16

REAR BUMPERS & NUMBER PLATE CARRIER: 2+2



S2 2+2

1. LH Bar Assembly	BD35588	1	16. Washer, Spring, under Nuts	FG106/X	2
RH Bar Assembly	BD35587	1	17. Washer, Plain, under Spring Washers	FW106/T	2
2. Centre Bar Assembly	BD35611	1	18. Seal (Rubber) between Bumper and Body	BD18947/3	2
3. Setscrew, securing Centre Bar to RH and LH Bars	UFS137/6R	2	19. Setscrew, securing Bumper Assembly to Rear Wings	UFS131/6R	2
4. Washer, Spring, on Setscrews	FG105/X	2	20. Washer, Spring, on Setscrews	FG106/X	2
5. Washer, Plain, under Spring Washers	FW106/T	2	21. Washer, Plain, under Spring Washers	FW106/T	2
6. LH Over Rider Assembly	BD35594	1	22. Seal (Rubber) between Rear Bumper and Body	BD35977/1	1
RH Over Rider Assembly	BD35593	1	23. Rear Number Plate Carrier, on Panel	BD35627	1
7. Beading (PVC) between Over Riders and Bumper Bars	209	4	24. Pop Rivet, securing Carrier to Panel	BD11712/1	6
8. Bolt, securing Over Riders to Bumper Assembly	UFB137/23R	2	25. Finisher (Stainless), on Rear Number Plate Panel	BD35962	1
9. Washer, Spring, on Bolts	FG106/X	2	26. Pop Rivet, securing Finisher to Panel	BD1814/1	2
10. Washer, Plain, under Spring Washers	FW105/T	2	27. Screw, Self-Tapping, securing Finisher to Mounting Panel	DAC806/8C	2
11. Setscrew, securing Bumper Assembly to Body at rear	UFS137/8R	2	Mounting Panel Assembly, for RH Tail/Flasher Lamp	BD35683	1
12. Washer, Spring, on Setscrew	FG106/X	2	28. Mounting Panel Assembly, for LH Tail/Flasher Lamp	BD35684	1
13. Washer, Plate, behind Spring Washers	BD33118	2	Mounting Panel Assembly, for RH Tail/Flasher Lamp	NLA	1
14. Seal (Canvas/Rubber) between Bumper and Body at side	BD28523	2			
15. Nut, securing Bumper Assembly to Body at side	UFN137/L	2			

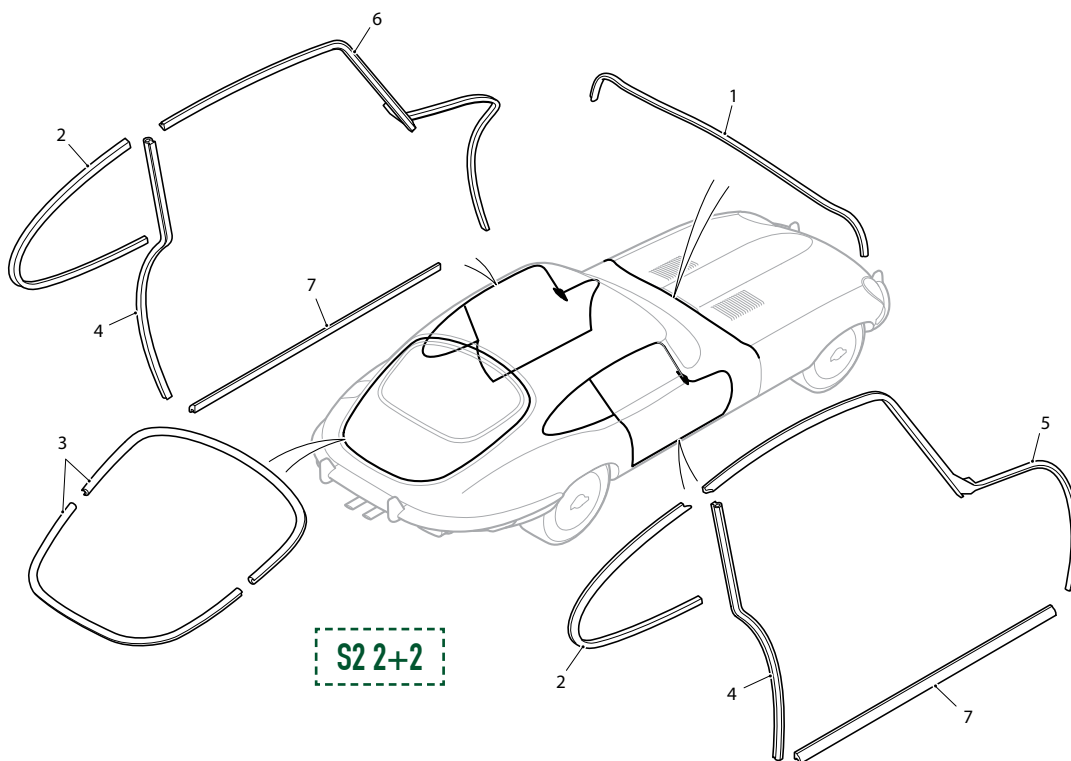
REAR BUMPERS & NUMBER PLATE CARRIER: 2+2

(CONTINUED FROM PAGE 450)

29. Mounting Panel Assembly, for LH Tail/Flasher Lamp	NLA	1	35. Tail Finisher, behind LH Mounting Panel	BD35741	1
30. Setscrew, securing Mounting Panel to Rear Number Plate Panel	UFS819/3H	4	36. Finisher Seal (Rubber) between Tail Finishers and Body	BD25318/1	2
31. Washer, Shakeproof, under Setscrews	C723/A	4	37. Bolt, securing Tail Finishers	UFB131/28R	2
32. Washer, Plain, under Shakeproof Washers	AW102/T	4	38. Washer, Spring, on Bolts	FG105/X	2
33. Nut (Plastic), in Support Bracket	C31973/11	4	39. Washer, Plain, under Spring Washers	FW105/T	2
34. Screw, Self-Tapping, securing Mounting Panel to Support Bracket	DAZ808/8C	4	40. Reinforcing Washer, under Plain Washers	BD35780	2
Tail Finisher, behind RH Mounting Panel	BD35740	1	41. Screw, Self-Tapping, securing Tail Finisher to Mounting Panel	DAC806/8C	2

RUBBER SEALS: 2+2

1. Rubber Seal at rear edge of Bonnet	BD20903/1	1
2. Quarter Light Rubber Seals	BD20500/4	2
3. Back Door Aperture Rubber Seal	BD23347	2
4. Shut Pillar Rubber Seal	BD28434/1	2
5. RH A Post Rubber	BD30301	1
6. LH A Post Rubber	BD30302	1
7. Door Sill Rubber Seal	BD28447/1	2



ELECTRICAL SYSTEM ...

S1 3.8

- 453 • STARTER MOTOR & FUEL PUMP
- 454 • DYNAMO, DISTRIBUTOR & IGNITION COIL
- 456 • INSTRUMENT PANEL
- 458 • SPEEDOMETER, REV COUNTER & FITTINGS
- 460 • INDICATOR, HORN PUSH & WIPER MOTOR
- 461 • BATTERY, HORN & COOLING FAN MOTOR

S1 4.2

- 462 • ALTERNATOR & STARTER MOTOR
- 463 • FUEL PUMP, IGNITION COIL,
- 464 CONTROL BOX & FUSES
- DISTRIBUTOR
- 464 • INSTRUMENT PANEL
- 466 & SWITCH GEAR
- SPEEDOMETER & REV COUNTER
- 468 • CHOKE CONTROLS
- 469 • HORN & INDICATOR SWITCH
- 469 • WIPER MOTOR, ARMS & BLADES
- 470 • BATTERY & COOLING FAN MOTOR

471 ELECTRICAL UPGRADES

S1.5

- 472 • ALTERNATOR & STARTER MOTOR
- 473 • FUEL PUMP, IGNITION COIL, CONTROL BOX & FUSES
- 474 • DISTRIBUTOR
- 474 • SWITCH GEAR
- 475 • INSTRUMENT PANEL & FUSES
- 476 • SPEEDOMETER & REV COUNTER
- 477 • CHOKE CONTROLS
- 478 • HORN & INDICATOR SWITCH
- 479 • WIPER MOTOR
- 480 • BATTERY & COOLING FAN MOTOR

S2

- 481 • ALTERNATOR & STARTER MOTOR
- 482 • FUEL PUMP & IGNITION COIL
- 483 • DISTRIBUTOR
- 483 • SWITCH GEAR
- 484 • INSTRUMENT PANEL & FUSES
- 485 **IGNITION UPGRADES**
- 486 • SPEEDOMETER & REV COUNTER
- 488 • CHOKE CONTROLS
- HORN, RELAYS &
- 489 OTHER ELECTRICAL
- STEERING COLUMN SWITCHES & HORN PUSH
- 490
- 492 • WIPER MOTOR
- 493 • BATTERY & COOLING FAN MOTOR

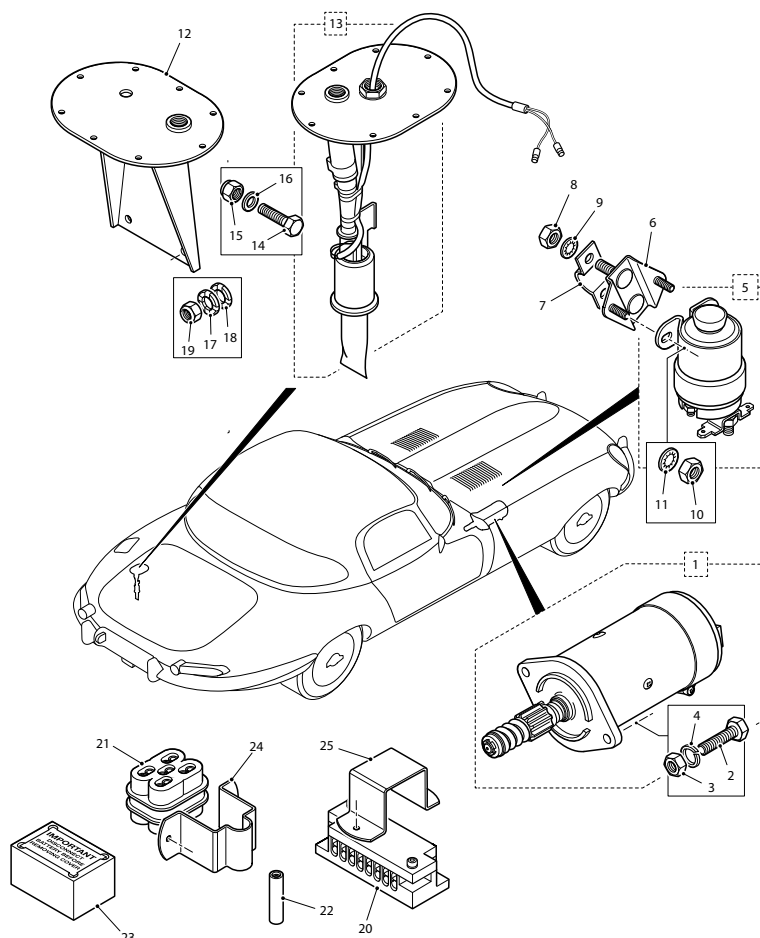
STARTER MOTOR & FUEL PUMP: S1 3.8

1. Starter Motor	C12679	1	13. Petrol Pump Assembly	C19919	1
Upated High Torque Starter Motor	USM002	1	14. Bolt, securing Petrol Pump to Mounting Bracket	UFB125/8R	2
Brush	2804	1	15. Nut, Self-Locking, on Bolts	C8667/1	2
Bracket, Commutator End	6653	1	16. Washer, Plain, under Nuts	FW104/T	2
Bearing, for C.E. Bracket	2801	1	17. Special Washer, for Pump Mounting	C18952	2
Bearing, for D.E. Bracket	2812	1	18. Special Washer, for Pump Mounting	C18953	2
Pinion and Sleeve	2803	1	19. Self-Locking Nut, securing Pump	C8667/1	2
2. Bolt, securing Starter Motor	UFB137/13R	2	20. Connector Block	C2532	1
3. Nut, on Bolts	UFN137/L	2	21. Connector Block, for Screen Wiper Cable	3571	1
4. Washer, Spring, under Nuts	FG106/X	2	22. Connector Block, for Screen Wiper Cable	3586	1
5. Solenoid For Starter Motor	C19468	1	23. Terminal Block, for Petrol Pump Harness	C18346	1
Rubber Cap	8710	1	24. Fixing Strap, for Screen Wiper Connector Block	C17435	2
6. Bracket Assembly, for mounting of Solenoid	C17106	1	Screw, Self-Tapping, securing Strap	BD711/3	2
7. Clamp, for Bracket	C17107	1	25. Bracket, for Connector Block fixing	C2796	1
8. Nut, securing Bracket to Side Member	UFN125/L	2	Nut, securing Bracket and Connector Blocks	UCN113/L	4
9. Washer, Shakeproof, under Nuts	C724	2	Washer, Shakeproof, under Nuts	C721	4
10. Nut, securing Solenoid to Bracket	UFN119/L	2	Nut, securing Petrol Pump Connector Block	UCN119/L	2
11. Washer, Shakeproof, under Nuts	C723/A	2	Washer, Plain, under Nuts	AW102/T	2
12. Bracket Assembly, for mounting of Petrol Pump	C18907	1			

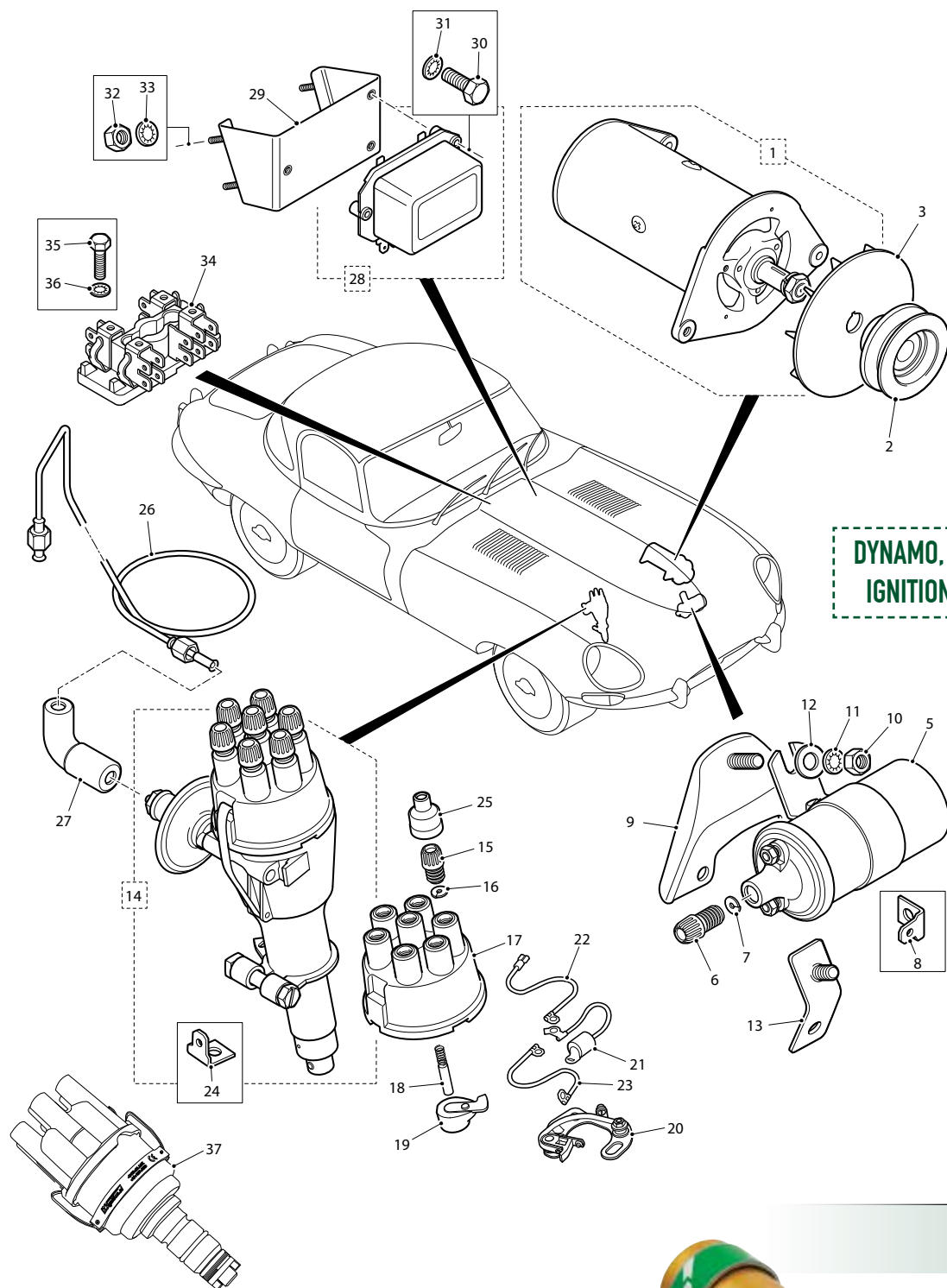
STARTER MOTOR & FUEL PUMP - S1 3.8

UPRATED STARTER MOTOR USM002

See page 471 for full details.



DYNAMO, DISTRIBUTOR & IGNITION COIL: S1 3.8



**DYNAMO, DISTRIBUTOR &
IGNITION COIL - S1 3.8**

**ELECTRONIC DISTRIBUTOR
123IGN**
See page 485 for full details

**LUCAS SPORT COIL
DLB105**

Upgraded coil with a
push-in terminal.

Lucas

See page 471 for more
electrical upgrades



DYNAMO, DISTRIBUTOR & IGNITION COIL: S1 3.8

DYNAMO FITTED FROM CHASSIS NO. 850001 TO 850091. 875001 TO 875385. 860001 TO 860004. 885001 TO 885020.

1. Dynamo C45	C15255	1
Alternator as Dynamo	C15255CONV	1
Brush	7906	1 SET
Bearing, for C.E. Bracket	2754	1
Bearing, for D.E. Bracket	2757	1
Armature	8233	1
Field Coils	2789	1 SET

DYNAMO FITTED TO CHASSIS NO. 850092 AND SUBS. 875386 AND SUBS. 860005 AND SUBS. 885021 AND SUBS.

Dynamo C42	C18286	1
Alternator as Dynamo	C18286CONV	1
Brush	8583	1 SET
Spring, for Brush Tension	9017	1 SET
Washer, Plain, at Dynamo mounting	FW105/T	1

2. Dynamo Pulley

Engine No. R.1001 to R.1509.	C14590	1
Engine No. R.1510 to R.5249.	C18227	1
Engine No. R.5250 and subs.	C19520	1

3. Fan For Dynamo Pulley

Engine No. R.1001 to R.1509.	C7428	1
Engine No. R.1510 and subs.	C18300	1
Screw, Set, securing Dynamo Belt Tension	UCS131/10R	1
Nut, Self-Locking, on Setscrew	C5454	1
Washer, Plain, under Nut	FW105/T	1

5. Ignition Coil

Lucas Sports Coil - Push In	DLB105	1
-----------------------------	--------	---

6. Nut, in centre of Coil, for attachment of Ignition Cable

	C5451	1
--	-------	---

7. Washer for attachment of Ignition Cable

Terminal Nut	C5452	1
Washer, Shakeproof, under Nuts	6472	2
	C723/A	2

8. Lucar Blade, for connection of Switch and Contact Breaker Cables

	8638	2
--	------	---

9. Bracket Assembly, Mounting Ignition Coil

Stud, in Engine Breather Housing, mounting Coil	C8047	1
	C6558	1

10. Nut, securing Coil

	UFN125/L	2
--	----------	---

11. Washer, Shakeproof, under Nuts

	C724	2
--	------	---

12. Washer, Plain, under Shakeproof Washers

	FW104/T	2
--	---------	---

13. Extension Assembly For Coil Bracket

Chassis No. 850092 and subs. 875386 and subs. 860005 and subs. 885021 and subs.	C18525	1
---	--------	---

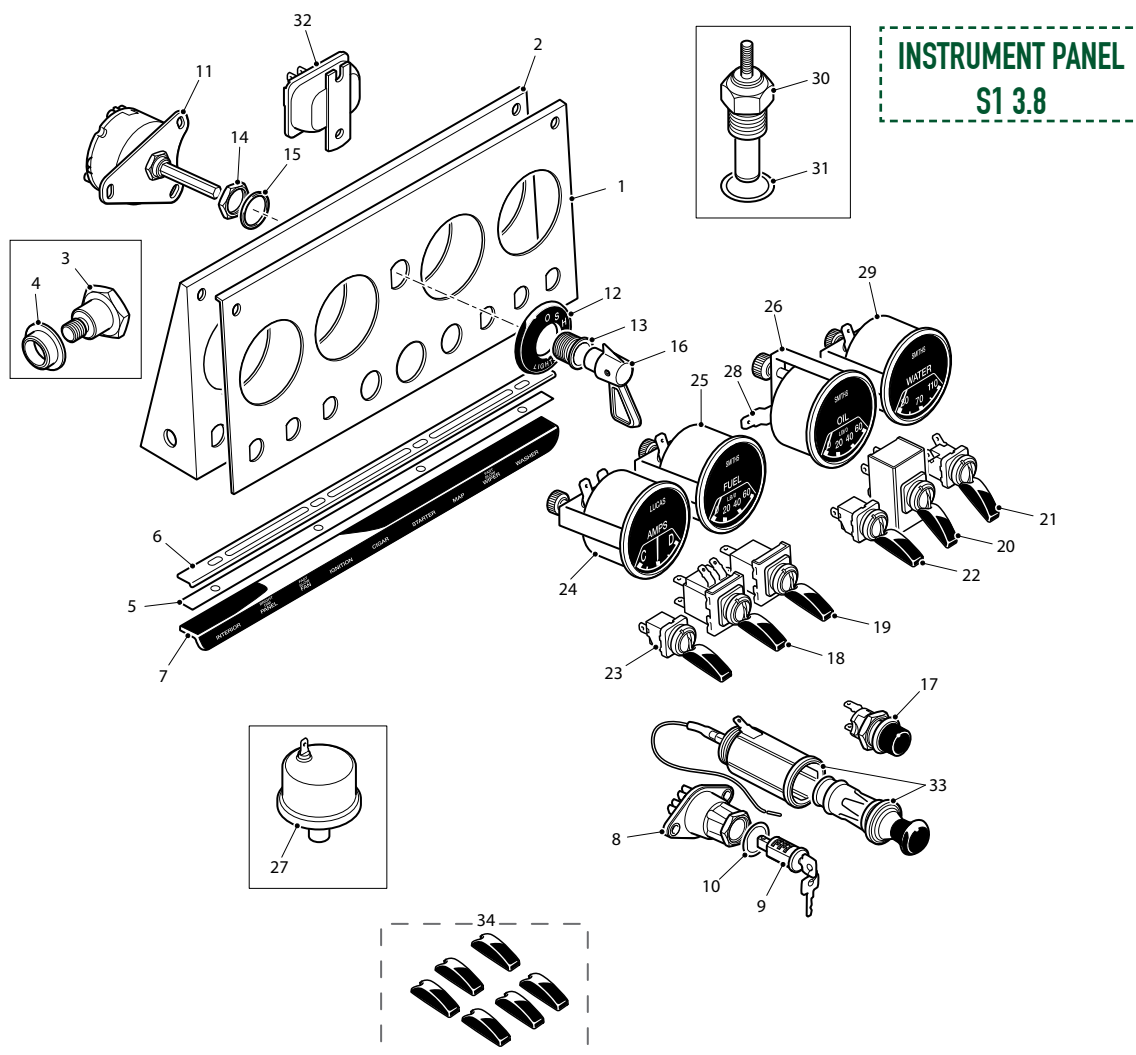
DISTRIBUTOR DMBZ FITTED FROM ENGINE NO. R.1001 TO R.9999. RA.1001 TO RA.1381.

14. Distributor DMBZ	C14269	1
15. Nut, for connection of High Tension Cables	C11906	7
16. Washer for end of High Tension Cables	C5452	7
17. Cap	6478	1
18. Brush and Spring, inside Cap	6479	1
19. Rotor	JLM263	1
20. Contact Set	C11990	1
21. Condenser	C11991	1
Bearing, for Base Plate	2755	1
22. Lead, Low Tension	600329/A	1
23. Lead, Earth	6489	1
Vacuum Unit	8236	1
Bearing	2755	1
Oil Seal	418723	1

DISTRIBUTOR 22D6 FITTED TO ENGINE NO. RA.1382 AND SUBS.

Distributor 22D6	C25285	1
Nut, for connection of H.T. Cables	C11906	7
Copper Washer, for end of H.T. Cables	C5452	7
Cap	JLM9523	1
18. Brush and Spring, inside Cap	CD3045	1
19. Rotor	JLM263	1
20. Contact Set	JLM9520	1
21. Condenser	JLM9656	1
22. Lead, Low Tension	600329/A	1
23. Earth Lead	9934	1
Weight, Auto Advance	9936	2
Vacuum Unit	9969	1
Oil Seal	513682J	1
Driving Dog	513679J	1
25. Cable Sleeve, for Distributor Cables	C28854	7
26. Suction Pipe for Distributor Vacuum Unit		
Engine No. R.1001 to R.9999.		
RA.1001 to RA.1381.	C12336	1
Engine No. RA.1382 and subs.	C21576	1

INSTRUMENT PANEL: S1 3.8



1. Instrument Panel Assembly	C16257	1	3. Pivot Screw, for Instrument Panel	C16258	2
2. Face Panel, for Instrument Panel			Fibre Washer, under Head of Pivot Screws	C782	2
Chassis No. 850001 to 850609.			4. Nylon Bush, on Pivot Screws	C16318	2
875001 to 878301. 860001 to 860912.			5. Light Filter For Indicator Strip	C15289	1
885001 to 887131.	C18555	1	6. Chrome Finisher at Top of Indicator Strip	C15916	1
Chassis No. 850610 and subs.			7. Indicator Strip, at Bottom of Instrument Panel, Detailing Switch Positions		
878302 and subs. 860913 and subs.	C20740	1	RHD Cars	C15609	1
887132 and subs.	UFS419/2H	3	LHD Cars	C15610	1
Screw, Set, for fixing of Cable Clips	C723/A	3	Screw, Self-Tapping, securing Indicator Strip	BD17503/2	4
Washer, Shakeproof, on Setscrews	UCN116/L	6	Bulb (2 watt Lilliput) illuminating Indicator Strip	C15787	3
Nut, for fixing of Switches, Fuel Indicator Plate and Earth Connections	BD541/29	6	8. Ignition Switch	C15454	1
Washer, Plain, under Nuts	C722	6	Locking Ring (Chrome)	9401	1
Washer, Shakeproof, under Nuts	C17473	1	9. Barrel, for Ignition Switch	BD10610	1
Fuse Indicator Plate	C15785	2	10. Adaptor Plate, for fixing of Ignition Switch	C15667	1
Fixing Screw, for Instrument Panel	BD5453	2			
Fibre Washer, on Fixing Screws					

INSTRUMENT PANEL: S1 3.8

11. Road Lights Switch	C18188	1	27. Electric Element, for Oil Pressure Gauge	C15474	1
12. Escutcheon, for Road Lights Switch	C15449	1	28. Lucar Blade, for cable connection to		
13. Hollow Bolt, securing Escutcheon	C15452	1	Oil Pressure Gauge	C15288	1
14. Nut, on Bolt	C15451	1	Bulb, for illumination of Oil Pressure Gauge	987	1
15. Washer, under Nut	C15928	1	Bulb Holder	C16897	1
16. Lever, Operating Road Lights Switch	C15450	1	29. Water Temperature Gauge	C18640	1
Sleeve (Plastic) for Lever	C17513/1	1	30. Electric Element, for Water		
17. Starter Switch	C16072	1	Temperature Gauge	C16895	1
18. Panel Lights Switch	C15455	1	31. Copper Washer, under Element	C2296/1	1
19. Heater Fan Switch	C15589	1	Bulb, for illumination of Water		
20. Windscreen Wiper Switch	C15456	1	Temperature Gauge	987	1
21. Windscreen Washer Switch	C15759	1	Bulb Holder	C16897	1
22. Map Light Switch	C15760	1	32. Voltage Control Unit at back of		
23. Interior Light Switch	C15760	1	Instrument Panel		
24. Ammeter	C15457	1	Negative Earth	148876J	1
Bulb, illuminating Ammeter	987	1	Positive Earth	148876POS	1
Bulb Holder	C16897	1	33. Thermostatic Cigar Lighter Complete		
25. Petrol Gauge	C16896	1	Chassis No. 850001 to 850168.		
Bulb, for illumination of Petrol Gauge	987	1	875001 to 875589. 860001 to 860009.		
Bulb Holder	C16897	1	885001 to 885050.	C16079	1
26. Oil Pressure Gauge	C18641	1	Chassis No. 850169 and subs.		
			875590 and subs. 860010 and subs.		
			885051 and subs.	C18638	1
			34. Toggle Knob Set	TSK1	1



SPEEDOMETER, REV COUNTER & FITTINGS: S1 3.8

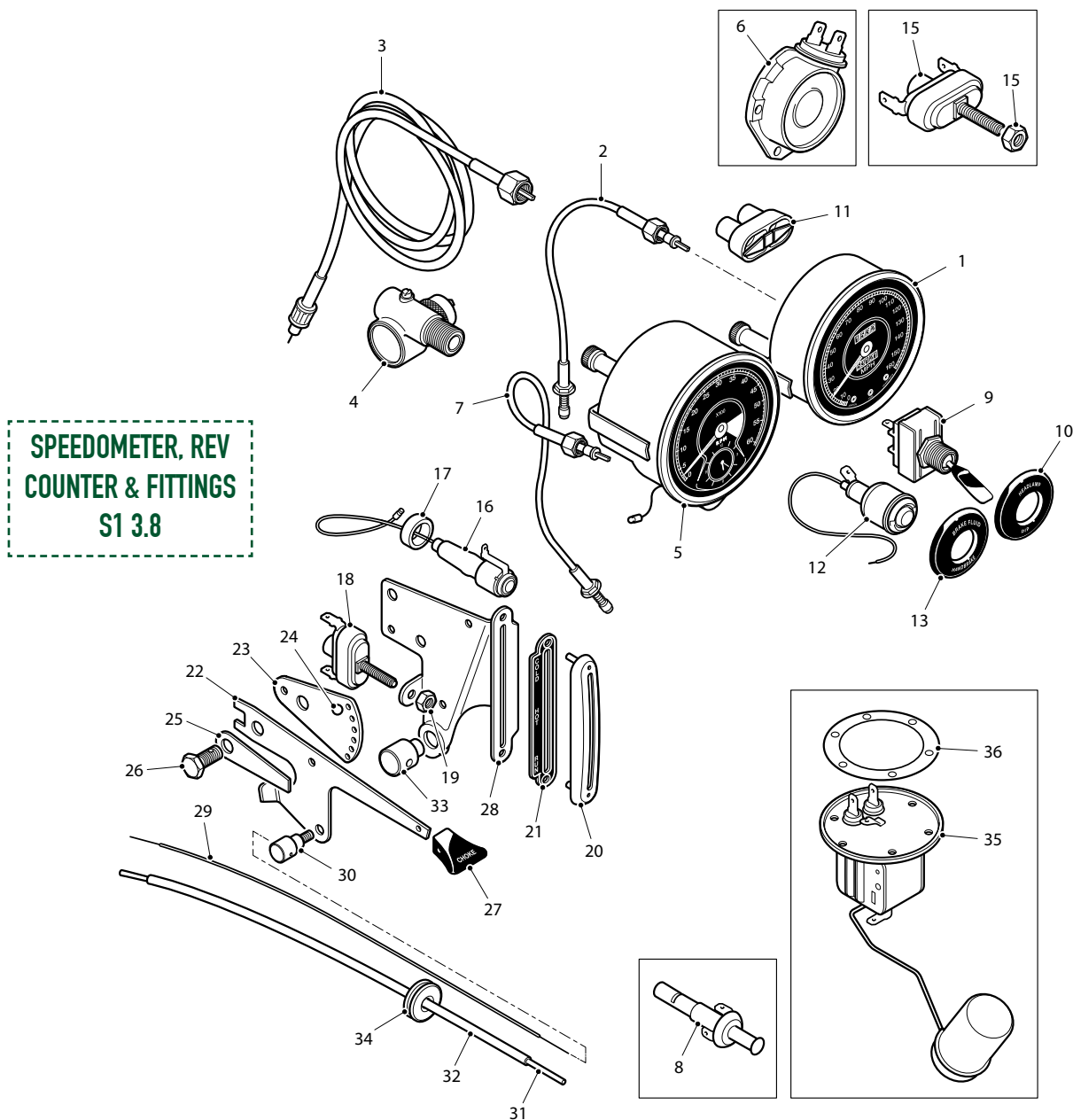
1. SPEEDOMETER MPH

For use with 3.31:1 Final Drive	C17110	1
For use with 3.54:1 Final Drive	C17113	1
For use with 2.93:1 Final Drive	C17116	1
For use with 3.07:1 Final Drive	C18970	1

1. SPEEDOMETER KPH

For use with 3.31:1 Final Drive	C17111	1
For use with 3.54:1 Final Drive	C17114	1
For use with 2.93:1 Final Drive	C17117	1
For use with 3.07:1 Final Drive	C18971	1
Speedo Face KPH	KPHFACE	1

2. Remote Control operating Trip Mileage Recorder on Speedometer	C15468	1
Screwed Escutcheon, securing Remote Control at winding end	8409	1
Bulb (2.2 Watt M.E.S.) for Illumination of Speedometer and for Ignition, Low Fuel Contents and Headlamp Main Beam warning lights	987	5
Holder, for Speedometer Illumination Bulbs	C16898	2
3. Flexible Speedometer Cable Complete	C17434	1
4. Right Angle Gearbox for Speedometer Cable Drive	C17087	1



SPEEDOMETER, REV COUNTER & FITTINGS: S1 3.8

5. Rev. Counter and Clock				22. Lever, operating Choke Control	C17909	1
Chassis No. 850001 to 850288.				23. Quadrant Plate, between Lever		
875001 to 876116. 860001 to 860028.				and Mounting Bracket	C17908	1
885001 to 885205.	C16075	1		Screw, Set, securing Quadrant Plate to	UFS125/4R	1
Chassis No. 850289 and subs.				Mounting Bracket	UFN125/L	1
876117 and subs. 860029 and subs.				Nut, on Setscrew	C724	1
885206 and subs.	C20085	1		Washer, Shakeproof, under Nut		
Electric Clock only	10488E	1		24. Ball Bearing, between Lever and		
Bulb (2.2 watt M.E.S.) for illumination				Quadrant Plate	BD11489	1
of Rev. Counter	987	2		25. Leaf Spring, applying tension to Ball Bearing	C17910	1
Bulb Holder	C16898	2		26. Pivot Bolt, for Choke Control Lever	C17911	1
6. Generator for Electric Rev. Counter	C14996	1		Nut, Self-Locking, on Pivot Bolt	C8737/2	1
Connector Moulding Assembly	9993	1		Washer, Plain, under Nut	FW105/T	1
Gasket, under Moulding	9994	1		27. Knob, on Control Lever	C17912	1
Setscrew, securing Moulding	AS306/2.5H	2		Screw, Set, securing Knob to Lever	UCS311/2H	1
Washer, Spring, on Setscrews	AG106/X	2		28. Bracket, Mounting Choke Control Lever	C17928	1
7. Remote Control for Clock on Rev. Counter	C17487	1		Bolt, securing Mounting Bracket to		
Screwed Escutcheon, securing Remote				Facia Bracket	UFB131/12R	1
Control at winding end	8409	1		Distance Piece, on Bolt	C17366	1
8. Switch, Behind Door Hinges, operating				Nut, on Bolt	UFN131/L	1
Map Light above Instrument Panel	C16367	2		Washer, Spring, under Nut	FG105/X	1
9. Headlamp Dipper Switch on Facia Panel	C35098	1		29. Inner Cable, operating Choke Linkage		
10. Escutcheon for Headlamp Dipper Switch	C20305	1		on Carburetters	C18126	1
11. Direction Indicator Warning Light Assembly	C16927	1		30. Pin, securing Cable to Operating Lever	BD11721	1
Window	8641	1		Screw, Set, clamping Cable in Pin	UCS113/2R	1
Body	8642	1		Nut, Self-Locking, securing Pin to		
Bulb, for Warning Light	987	2		Operating Lever	C8667/20	1
12. Warning Light indicating Handbrake "on"				Washer, Plain, under Self-Locking Nut	AW104/T	1
position and Level In Brake Fluid Containers	38726	1		31. Outer Casing for Operating Cable	C18125	1
Cover and Window	8096	1		32. Insulating Sleeve, on Outer Casing	C18127	2
Bulb	987	1		33. Pivot for Outer Casing	C15998	1
13. Escutcheon for Handbrake and Fluid				Screw, Set, securing Pivot	UFS119/4R	1
Level warning light	C19637	1		Washer, Double Coil Spring, on Setscrew	BD1708/2	1
14. Switch, operating Handbrake and				Washer, Special, on Setscrew	C5203/1	1
Fluid Level warning light	C16660	1		34. Grommet, for Outer Casing through Dash	BD11524	1
15. Nut, securing Switch	UFN125/L	2		35. Petrol Tank Element Unit	C16077	1
16. Choke Control Warning Light Assembly	C11724	1		36. Gasket, for Element Unit	C937	1
Bulb Holder	6808	1				
Bulb (2.2 watt)	987	1				
17. Distance Piece, at Choke Warning						
Light mounting	C16899	1				
18. Switch, operating Choke Control						
warning light	C16660	1				
19. Nut, securing Switch	UFN125/L	2				
20. Escutcheon for Choke Control Lever	C17328	1				
21. Plate ("Cold" "Hot" "Run") for Choke						
Control Lever	BD11802	1				
Nut, securing Escutcheon, Plate and						
Mounting Bracket to Facia	UFN119/L	2				
Washer, Shakeproof, under Nuts	C723/A	2				

REV COUNTER GENERATOR C14996

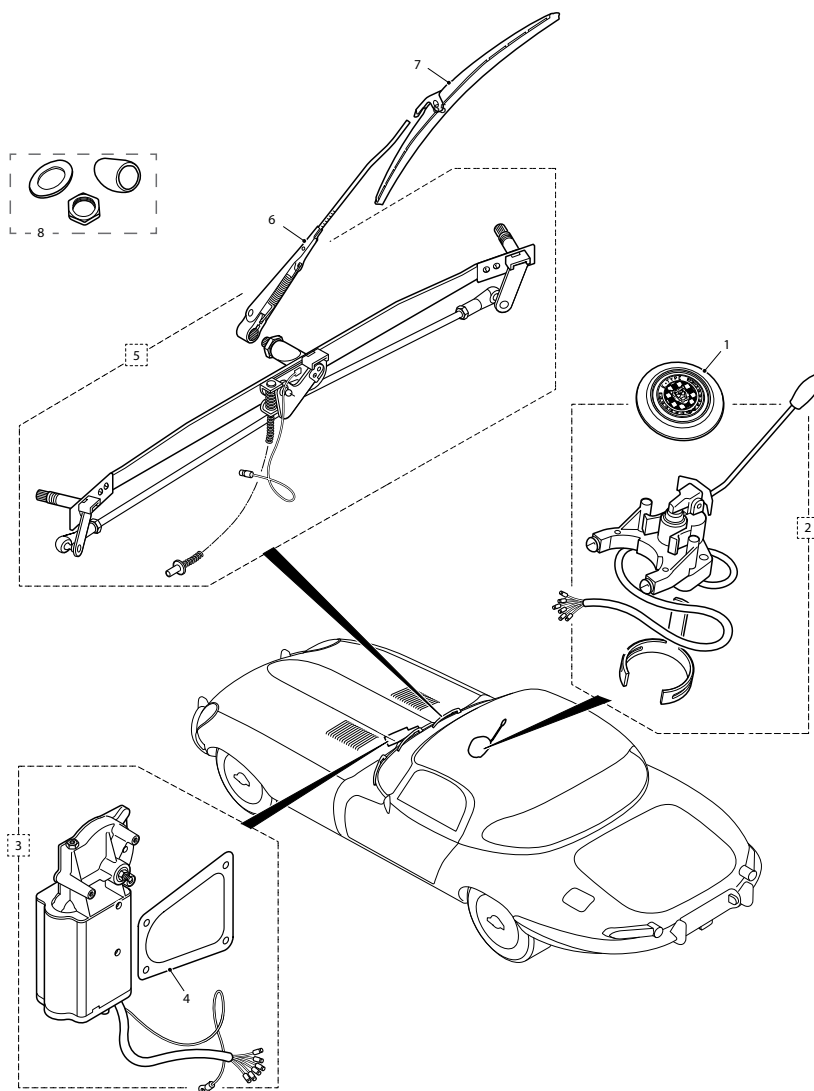


Brand new units manufactured
in-house by SNG Barratt

INDICATOR, HORN PUSH & WIPER MOTOR: S1 3.8

UPRATED WIPER ARMS 10079U RHD 10080U LHD

These uprated arms have increased tension onto the windscreen. Clamp fixing onto the spindle rather than the push-on type. The arms also have an adjustable length and are made from rust resistant stainless steel.



INDICATOR, HORN PUSH & WIPER MOTOR - S1 3.8

1. Horn Push	C16070	1	5. Windscreen Wiper Link Set	8636	1
2. Direction Indicator/Headlamp Flasher Switch	C21710	1	Main Link Assembly	8683	2
Cover Assembly			Contact Switch	8654	1
(comprising Front and Rear Covers)	C23310	1	Nut, securing Spindles	5219	3
Striker For Return Of Direction			Front Bush	8655	1
Indicator Control To Neutral Position	C22457	1	Rubber Washer, under Front Bushes	8656	3
3. Windscreen Wiper Motor Assembly			Rear Bush	8657	3
RHD Models	8575	1	Mounting Bracket	8658	3
LHD Models	8594	1	Mounting Strip	8659	1
Brush Set	3509	1	6. Wiper Arm		
4. Gasket, at Wiper mounting	BD16718	1	RHD - Standard	10079	3
Screw, Set, securing Wiper Motor	UFS125/4R	4	RHD - Uprated	10079U	3
Washer, Shakeproof, on Setscrews	C274	4	LHD - Standard	10080	3
Plate, securing Motor to Link Set	8660	1	LHD - Uprated	10080U	3
Rubber Seal, for Plate	8661	1	7. Wiper Blade	8183	3
Cover, over Cam Mechanism	8670	1	8. Wiper Bezel Kit	8655K	3

BATTERY, HORN & COOLING FAN MOTOR: S1 3.8

1. Low Note Horn

Chassis No. 850001 to 850499.

875001 to 877154. 860001 to 860435.

885001 to 885970.

C2828 1

Chassis No. 850500 and subs.

877155 and subs. 860436 and subs.

885971 and subs.

C19080 1

High Note Horn

Chassis No. 850001 to 850499.

875001 to 877154. 860001 to 860435.

885001 to 885970.

C2827 1

Chassis No. 850500 and subs. 877155

and subs. 860436 and subs. 885971

and subs.

C19081 1

Nut, securing Horns

UFN125/L 4

Washer, Shakeproof, under Nuts

C724 4

Grommet, in Horns, for Cable entry

C17339 2

2. Horn Relay

C17338 1

Screw, Set, securing Horn Relay
to LH Mudshield

UFS419/3H 2

Nut, on Setscrews

UFN119/L 2

Washer, Shakeproof, on Setscrews

C723A 2

Washer, Plain, under Shakeproof Washers

AW102/T 2

3. Electric Motor, Driving Radiator Fan

C16452 1

Fixing Bolt

8643 4

Brush Gear

8563 1

Dust Cover, for Bearing Bracket

8567 1

4. Grommet, for mounting of fan Motor

C18110 4

Washer, below Grommet

C18123 4

Nut, Self-Locking, securing Fan Motor

C8667/17 4

Washer, under Nuts

C18111 4

5. Relay For Fan Motor

SRB111 1

Screw, Set, securing Relay to
Header Tank Bracket

UFS119/3R 2

Nut, on Setscrews

UFN119/L 2

Washer, Shakeproof, under Nuts

C723/A 2

Washer, Plain, under Shakeproof Washers

AW102/T 2

6. Battery

BATT091R 1

7. Battery Tray

Plastic

C16473 1

Stainless Steel

C16473SS 1

8. Drain Tube For Battery Tray

C10640/2 1

9. Battery Clamp

C16474 1

Rubber Pad, under corners of Clamp

C17063 4

Rubber Pad, under end of Clamp

C19740 2

Rubber Pad, for Battery Clamp

C19506 2

10. Rod, Through Clamp Securing Battery

C16475 2

11. Wing Nut, on Rods

C17084 2

Washer, Spring, under Wing Nuts

FG204X 2

12. Battery Clamp Kit

SBS9057 1

Battery Cables

Negative

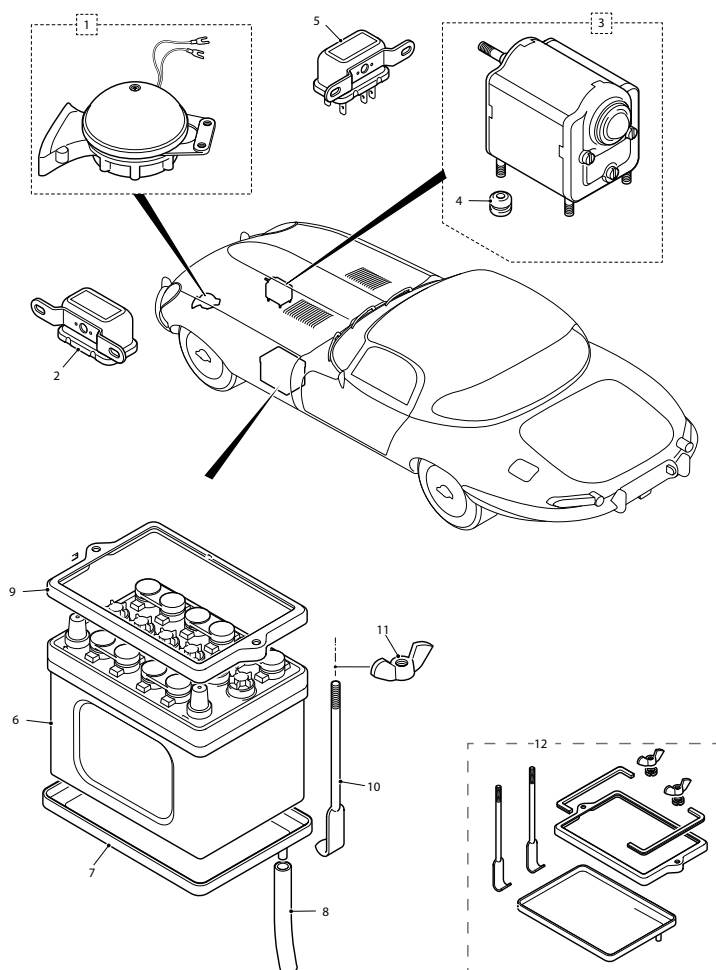
C21517 1

Positive

C16924 1

Screw, securing Cables to Battery Posts

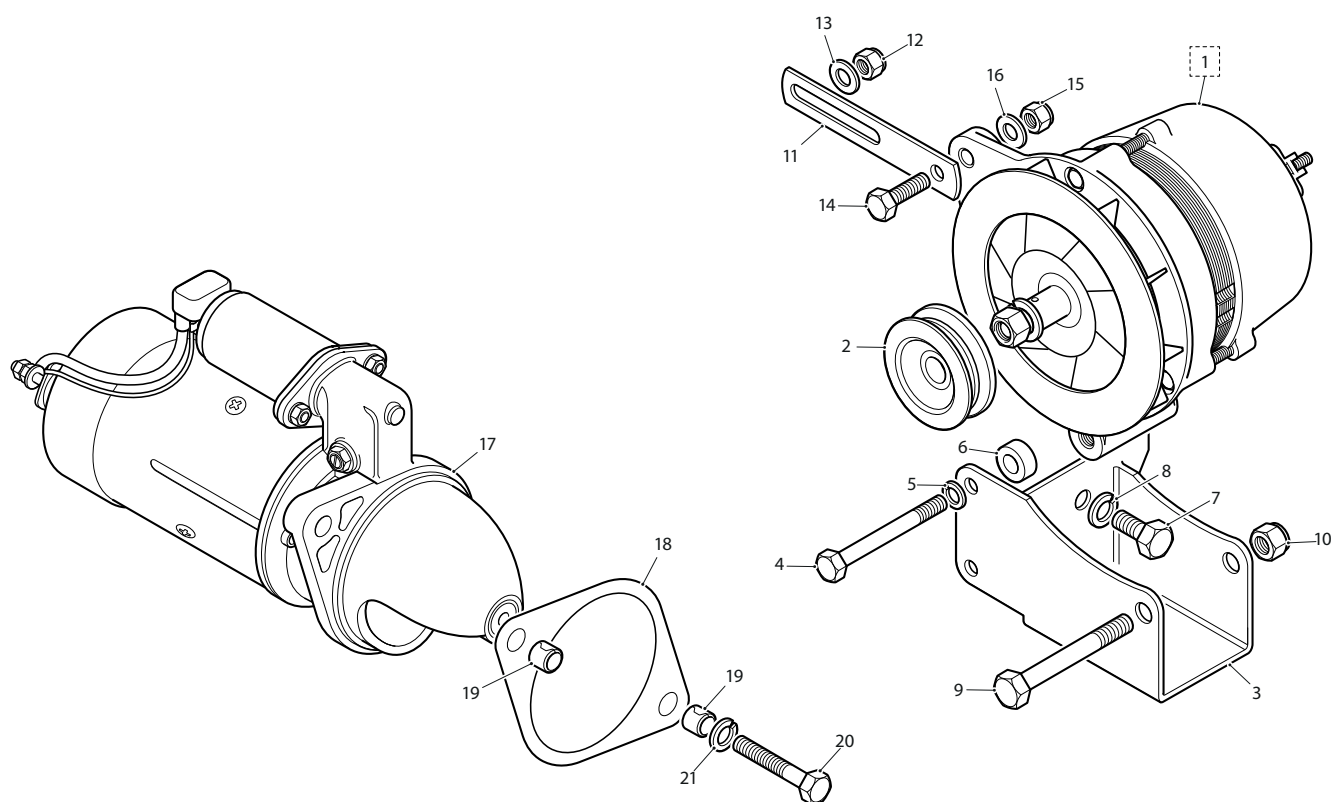
C2609 2



BATTERY, HORN & COOLING FAN MOTOR - S1 3.8

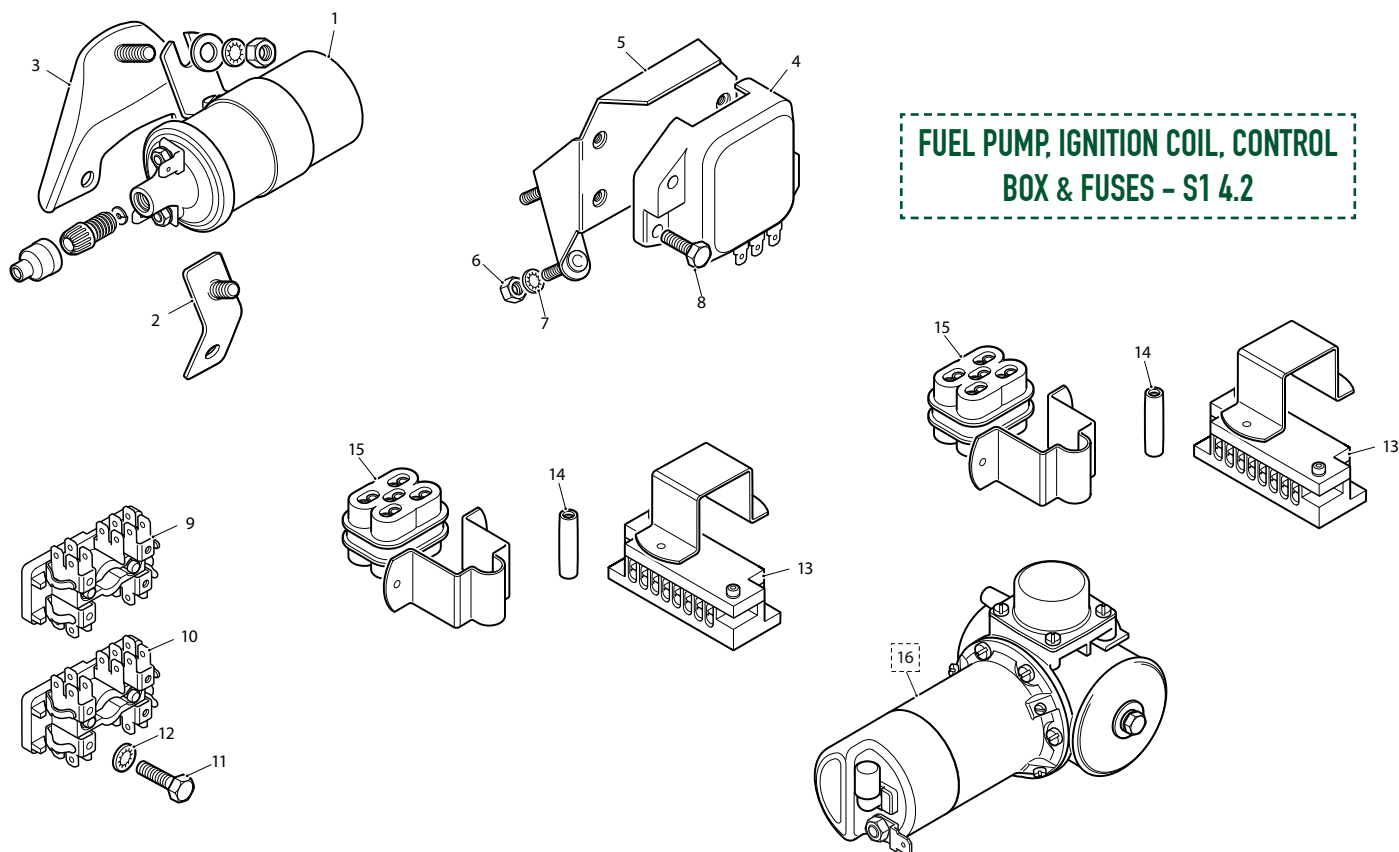
ALTERNATOR & STARTER MOTOR: S1 4.2

1. Alternator	C25073	1	10. Nut, Self-Locking, on Bolt	C8737/3	1
Brush, Spring, and Lucar	10775	1 SET	11. Adjusting Link For Alternator	C25147	1
Cooling Fan	605410J	1	12. Nut, Self-Locking, securing Adjusting Link to Bracket on Water Pump	C8737/2	1
Shield Assembly Protecting Alternator			13. Washer, Plain, under Nut	FW105/T	1
Fitted to Engine No. 7E.6333 and subs.	C25812	1	14. Screw, Set, securing Adjusting Link to Alternator	UCS131/9R	1
Distance Piece, at fixings of Shield			15. Nut, Self-Locking, on Setscrew	C8667/10	1
Fitted to Engine No. 7E.6333 and subs.	C19706	3	16. Washer, Plain, under Nut	FW105/T	1
2. Alternator Pulley	C24392	1	17. Starter Motor	C22256	1
3. Bracket Assembly, Mounting Alternator	C25158	1	High Torque Starter Motor	USM003	1
4. Bolt, securing Bracket, Water Pump, and Timing Cover to Cylinder Block	UFB131/26R	2	Brushes	2804	1 SET
5. Washer, Spring, on Bolts	FG105/X	2	18. Spigot Plate for Starter Motor	C22488	1
6. Distance Piece, between Bracket and Water Pump	C24424	2	19. Ring Dowel, locating Spigot Plate	C22489	2
7. Screw, Set, securing Bracket to Cylinder Block at L.H. Side	UFS137/6R	1	20. Bolt, securing Starter Motor and Spigot Plate to Clutch Housing	UFB137/13R	2
8. Washer, Spring, on Setscrew	FG106/X	1	21. Washer, Spring, on Bolts	FG106/X	1
9. Bolt, securing Alternator to Mounting Bracket	UFB137/23R	1			



ALTERNATOR & STARTER MOTOR - S1 4.2

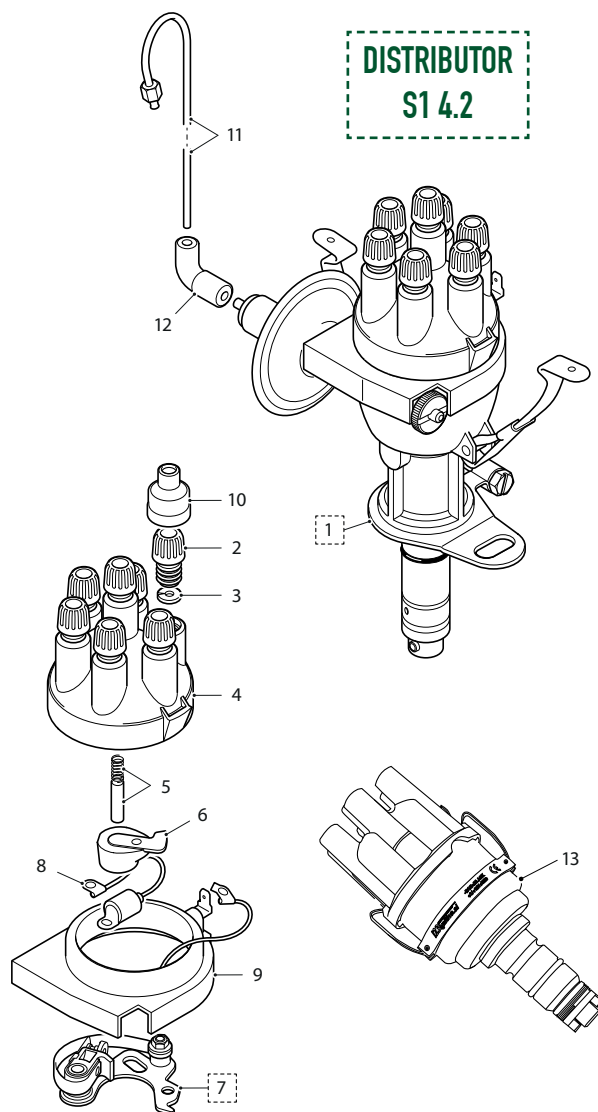
FUEL PUMP, IGNITION COIL, CONTROL BOX & FUSES: S1 4.2



1. Ignition Coil	C8749	1	6. Nut, securing Bracket to Body	UFN119/L	4
Lucas Sports Coil - Push In	DLB105	1	7. Washer, Shakeproof, under Nuts	C723/A	4
Nut, in centre of Coil, for attachment of High Tension Lead	C5451	1	8. Screw, Set, securing Control Box to Bracket	UFS119/9R	2
Washer at end of Cable	C5452	1	9. Fuse Box	C16053	3
Sleeve on High Tension Lead at Coil	C2607	1	Fuse, 35 amp.	C5638	2
2. Extension Bracket Assembly, mounting Ignition Coil	C18525	1	10. Fuse Box	C16053	1
Stud, in Engine Breather Housing, mounting Extension Bracket	C6558	1	Fuse, 35 amp.	C5638	12
Nut, on Stud	UFN125/L	1	Fuse, 50 amp.	C13932	2
Washer, Shakeproof, under Nut	C724	1	11. Screw, Set, securing Fuse Boxes to Dash	UFS319/4H	4
Washer, Plain, under Shakeproof Washer	FW104/T	1	12. Washer, Shakeproof, on Setscrews	C723/A	4
3. Bracket Assembly, Mounting Ignition Coil	C8047	1	13. Connector Block	C2532	1
Nut, securing Ignition Coil to Brackets	UFN125/L	2	14. Connector Block, for Windscreen Wiper Cable	3586	1
Washer, Shakeproof, under Nuts	C724	2	15. Connector Block, for Windscreen Wiper Cable	3571	1
Washer, Plain, under Shakeproof Washers	FW104/T	2	16. Petrol Pump	AZX1308	1
4. Control Box	C22253	1	Electronic Petrol Pump	AZX1308EN	1
5. Bracket Assembly, mounting Control Box and Terminal Post Bracket	C18289	1	Clip Around Petrol Pump	C22547	1
			Packing, inside Clip	C23361	1
			Bolt, through Clip	UFB125/10R	1
			Nut, Self-Locking, on Bolt	C8667/1	1

DISTRIBUTOR: S1 4.2

1. Distributor 22D6		
Not for USA or Canada	C25285	1
For USA and Canada up to Engine Nos. 7R.7973 (SWB), 7R.38579 (2+2). Also fitted to 7R.7805 (SWB)	C28481	1
Manual Transmission only. For USA and Canada from Eng. Nos. 7R.7974 (SWB), 7R.38580 (2+2). Also fitted to 7R.7506 (SWB)	C33146	1
Automatic Transmission only. For USA and Canada from Eng. No. 7R.38580 (2+2)	C33220	1
2. Nut, for connection of High Tension Cables	C11906	7
3. Washer at end of High Tension Cables	C5452	7
4. Cap	JLM9523	1
5. Brush and Spring, inside Cap	6479	1
6. Rotor	JLM263	1
7. Contact Set	JLM9520	1
Insulating Bush, for Contact Breaker Lever	6487	1
8. Condenser	JLM9656	1
9. Waterproof Cover, complete with Terminal, Bush, and L.T. Lead	RTC175	1
Earth Lead	9934	1
Weight, Auto-Advance	9936	1
Vacuum Unit	9969	1
O Ring, on Distributor Spigot	9938	1
Driving Dog	513679J	1
10. Sleeve on Distributor Cables	C2607	7
11. Suction Pipe from Front Carburettor to Distributor Vacuum Unit	C21576	1
12. Elbow (PVC) connecting Suction Pipe to Vacuum Unit	C21573	1
13. 123IGN Electronic Ignition		
Negative Earth	123IGN	1
Positive Earth	123IGN-POS	1



INSTRUMENT PANEL & SWITCH GEAR: S1 4.2

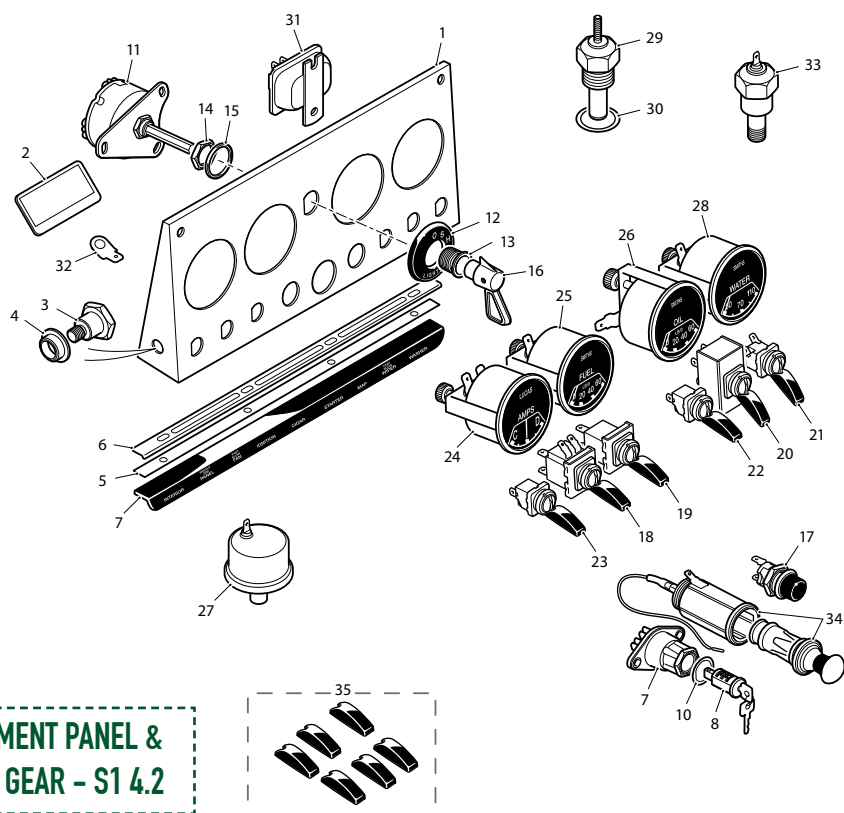
(SEE DIAGRAM ON PAGE 465)

1. Instrument Panel Assembly	C23183	1	3. Pivot Screw, for Instrument Panel	C16258	2
Screw, Set, fixing Cable Clips	UFS419/2H	3	Washer under Head of Pivot Screw	C782	2
Washer, Shakeproof, on Setscrews	C723/A	3	4. Bush on Pivot Screw	C16318	2
2. Fuse Indicator Plate	C24425	1	5. Light Filter For Switch Indicator Strip	C15289	1
Nut, securing Fuse Indicator Plate, Switches, and Earth Connections	UCN116/L	6	6. Chrome Finisher at top of Indicator Strip	C15916	1
Washer, Shakeproof, under Nuts	C722	6	7. Indicator Strip, at bottom of Instrument Panel, detailing Switch Positions		
Washer, Plain, under Shakeproof Washers	BD541/29	6	RHD Cars	C15609	1
Fixing Screw, for Instrument Panel	C15785	2	LHD Cars	C15610	1
Washer on Fixing Screw	BD5453	2	Screw, Self-Tapping, securing Indicator Strip, Chrome Finisher, and Light Filter to Instrument Panel	DAZ508/8C	2

INSTRUMENT PANEL & SWITCH GEAR: S1 4.2

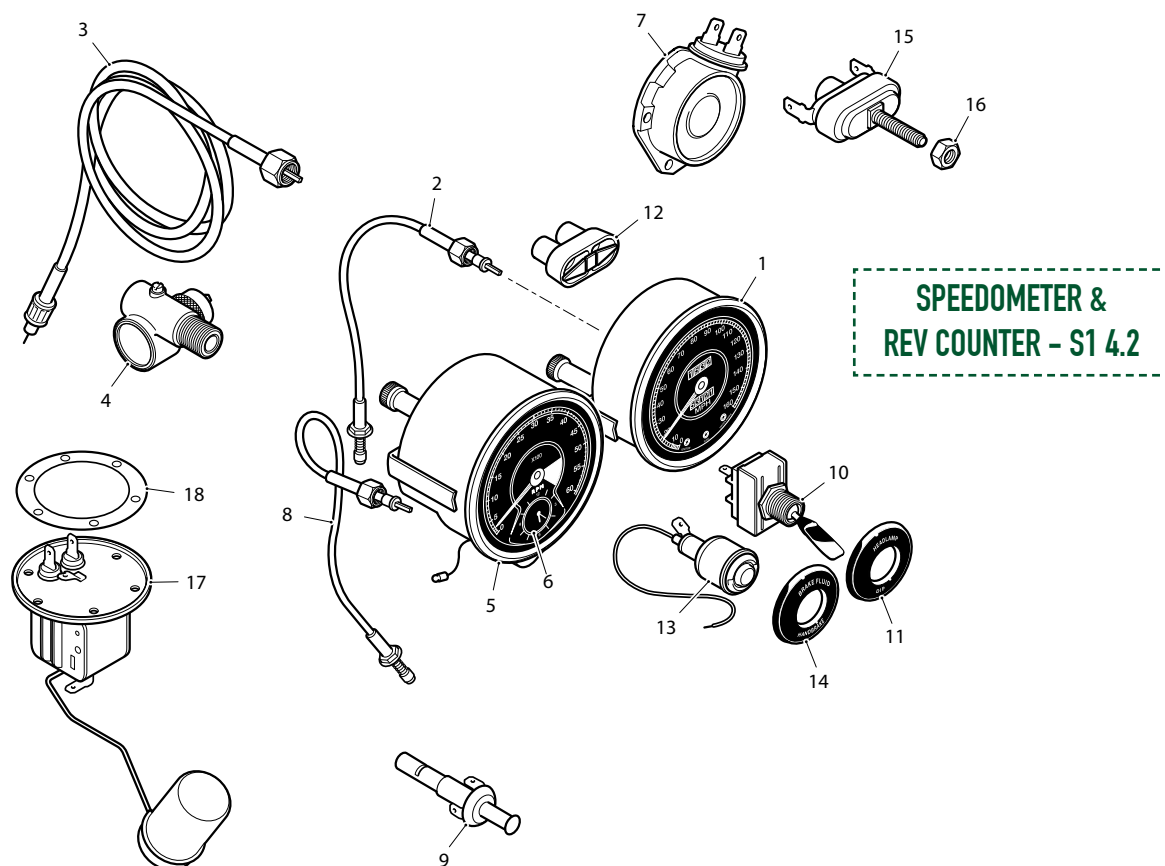
(CONTINUED FROM PAGE 464)

Bulb illuminating Indicator Strip	C15787	3	24. Ammeter	C25677	1
Light Shield Below Indicator Strip	BD24393	1	Bulb, illuminating Ammeter	987	1
Retainer, for Light Shield	BD24394	1	Bulb Holder	C16897	1
Screw, Self-Tapping, securing Light Shield and Retainer to Instrument Panel	DAZ408/10C	2	25. Petrol Gauge	C16896	1
8. Ignition Switch	C22258	1	Bulb, illuminating Petrol Gauge	987	1
Locking Ring	9401	1	Bulb Holder	C16897	1
9. Barrel, for Ignition Switch	BD10610	1	26. Oil Pressure Gauge	C18641	1
10. Adaptor Plate, fixing Ignition Switch	C15667	1	27. Electric Element, for Oil Pressure Gauge	C15474	1
11. Road Lights Switch	C18188	1	Lucar Blade, for Cable Connection to Oil Pressure Gauge	C15288	1
12. Escutcheon, for Road Lights Switch	C15449	1	Bulb, illuminating Oil Pressure Gauge	987	1
13. Hollow Bolt, securing Escutcheon	C15452	1	Bulb Holder	C16897	1
14. Nut, on Bolt	C15451	1	28. Water Temperature Gauge	C18640	1
15. Washer, under Nut	C15928	1	29. Electric Element, for Water Temperature Gauge	C16895	1
16. Lever, Operating Road Lights Switch	C15450	1	30. Washer on Element	C2296/1	1
Sleeve for Lever	C17513/1	1	Bulb, illuminating Water Temperature Gauge	987	1
17. Starter Switch	C16072	1	Bulb Holder	C16897	1
18. Panel Lights Switch	C15455	1	31. Voltage Control Unit	148876J	1
19. Heater Fan Switch	C15589	1	32. Lucar Connector, Earthing Instrument Panel	C15789	3
20. Windscreen Wiper Switch	C15456	1	33. Switch, at RH side of Cylinder Block, Operating Oil Pressure/Ignition Warning Light	C23016	1
21. Windscreen Washer Switch	C15759	1	Adaptor, for Oil Pressure/Ignition Warning Light Switch	C22491	1
22. Map Light Switch	C15760	1	Washer on Adaptor	C2296/3	1
23. Interior Light Switch	C15760	1	34. Cigar Lighter Complete	C18638	1
			35. Toggle Switch Knob Set	TSK1	1



**INSTRUMENT PANEL &
SWITCH GEAR - S1 4.2**

SPEEDOMETER & REV COUNTER: S1 4.2



1. SPEEDOMETER

OTS & FHC MODELS

SPEEDOMETER MPH

For use with 3.07:1 Final Drive	C25190	1
For use with 3.31:1 Final Drive	C25186	1
For use with 3.54:1 Final Drive	C25188	1

SPEEDOMETER KPH

For use with 3.07:1 Final Drive	C25191	1
For use with 3.31:1 Final Drive	C25187	1
For use with 3.54:1 Final Drive	C25189	1

2+2 MODELS

For use with 2.88:1 Final Drive	C26327	1
For use with 3.07:1 Final Drive	C26317	1
For use with 3.31:1 Final Drive	C26313	1
For use with 3.54:1 Final Drive	C26315	1

SPEEDOMETER KPH

For use with 2.88:1 Final Drive	C26328	1
For use with 3.07:1 Final Drive	C26318	1
For use with 3.31:1 Final Drive	C26314	1
For use with 3.54:1 Final Drive	C26316	1

Speedo Face - KPH	KPHFACE	1
Bulb, illuminating Speedometer, and for Ignition, Low Fuel Contents and Headlamp Main Beam Warning Lights	987	5
Bulb Holder	C16898	2

2. Remote Control, operating Trip Mileage

Recorder on Speedometer	C15468	1
Screwed Escutcheon, securing Remote Control at Winding End	8409	1

3. Flexible Speedometer Cable

OTS & FHC Models

RHD Models	C24878	1
LHD Models	C24870	1

2+2 Models

RHD Models	C25566	1
LHD Models	C25567	1

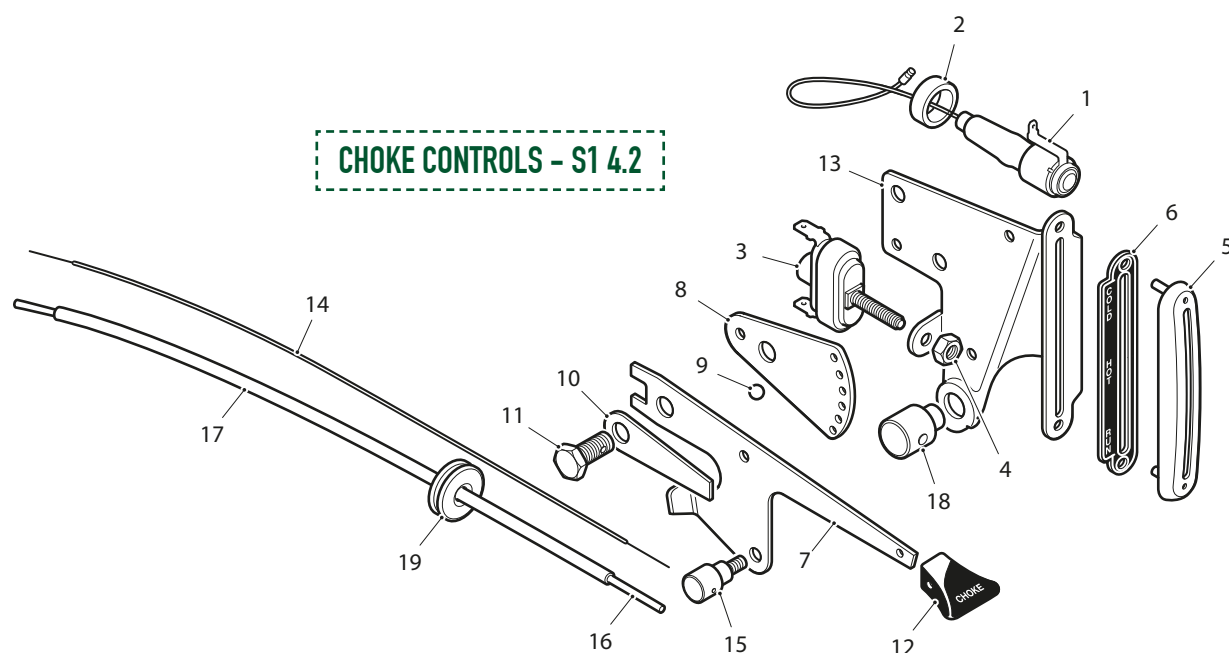
SPEEDOMETER & REV COUNTER: S1 4.2

4. Right-Angle Gearbox for Speedometer Cable Drive	C25547	1	11. Escutcheon For Headlamp Dipper Switch	C20305	1
5. Rev. Counter, Less Clock	10486	1	12. Warning Light For Direction Indicator	C16927	1
Bulb, illuminating Rev Counter	987	2	Window	8641	1
Bulb Holder	C16898	2	Bulb	987	2
6. Electric Clock Only	10488E	1	Bulb Holder	11135	2
7. Generator, For Electric Rev. Counter	C14996	1	13. Warning Light for Handbrake and Brake Fluid Level	38726	1
Screw, securing Moulding	AS306/2.5H	2	Cover and Window	8096	1
Washer, Spring, on Setscrews	AG106/X	2	Bulb	987	1
8. Remote Control For Electric Clock			14. Escutcheon for Handbrake and Brake Fluid Level warning light	C19637	1
OTS & FHC Models	C17487	1	15. Switch, operating Handbrake and Brake Fluid Level warning light	C16660	1
2+2 Models	C26161	1	16. Nut, securing Switch to Bracket	UFN225/L	2
Screwed Escutcheon, securing Remote Control at Winding End	8409	1	17. Element Unit In Petrol Tank	C20429	1
9. Switch, below Windscreen Pillars, operating Map Light above Instrument Panel	C16367	2	18. Gasket, under Element Unit	C937	1
10. Headlamp Dipper Switch, On Facia Panel	C35098	1			

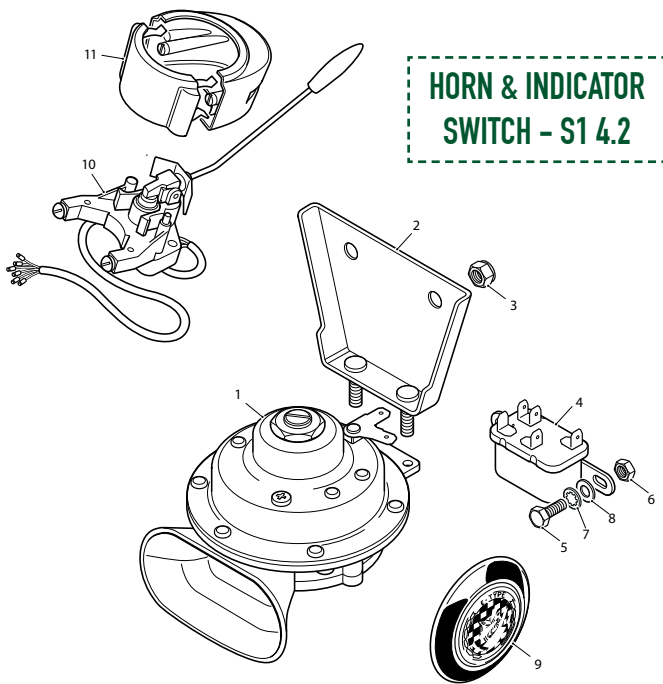


CHOKE CONTROLS: S1 4.2

1. Warning Light for Choke Control	C11724	1	11. Pivot Bolt, for Choke Control Lever	C17911	1
Cover	6806	1	Nut, Self-Locking, on Pivot Bolt	C8737/2	1
Window	6807	1	Washer, Plain, under Nut	FW105/T	1
Bulb	987	1	12. Knob, on Control Lever	C17912	1
Bulb Holder	6808	1	Screw, Set, securing Knob to Control Lever	UCS311/2H	1
2. Distance Piece, at Choke Warning Light Mounting	C16899	1	13. Bracket, Mounting Choke Control Lever	C17928	1
3. Switch, operating Choke Control Warning Light	C16660	1	Bolt, securing Mounting Bracket to Facia Bracket	UFB131/12R	1
4. Nut, securing Switch	UFN125/L	2	Distance Piece, on Bolt	C17366	1
5. Escutcheon, For Choke Control Lever	C17328	1	Nut, on Bolt	UFN131/L	1
6. Plate For Choke Control Lever	BD11802	1	Washer, Spring, under Nut	FG105/X	1
Nut, securing Escutcheon, Plate and Mounting Bracket to Facia	UFN119/L	2	14. Inner Cable, operating Choke Linkage on Carburettors	C18126	1
Washer, Shakeproof, under Nuts	C723/A	2	15. Pin, securing Cable to Operating Lever	BD11721	1
7. Lever, Operating Choke Control	C17909	1	Screw, Set, clamping Cable in Pin	UCS113/2R	1
8. Quadrant Plate, between Lever and Mounting Bracket	C17908	1	Nut, Self-Locking, securing Pin to Operating Lever	C8667/20	1
Screw, Set securing Quadrant Plate to Mounting Bracket	UFS125/4R	1	Washer, Plain, under Self-Locking Nut	AW104/T	1
Nut, on Setscrew	UFN125/L	1	16. Outer Casing For Operating Cable	C18125	1
Washer, Shakeproof, under Nut	C724	1	17. Insulating Sleeve, on Outer Casing	C18127	1
9. Ball Bearing, between Lever and Quadrant Plate	BD11489	1	18. Pivot For Outer Casing	C15998	1
10. Leaf Spring, applying tension to Ball Bearing	C17910	1	Screw, Set, securing Pivot	UFS119/4R	1
			Washer, Special, on Setscrew	C5203/1	1
			Washer, Double Coil Spring, on Setscrew	BD1708/2	1
			19. Grommet, for Outer Casing through Dash	BD11524	1



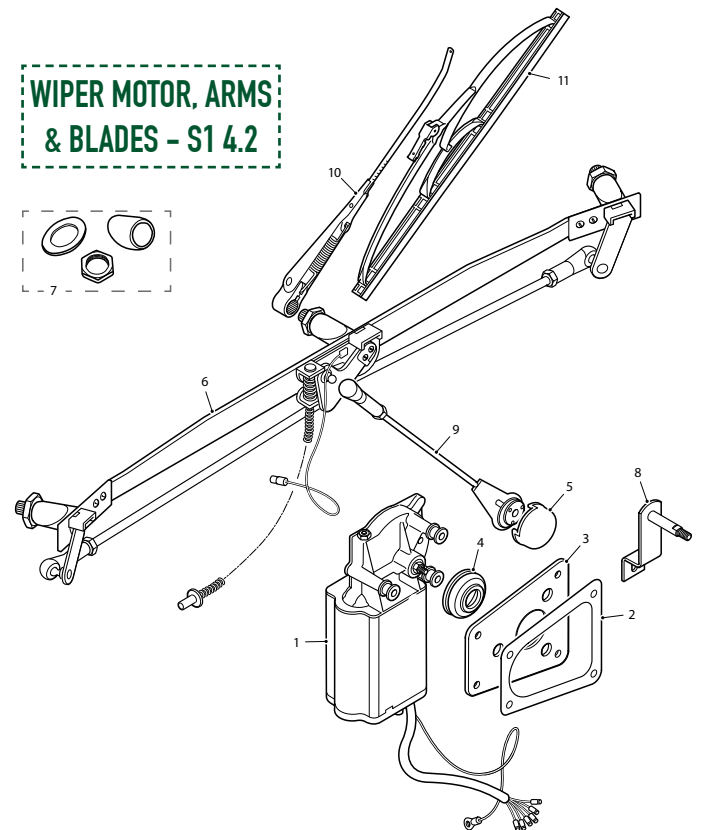
HORN & INDICATOR SWITCH: S1 4.2



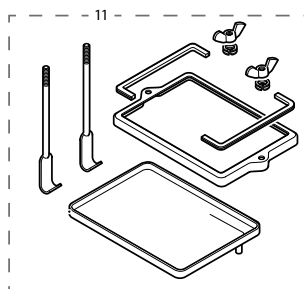
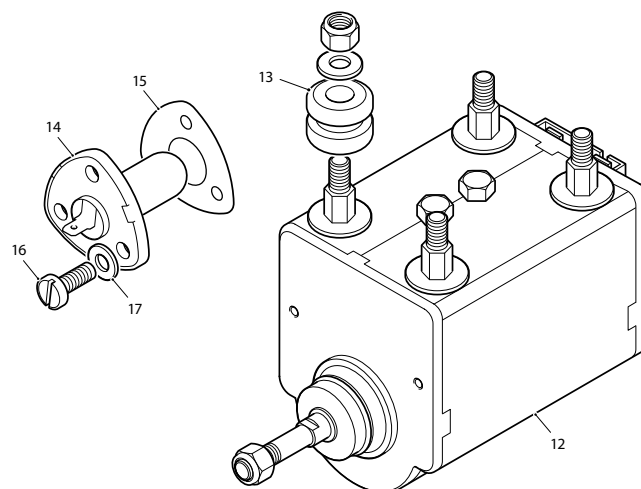
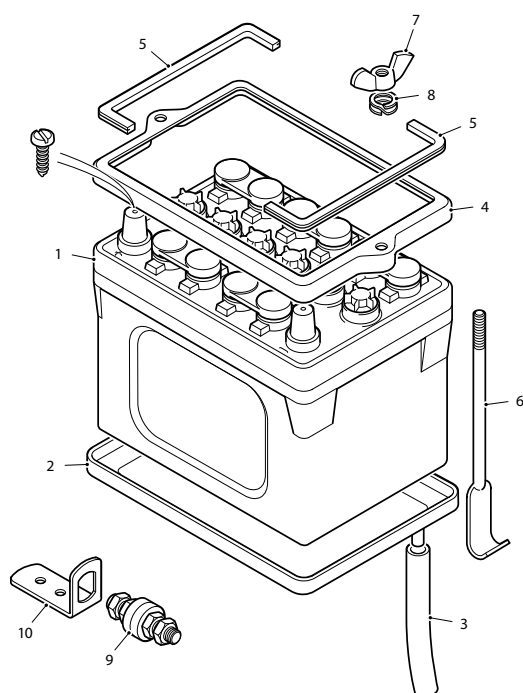
1. Horn High Note	C19081	1
1. Horn Low Note	C19080	1
Nut, securing Horns to Bonnet	UFN125/L	4
Washer, Shakeproof, under Nuts	C724	4
2. Bracket Assembly, on Front Frame Cross Member Bolts, mounting Horns	C25115	2
3. Nut, Self-Locking, securing Horns to Brackets	C8667/1	4
4. Horn Relay	C17338	1
5. Screw, Set, securing Horn Relay to LH Mudshield	UFS419/3H	2
6. Nut, on Setscrews	UFN119/L	2
7. Washer, Shakeproof under Nuts	C723/A	2
8. Washer, Plain, under Shakeproof Washers	AW102/T	2
9. Steering Column Horn Push Assembly	C16070	1
10. Direction Indicator/Headlamp Flasher Switch	C25254	1
11. Cover Assembly For Direction Indicator/Headlamp Flasher Switch	C23310	1

WIPER MOTOR, WIPER ARMS & BLADES: S1 4.2

1. Windscreen Wiper Motor Assembly		
RHD Cars	8575	1
LHD Cars	8594	1
2. Gasket, at Wiper Mounting	BD16718	1
Screw, Set, securing Wiper Motor	UFS125/4R	4
Washer, Shakeproof, on Setscrews	C724	4
3. Plate, mounting Motor	8660	1
4. Rubber Seal, for Plate	8661	1
5. Cover, over Cam Mechanism	8670	1
6. Windscreen Wiper Link Set	8636	1
Main Link Assembly	8683	2
7. Wiper Bezel Kit	8655K	
Main Link Assembly	8683	2
Snaplock Joint	8684	2
Locknut	8650	2
8. Rotary Link	8647	1
9. Primary Link	8648	1
Locknut	8650	1
10. Windscreen Wiper Arm		
RHD - Standard	10079	3
RHD - Uprated	10079U	3
LHD - Standard	10080	3
LHD - Uprated	10080U	3
11. Wiper Blade	8183	3



BATTERY & COOLING FAN MOTOR: S1 4.2



BATTERY & COOLING FAN MOTOR - S1 4.2

1. Battery	BATT091R	1	10. Bracket, Mounting Terminal Post	C24393	1
2. Battery Tray	C16473	1	Screw, Set, securing Bracket to		
3. Drain Tube, for Battery Tray (5" long)	C10640/2	1	Control Box Bracket	UFS119/3R	2
4. Battery Clamp	C16474	1	Nut, on Setscrews	UFN119/L	2
5. Pad (Rubber) for Battery Clamp	C19506	2	Washer, Shakeproof, under Nuts	C723/A	2
6. Rod, Through Clamp, securing Battery	C16475	2	Cable From Terminal Post To Starter Motor	C24497	1
7. Wing Nut, on Rods	C17084	2	11. Battery Clamp Kit	SBS9057	1
8. Washer, Spring, under Wing Nuts	FG204/X	2	12. Electric Motor, Driving Radiator Fan	C16452	1
Battery Cable (Negative To Earth)	C24495	1	13. Grommet, mounting Fan Motor	C18110	4
Screw, Set, securing Battery Earth			Nut, Self-Locking, securing Electric		
Cable to Scuttle	UFS137/4R	1	Motor to Bracket on Cross Member	C8667/17	4
Nut, on Setscrew	UFN137/L	1	Washer, Plain, under Nuts	C18111	4
Washer, Shakeproof, on Setscrew	C726	2	14. Thermostat, in Header Tank,		
Washer, Plain, under Shakeproof Washer	FW106/T	1	controlling Fan Motor	C18559	1
Battery Cable (Positive) from Battery			15. Gasket, under Thermostat	C2475	1
to Terminal Post	C24496	1	16. Screw, Set, securing Thermostat	UFS119/4R	3
Screw, securing Cable to Battery Posts	C2609	2	17. Washer (Copper) on Setscrews	AW102/E	3
9. Terminal Post Assembly	C22257	1			

UPGRADE ELECTRICAL...

With over four decades since the last E-Types were produced, technology has far surpassed that of the originally manufactured cars.

There are now a myriad of upgrades, replacements and uprated products available to bring your E-Type up to date without losing the original appearance of the car.



UPRATED STARTER MOTOR

A lightweight and compact starter motor, with an adjustable plate which uses modern technology to offer over 200% more cranking power than original units.

S1 3.8

USM002

S1 & S2 4.2

USM003



ALTERNATOR AS DYNAMO

It looks like a dynamo but it's an alternator! These units weigh up to 40% less than the originals and produce up to 80% more power. Easy to fit self-regulating units. Series 1 3.8 only.

NEGATIVE EARTH

C18286CONV

POSITIVE EARTH

C18286CONV/1



HAZARD WARNING LIGHT CONVERSION

Make sure that you are noticed if you ever have the unfortunate experience of breaking down at the side of the road with this period hazard warning light conversion.

S1 ONLY

C26344



INTERMITTENT WIPE SWITCH

A variable intermittent windscreen wiper controller that can set a variable wipe delay, without the need for additional switches or knobs. Also available with wash/wipe control for vehicles with existing electrical washer, providing an automatic wipe on using the screenwash.

S1 3.8 (POSI EARTH)

C15456/1

S1 4.2 (NEG EARTH)

C15456/2

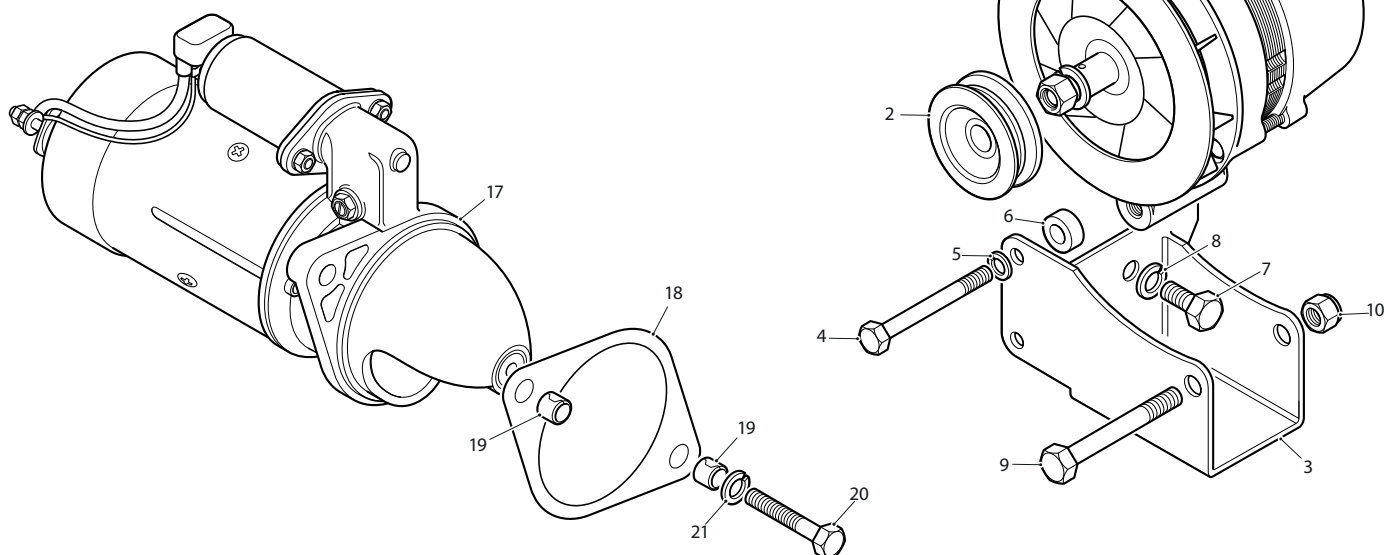
S2 (NEG EARTH)

C33862/1

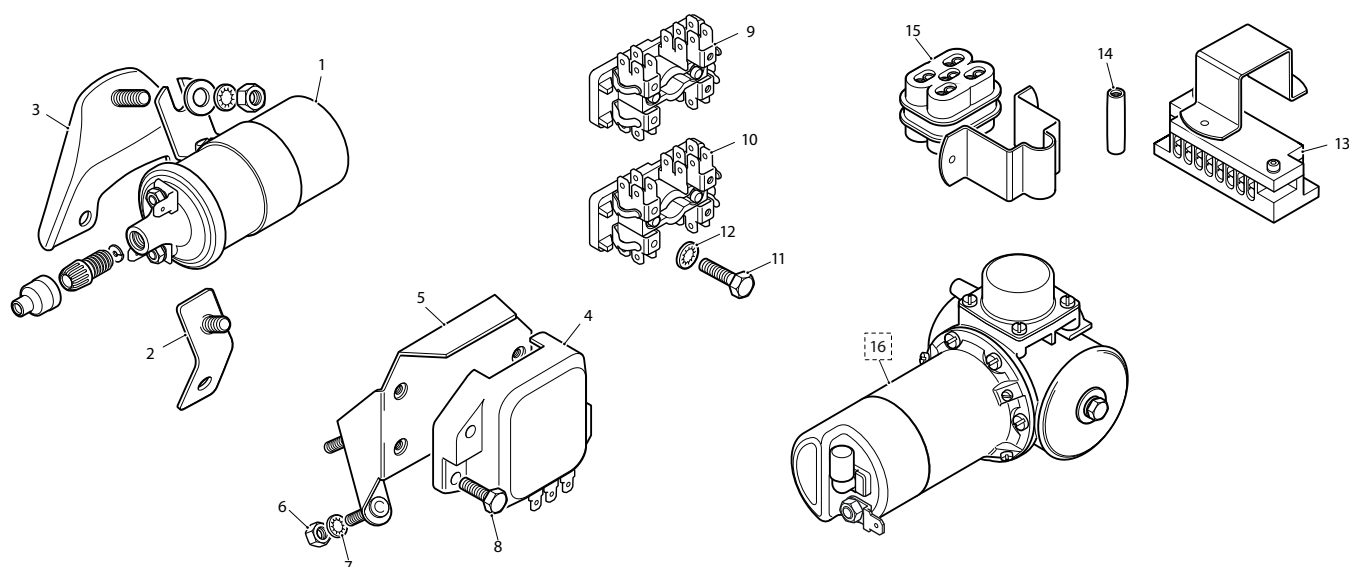
ALTERNATOR & STARTER MOTOR: S1.5

1. Alternator	C25073	1	11. Adjusting Link For Alternator	C25147	1
Brush, Spring, and Lucar	10775	1 SET	12. Nut, Self-Locking, securing Adjusting Link to Bracket on Water Pump	C8737/2	1
Cooling Fan	605410J	1	13. Washer, Plain, under Nut	FW105/T	1
Shield Assembly Protecting Alternator	C25812	1	14. Screw, Set, securing Adjusting Link to Alternator	UCS131/9R	1
Distance Piece, at fixings of Shield	C19706	3	15. Nut, Self-Locking, on Setscrew	C8667/10	1
2. Alternator Pulley	C24392	1	16. Washer, Plain, under Nut	FW105/T	1
3. Bracket Assembly, Mounting Alternator	C25158	1	17. Starter Motor	C27178	1
4. Bolt, securing Bracket, Water Pump, and Timing Cover to Cylinder Block	UFB131/26R	2	High Torque Starter Motor	USM003	1
5. Washer, Spring, on Bolts	FG105/X	2	Brushes	2804	1 SET
6. Distance Piece, between Bracket and Water Pump	C24424	2	18. Spigot Plate for Starter Motor	C22488	1
7. Screw, Set, securing Bracket to Cylinder Block at LH Side	UFS137/6R	1	19. Ring Dowel, locating Spigot Plate	C22489	2
8. Washer, Spring, on Setscrew	FG106/X	1	20. Bolt, securing Starter Motor and Spigot Plate to Clutch Housing	UFB137/13R	2
9. Bolt, securing Alternator to Mounting Bracket	UFB137/23R	1	21. Washer, Spring, on Bolts	FG106/X	1
10. Nut, Self-Locking, on Bolt	C8737/3	1			

ALTERNATOR & STARTER MOTOR - S1.5



FUEL PUMP, IGNITION COIL, CONTROL BOX & FUSES: S1.5



FUEL PUMP, IGNITION COIL, CONTROL BOX & FUSES - S1.5

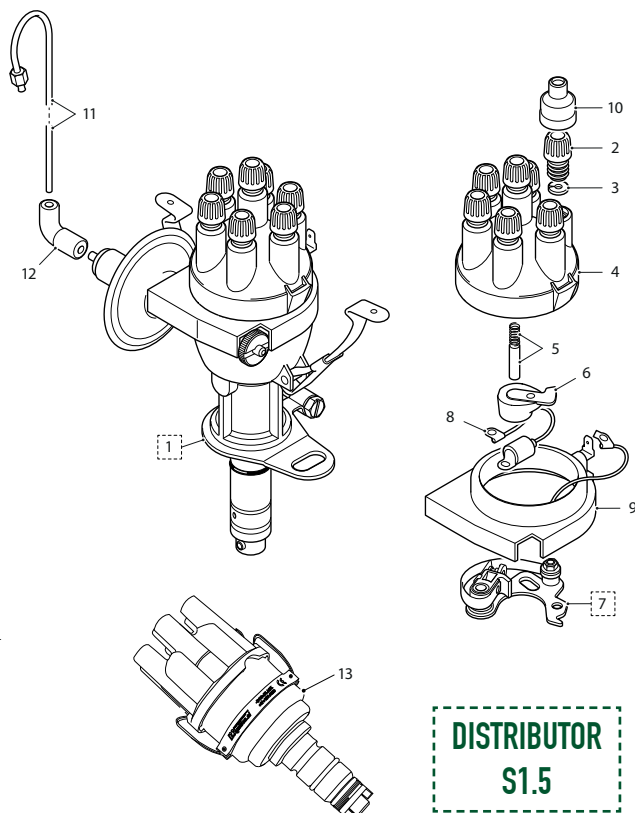
1. Ignition Coil	C8749	1	10. Fuse Box	C16053	1
Lucas Sports Coil - Push In	DLB105	1	Fuse, 35 amp.	C5638	12
Nut, in centre of Coil, for attachment of High Tension Lead	C5451	1	Fuse, 50 amp.	C13932	2
Washer at end of Cable	C5452	1	11. Screw, Set, securing Fuse Boxes to Dash	UFS319/4H	4
Sleeve on High Tension Lead at Coil	C2607	1	12. Washer, Shakeproof, on Setscrews	C723/A	4
2. Extension Bracket Assembly, mounting Ignition Coil	C18525	1	13. Connector Block	C2532	1
Stud, in Engine Breather Housing, mounting Extension Bracket	C6558	1	14. Connector Block, for Windscreen Wiper Cable	3586	1
Nut, on Stud	UFN125/L	1	15. Connector Block, for Windscreen Wiper Cable	3571	1
Washer, Shakeproof, under Nut	C724	1	16. Petrol Pump	AZX1308	1
Washer, Plain, under Shakeproof Washer	FW104/T	1	Electronic Petrol Pump	AZX1308EN	1
3. Bracket Assembly, Mounting Ignition Coil	C8047	1	Clip Around Petrol Pump	C22547	1
Nut, securing Ignition Coil to Brackets	UFN125/L	2	Packing, inside Clip	C23361	1
Washer, Shakeproof, under Nuts	C724	2	Bolt, through Clip	UFB125/10R	1
Washer, Plain, under Shakeproof Washers	FW104/T	2	Nut, Self-Locking, on Bolt	C8667/1	1
4. Control Box	C22253	1			
5. Bracket Assembly, Mounting Control Box And Terminal Post Bracket	C18289	1			
6. Nut, securing Bracket to Body	UFN119/L	4			
7. Washer, Shakeproof, under Nuts	C723/A	4			
8. Screw, Set, securing Control Box to Bracket	UFS119/9R	2			
9. Fuse Box	C16053	3			
Fuse, 35 amp.	C5638	2			



**ELECTRONIC FUEL PUMP
AZX1308EN**

Solid state, fully electronic version of the E-Type fuel pump. No points but looks identical to the original.

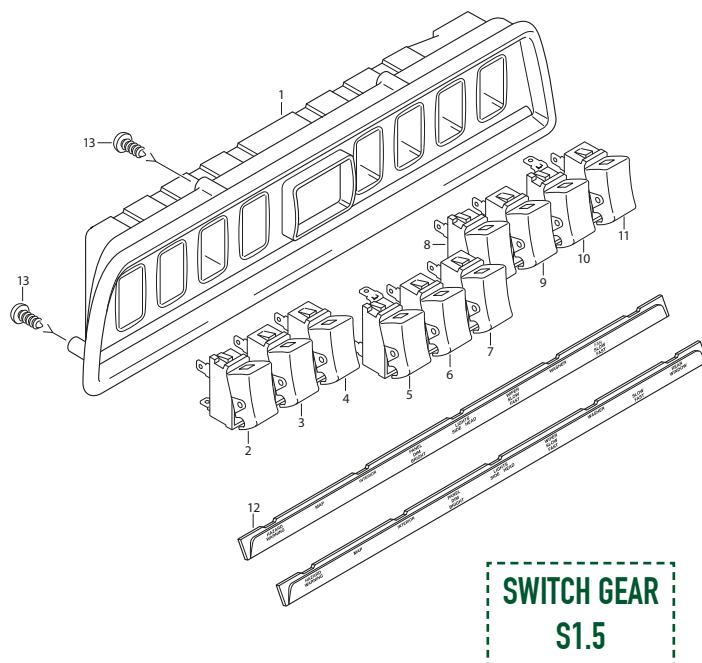
DISTRIBUTOR: S1.5



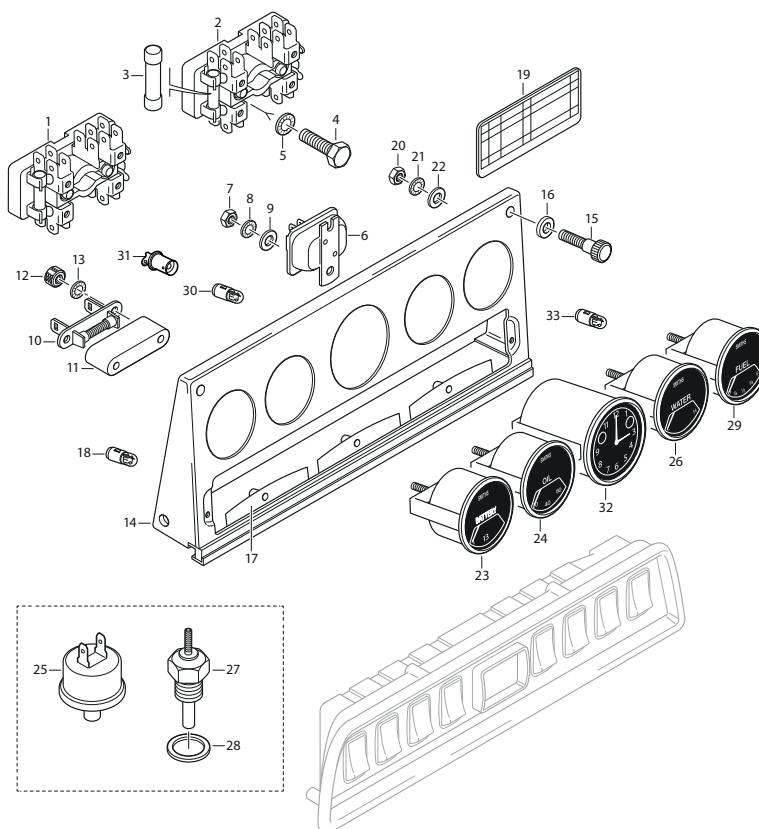
1. Distributor 22D6		
Non-USA Models	C25285	1
USA Models Only	C28481	
2. Nut, for connection of High Tension Cables	C11906	7
3. Washer at end of High Tension Cables	C5452	7
4. Cap	JLM9523	1
5. Brush and Spring, inside Cap	6479	1
6. Rotor	JLM263	1
7. Contact Set	JLM9520	1
Insulating Bush, for Contact Breaker Lever	6487	1
8. Condenser	JLM9656	1
9. Waterproof Cover, complete with Terminal, Bush, and L.T. Lead	RTC175	1
Earth Lead	9934	1
Weight, Auto-Advance	9936	1
Vacuum Unit	9969	1
O Ring, on Distributor Spigot	9938	1
Driving Dog	513679J	1
10. Sleeve on Distributor Cables	C2607	7
11. Suction Pipe from Front Carburettor to Distributor Vacuum Unit	C21576	1
12. Elbow (PVC) connecting Suction Pipe to Vacuum Unit	C21573	1
13. 123IGN Electronic Ignition		
Negative Earth	123IGN	1
Positive Earth	123IGN-POS	1

SWITCH GEAR: S1.5

1. Switch Surround	C28616	1
2. Hazard Warning Switch	C34683	1
3. Map Lamp Switch	C32849	1
4. Interior Lamp Switch	C32849	1
5. Panel Light Switch	39599	1
6. Sidelamp Switch	C32850	1
7. Headlamp Switch	C32849	1
8. Wiper Switch	C33862	1
9. Washer Switch	C32852	1
10. Fan Switch	39600	1
11. Rear Window (Heater) Switch	C32849	1
12. Switch Indicator Strip		
With Heated Rear Window	C28582	1
Without Heated Rear Window	C28583	1
13. Screw, Self-Tapping, securing Switch Surround into Instrument Panel Assembly	BD32187/1	4
Rocker Switch Repair Kit	TSK2	1



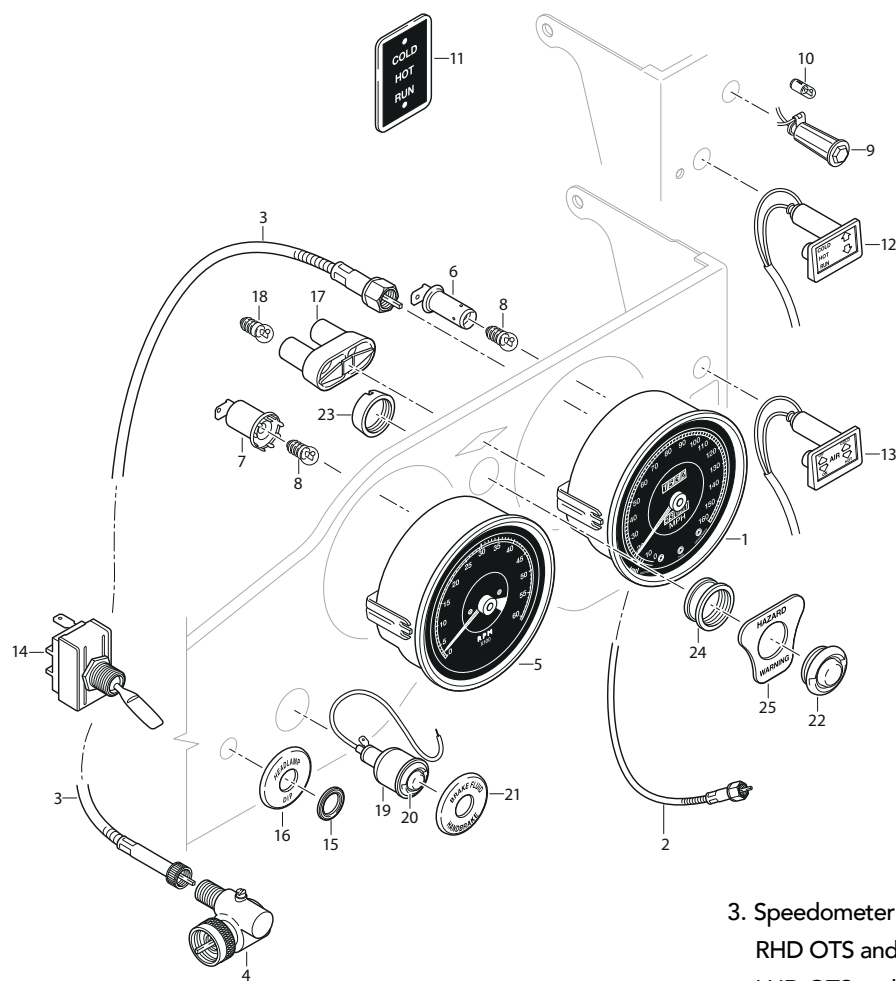
INSTRUMENT PANEL & FUSES: S1.5



INSTRUMENT PANEL & FUSES - S1.5

1. Fuse Box	C16053	3	21. Washer, Shakeproof, under Nuts	C722	2
Fuse (35 amp)	C5638	12	22. Washer, Special, under Shakeproof Washers	BD541/29	2
2. Fuse Box	C21996	1	23. Battery Indicator Gauge	C28607	1
3. Fuse (35 amp)	C5638	2	24. Oil Pressure Gauge	C28495	1
Fuse (50 amp)	C13932	2	25. Element, for Oil Pressure Gauge	C15474	1
4. Setscrew, securing Fuse Boxes to Dash	UFS319/4H	4	26. Water Temperature Gauge		
5. Washer, Shakeproof, on Setscrews	C723/A	4	Fitted up to 1E.16537 (OTS) 1E.34944(FHC)		
6. Voltage Control Unit, on Instrument Panel	148876J	1	1E.77837 (2+2)	C28494	1
7. Nut, securing Voltage Control Unit	UCN116/L	1	Fitted from 1E.16538 (OTS) 1E.34945 (FHC)		
8. Washer, Shakeproof, under Nut	C722	1	1E.77838 (2+2)	C29878	1
9. Washer, Special, under Shakeproof Washer	BD541/29	1	27. Element, in Manifold for Water Gauge	C16895	1
10. Resistor, on Instrument Panel	C28575	1	28. Copper Washer, on Element	C2296/1	1
11. Ceramic Protector	C32120	1	29. Petrol Gauge	C28496	1
12. Knurled Nut	C32884	2	Petrol Gauge Element, in Tank	C20429	1
13. Washer, Shakeproof, under Knurled Nut	C722	2	Lucar Blade, for Element	C15789	1
14. Instrument Panel Assembly (Trimmed Black)	C28506	1	Gasket, between Element and Tank	C937	1
15. Fixing Screw, for Instrument Panel	C27398	2	30. Bulb, Illuminating Small Gauges (12V, 2.2W)	C15788	4
16. Fibre Washer, on Fixing Screw	BD5453	2	31. Bulb Holder, for Small Gauges	C16897	4
17. Bulbholder, in Instrument Panel	C28503	3	32. Clock	C28497	1
Pop Rivet, securing Bulb Holder	BD1814/1	6	33. Bulb, illuminating Clock (2W Lilliput)	C15787	1
18. Bulb, for Instrument Panel (2W Lilliput)	C15787	3	Strap for Clock	11594	1
19. Fuse Indicator Plate	C28509	1	Battery, for Clock	C27103	1
20. Nut, securing Fuse Indicator Plate and Cable Clip	UCN116/L	2	Cigar Lighter	C34863	1

SPEEDOMETER & REV COUNTER: S1.5



SPEEDOMETER & REV COUNTER - S1.5

1. SPEEDOMETER

MPH

For use with a 3.31:1 Final Drive	C29165	1
For use with a 3.54:1 Final Drive	C30913	1
For use with a 2.88:1 Final Drive	C30914	1
For use with a 3.07:1 Final Drive	C30915	1

KPH

For use with a 3.31:1 Final Drive	C29543	1
For use with a 3.54:1 Final Drive	C29544	1
For use with a 2.88:1 Final Drive	C29545	1
For use with a 3.07:1 Final Drive	C29546	1

Speedometer Face KPHFACE

2. Remote Control, for Trip Mileage Recorder	C26162	1
--	--------	---

3. Speedometer Cable, complete

RHD OTS and FHC Models only	C24878	1
LHD OTS and FHC Models only	C24870	1
RHD 2+2 Model only	C25566	1
LHD 2+2 Model only	C24196	1
Clip, securing Speedo Cable to Pedal Housing		
LHD Cars only	C1040/8	1
Clip, securing Speedo Cable at top of Clutch Housing		
LHD Cars only	C18128	1
Clip, securing Speedo Cable		
RHD OTS and FHC Cars only	C17410	1
Setscrew, securing Speedo Cable Clip		
RHD OTS and FHC Cars only	UFS131/4R	1
Nut, on Setscrew		
RHD OTS and FHC Cars only	UFN131/L	1
Washer, Shakeproof, under Nut		
RHD OTS and FHC Cars only	C725	1
4. Right-Angle Gearbox, for Speedometer Cable	C25547	1
5. Revolution Counter	C28499	1
6. Bulb Holder, for Speedometer illumination	C16897	2
7. Bulb Holder, for Revolution Counter illumination	C16898	2
8. Bulb, illuminating Speedometer and Revolution Counter and Warning Lights in Speedometer (12V, 2.2W)	C15788	7

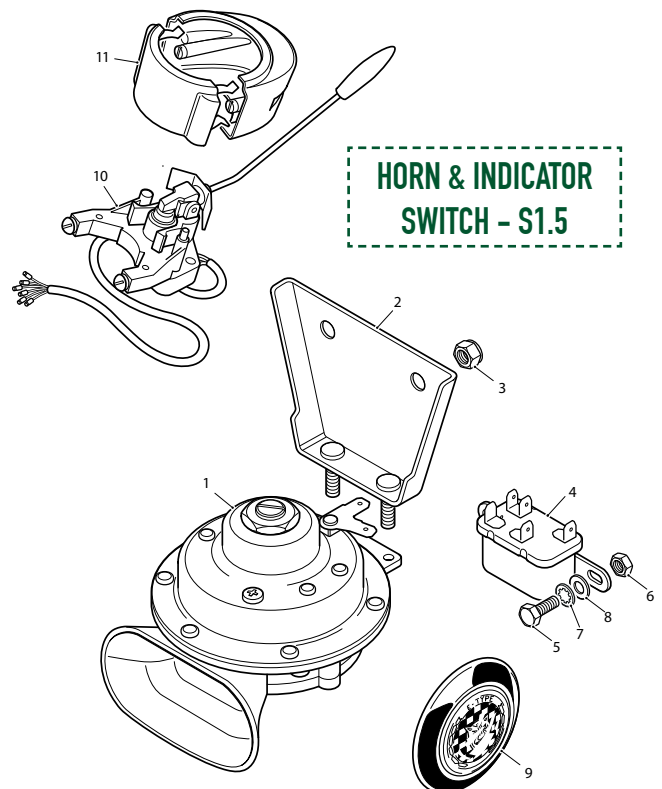
SPEEDOMETER & REV COUNTER: S1.5

(CONTINUED FROM PAGE 476)

9. Warning Light, for Choke Control	C29109	1	18. Bulb, for Direction Indicator Warning 12V, 2.2W)	C15788	2
10. Bulb (2W Lilliput)	C15787	1	19. Warning Light, for Handbrake and Brake Fluid Level	38726	1
11. Choke Operation Plate	BD32487	1	20. Cover and Window	8096	1
Hammered Drive Screw, securing Plate	BD33017/1	2	Lucar Blade, for Cable Connect	8638	1
12. Choke Operation and Illumination Assembly	JS231	1	Insulator, for Blade	8639	1
10. Bulb (2W Lilliput)	C15787	1	Lucar Blade, for Cable Connect	8640	1
13. Heater Operation and Illumination Assembly	JS230	1	Rubber Sleeve, over Warning Light Terminals	C2607	1
10. Bulb (2W Lilliput)	C15787	1	21. Escutcheon, for Handbrake and Brake Fluid Warning Light	C19637	1
14. Headlamp Dipper Switch, on Facia Panel	C35098	1	Switch, for Handbrake Warning Lamp	C16660	1
15. Retaining Ring, securing Dipper Switch to Facia Panel	NSS	1	Nut, securing Switch to Bracket	UFN225/L	1
16. Escutcheon, for Headlamp Dipper Switch	C20305	1	22. Hazard Warning Lamp	C28521	1
17. Warning Light, for Direction Indicator	C16927	1	23. Nut, Self-Locking	C29131	1
Window	8641	1	24. Spacing Nut	C28900	1
Body	8642	1	25. Escutcheon, Hazard Warning	C28518	1

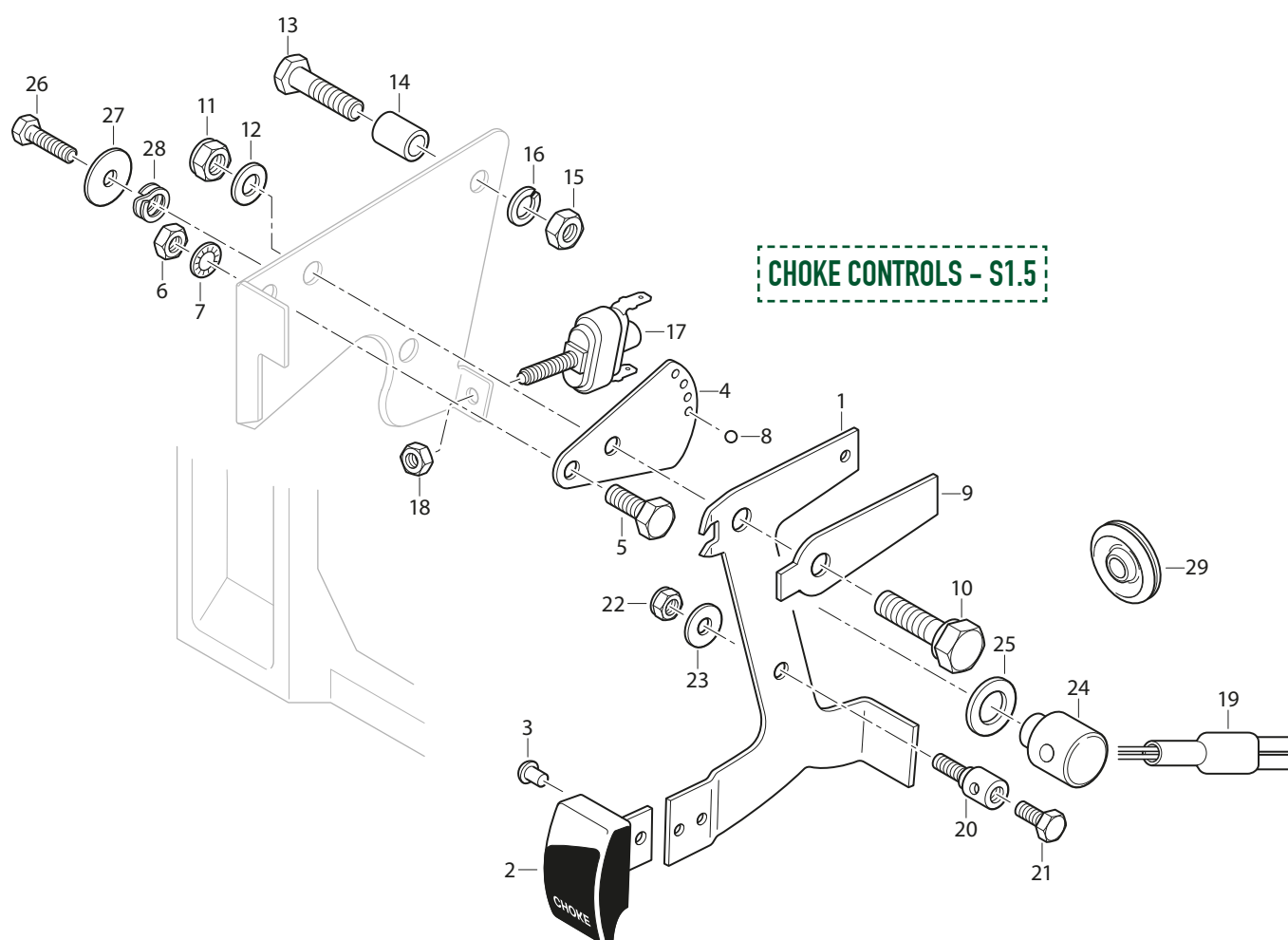
HORN & INDICATOR SWITCH: S1.5

1. Horn High Note	C19081	1
Horn Low Note	C19080	1
Nut, securing Horns to Bonnet	UFN125/L	4
Washer, Shakeproof, under Nuts	C724	4
2. Bracket Assembly, on Front Frame		
Cross Member Bolts, mounting Horns	C25115	2
3. Nut, Self-Locking, securing Horns to Brackets	C8667/1	4
4. Horn Relay	C17338	1
5. Screw, Set, securing Horn Relay to LH Mudshield	UFS419/3H	2
6. Nut, on Setscrews	UFN119/L	2
7. Washer, Shakeproof under Nuts	C723/A	2
8. Washer, Plain, under Shakeproof Washers	AW102/T	2
9. Steering Column Horn Push Assembly	C16070	1
10. Direction Indicator/Headlamp Flasher Switch (Less Covers)	C28489	1
11. Cover Assembly for Direction Indicator/ Headlamp Flasher Switch	C28490	1



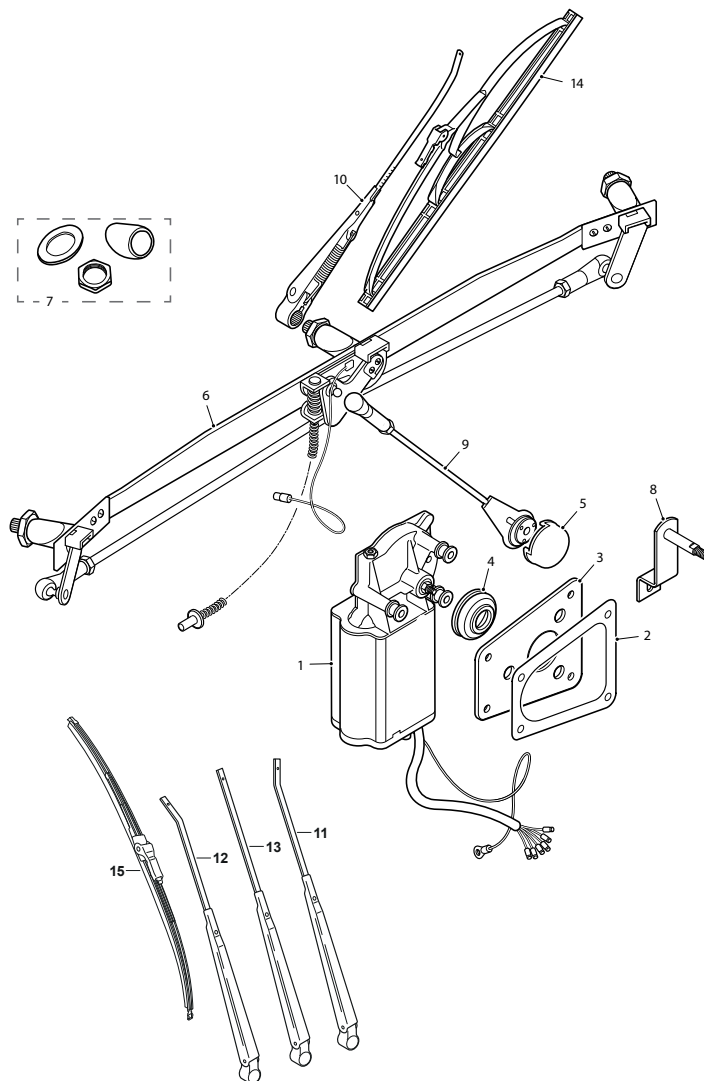
CHOKE CONTROLS: S1.5

1. Choke Control Arm	BD32465	1	16. Washer, Spring, under Nut	FG105/X	1
2. Knob Assembly, for Control Arm	BD33473	1	17. Switch, operating Choke Warning Light	C16660	1
3. Rivet, securing Knob to Arm	BD33347/1	2	18. Nut, securing Switch	UFN225/L	2
4. Quadrant Plate, for Control Arm	C17908	1	19. Choke Cable Assembly	C29043	1
5. Setscrew, securing Quadrant Plate	UFS125/4R	1	20. Inner Cable Holder	C29044	1
6. Nut, on Setscrew	UFN125/L	1	21. Setscrew, Clamping Inner Cable in Holder	UCS113/2R	1
7. Washer, Shakeproof, under Nut	C724	1	22. Nut, Self-Locking, securing Holder to Control Arm	C8667/20	1
8. Ball Bearing, between Arm and Quadrant Plate	BD11489	1	23. Washer, Plain, under Nut	AW104/T	1
9. Leaf Spring, tensioning Ball Bearing	C17910	1	24. Pivot, for Outer Cable	C29045	1
10. Pivot Bolt, for Control Arm	C17911	1	25. Washer, Plain, under Pivot	FW106/T	1
11. Nut, Self-Locking, on Pivot Bolt	C8737/2	1	26. Setscrew, securing Pivot	UFS119/4R	1
12. Washer, Plain, under Nut	FW105/T	1	27. Washer, on Setscrew	C5203/1	1
13. Bolt, securing Quadrant Plate to Facia	UFB131/9R	1	28. Washer, Double Coil Spring, on Setscrew	BD1708/2	1
14. Distance Piece, on Bolt	BD32743	1	29. Grommet, for Outer Cable in Dash	BD11524	1
15. Nut, on Bolt	UFN131/L	1			



WIPER MOTOR, WIPER ARMS & BLADES: S1.5

1. Windscreen Wiper Motor Assembly		
RHD Cars	8575	1
LHD Cars	C28484	1
2. Gasket, at Wiper Mounting	BD16718	1
Screw, Set, securing Wiper Motor	UFS125/4R	4
Washer, Shakeproof, on Setscrews	C724	4
3. Plate, mounting Motor (54711590)	8660	1
4. Rubber Seal, for Plate (54711593)	8661	1
5. Cover, over Cam Mechanism (54712745)	8670	1
6. Windscreen Wiper Link Set	8636	1
Main Link Assembly	8683	2
7. Wiper Bezel Kit	8655K	3
Main Link Assembly	8683	2
Snaplock Joint	8684	2
Locknut	8650	2
8. Rotary Link	8647	1
9. Primary Link	8648	1
Locknut	8650	1
10. Windscreen Wiper Arm		
OTS & FHC Cars		
RHD - Standard	10079	3
RHD - Up-rated	10079U	3
LHD - Standard	10080	3
LHD - Up-rated	10080U	3
2+2 Cars		
11. RH Wiper Arm	11586	3
12. LH Wiper Arm	11587	3
13. Centre Wiper Arm	11588	3
Wiper Blade		
14. OTS & FHC Cars	8183	3
15. 2+2 Cars	12311	3



WIPER MOTOR, ARMS & BLADES - S1.5

UPRATED WIPER ARMS 10079U RHD 10080U LHD

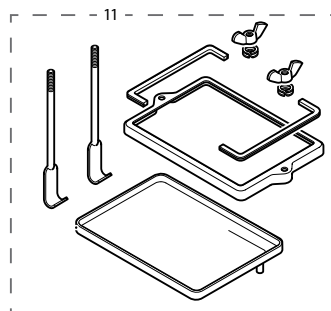
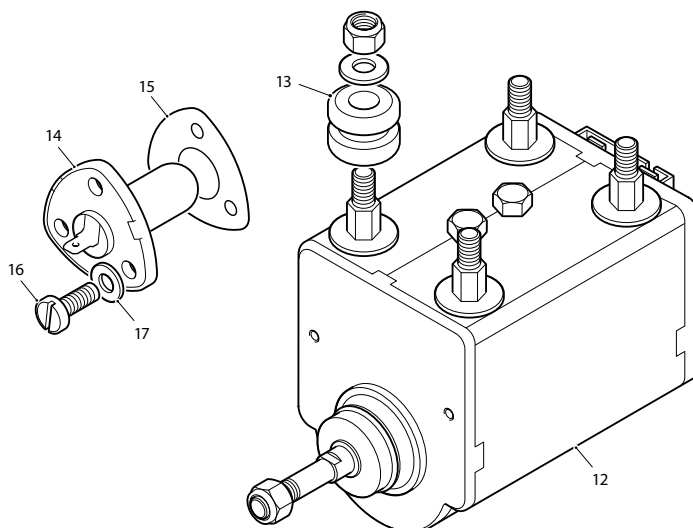
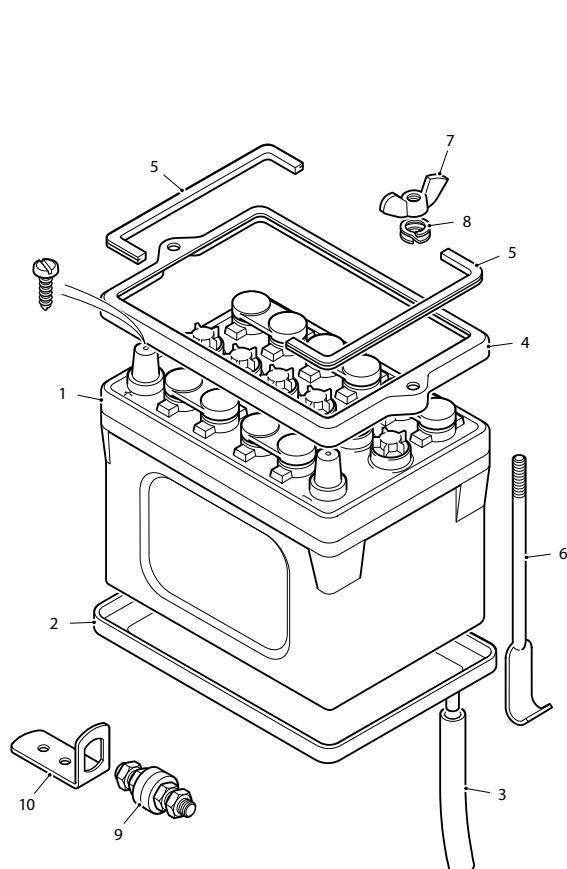
These uprated arms have increased tension onto the windscreen.
Clamp fixing onto the spindle rather than the push-on type.
The arms also have an adjustable length and are made from rust resistant stainless steel.



BATTERY & COOLING FAN MOTOR: S1.5

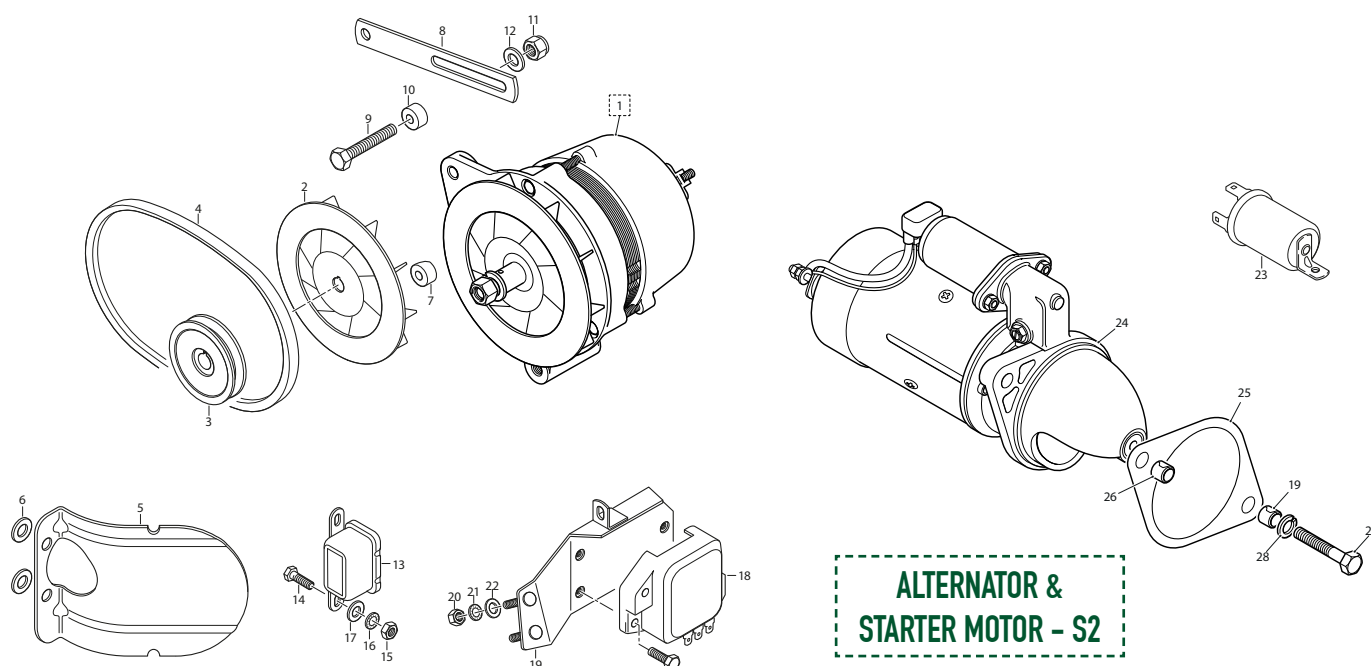
1. Battery	C16061
2. Battery Tray	C16473
3. Drain Tube, for Battery Tray (5" long)	C10640/2
4. Battery Clamp	C16474
5. Pad (Rubber) for Battery Clamp	C19506
6. Rod, Through Clamp, Securing Battery	SBS9057
7. Wing Nut, on Rods	C16475
8. Washer, Spring, under Wing Nuts	C17084
Battery Cable (Negative To Earth)	FG204/X
Screw, Set, securing Battery Earth Cable to Scuttle	C24495
Nut, on Setscrew	UFS137/4R
Washer, Shakeproof, on Setscrew	UFN137/L
Washer, Plain, under Shakeproof Washer	C726
Battery Cable (Positive) from Battery to Terminal Post	FW106/T
Screw, securing Cables to Battery Posts	C24496

9. Terminal Post Assembly	6826	2
10. Bracket, Mounting Terminal Post	C22257	1
Screw, Set, securing Bracket to Control Box Bracket	C24393	1
Nut, on Setscrews	UFS119/3R	2
Washer, Shakeproof, under Nuts	UFN119/L	2
Cable From Terminal Post To Starter Motor	C723/A	2
11. Battery Clamp Kit	C24497	1
12. Electric Motor, Driving Radiator Fan	C28133	2
13. Grommet, mounting Fan Motor	C18110	8
Nut, Self-Locking, securing Electric Motor to Bracket on Cross Member	C8667/17	8
Washer, Plain, under Nuts	C18111	8
14. Thermostat, In Header Tank, controlling Fan Motor	C18559	1
15. Gasket, under Thermostat	C2475	1
16. Screw, Set, securing Thermostat	UFS119/4R	3
17. Washer (Copper) on Setscrews	AW102/E	3



**BATTERY & COOLING
FAN MOTOR - S1.5**

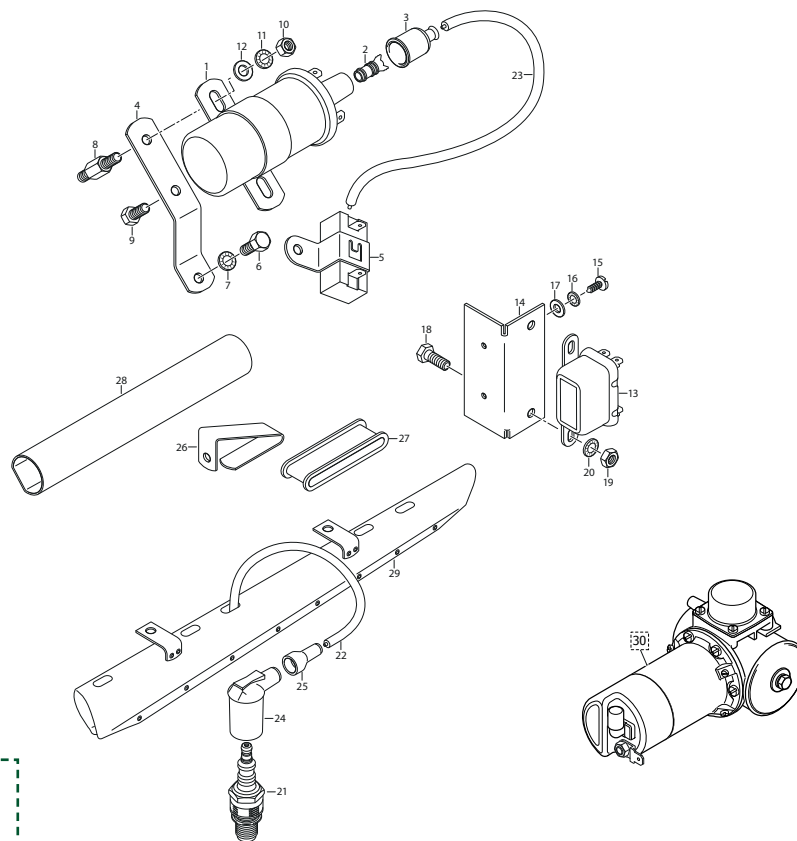
ALTERNATOR & STARTER MOTOR: S2



ALTERNATOR & STARTER MOTOR - S2

1. Alternator	C29168	1	15. Nut, on Setscrew	UFN119/L	2
2. Alternator Cooling Fan	C29779	1	16. Washer, Shakeproof, under Nut	C723/A	2
3. Alternator Pulley	C23123	1	17. Washer, Plain, under Shakeproof Washer	AW102/T	2
4. Belt, driving Alternator	C29608	1	18. Control Box	C22253	1
5. Heat Shield, for Alternator	C31757	1	19. Bracket Assembly, mounting Control Box and Terminal Post Assembly	C25838	1
6. Distance Piece, on Manifold Studs, under Heat Shield	C19706	2	20. Nut, securing Bracket to Body	UFN119/L	4
Bracket, mounting Alternator	C30615	1	21. Washer, Shakeproof, under Nut	C723/A	4
Setscrew, Bracket to Block	UFS143/6R	2	22. Setscrew, securing Control Box to Bracket	UFS319/4H	2
Washer, Shakeproof, on Setscrew	C727	2	23. Control Unit, for Ignition Warning Light (3AW)	BMK1092J	1
Bolt, Alternator to Mounting Bracket	UFB131/9R	1	N.B. For USA Spec Cars and Cars with Air Conditioning, please contact your local sales team with your chassis and engine numbers.		
Bolt, Alternator to Mounting Bracket	UFB131/11R	1			
Washer, Plain, on Bolt	FW205/T	1	24. Starter Motor	C27178	1
7. Distance Piece, under Bolt	C24424	1	High Torque Starter Motor	USM003	
Washer, Plain, under Distance Piece and Nut	FW105/T	2	25. Spigot Plate, for Starter Motor	C22488	1
8. Adjusting Link, for Alternator	C29847	1	26. Ring Dowel, locating Spigot Plate	C22489	2
9. Setscrew, securing Adjusting Link to Alternator	UCS131/12R	1	27. Bolt, securing Starter Motor and Spigot Plate to Clutch Housing	UFB137/13R	2
10. Distance Piece, under Setscrew	C24424	1	28. Washer, Spring, on Bolts	FG106/X	2
11. Nut, Self-Locking (UNC), on Setscrew	C8667/10	1			
12. Washer, Plain, under Nut	FW105/T	1			
13. Relay, for Alternator	C24158	1			
14. Setscrew, securing Alternator Relay to Mudshield	UFS419/3H	2			

FUEL PUMP & IGNITION COIL: S2

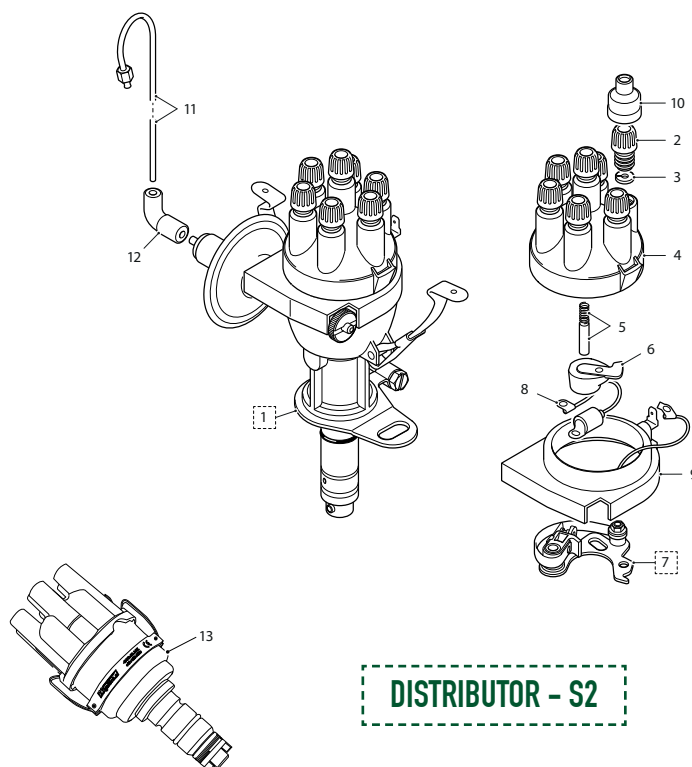


FUEL PUMP & IGNITION COIL - S2

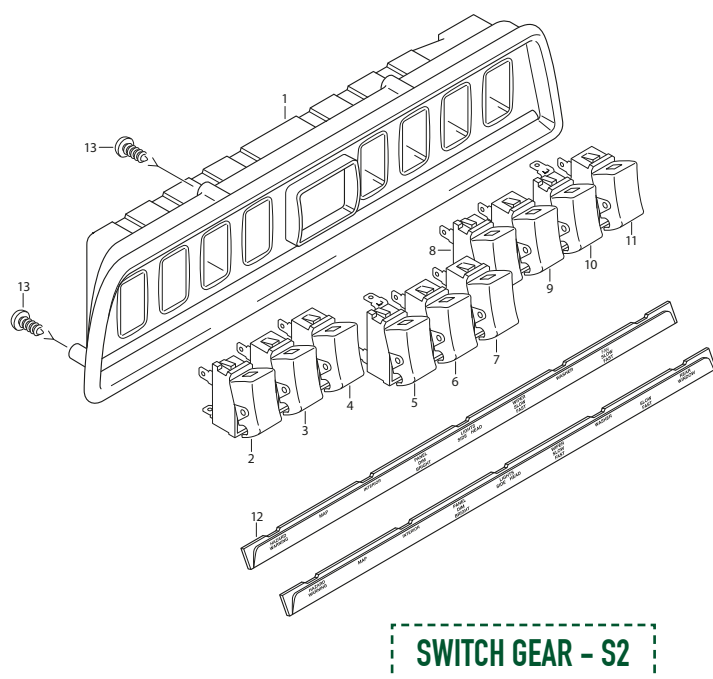
1. Ignition Coil			
For cars not fitted with Ballast Resistor Ignition	C30120	1	
For cars fitted with Ballast Resistor Ignition	C32579	1	
2. Ferrule, for High Tension Lead	C30121	1	
3. Rubber Sleeve, for High Tension Lead	C28854	1	
4. Bracket, on Front Cross Member, for Coil mounting			
For cars not fitted with Ballast Resistor Ignition	C8047	1	
For cars fitted with Ballast Resistor Ignition	C33376	1	
5. Ballast Resistor			
For cars fitted with Ballast Resistor Ignition	C32578	1	
6. Setscrew, mounting Coil Mounting Bracket and Fan Relay Bracket to Front Cross Member	UFS143/4R	1	
7. Washer, Shakeproof, on Setscrew	C727	1	
8. Stud, in Front Cross Member, mounting Bracket	C33377	1	
9. Setscrew, mounting Coil and Ballast Resistor to Bracket	UFS125/5R	1	
10. Nut, on Stud and Setscrew	UFN125/L	2	
11. Washer, Shakeproof, on Setscrew and under Nut	C724	3	
12. Washer, Plain, under Shakeproof Washer and Nut	FW104/T	2	
13. Relay, for Starter Solenoid	C32576	1	
14. Bracket, for Relay on Dash	C33243	1	
15. Screw, Self-Tapping, securing Bracket to Dash	DAZ810/8C	2	
16. Washer, Shakeproof, on Self-Tapping Screw	C723/A	2	
17. Washer, Plain, under Shakeproof Washer	AW102/T	2	
18. Setscrew, securing Relay to Bracket	UFS119/4R	2	
19. Nut, on Setscrew	UFN119/L	2	
20. Washer, Shakeproof, under Nut	C723/A	2	
21. Sparking Plug	11763	6	
22. High Tension Cable (21 feet)	SBS1010	1	
23. High Tension Cable (Coil to Distributor)	C30190/1	1	
24. Spark Plug Terminal and Suppressor	C27494	6	
25. Rubber Sleeve, for Spark Plug Terminals	C27856	6	
26. Clip, retaining Spark Rug Leads to Thermostat Housing	C25127	1	
27. Grommet, in Clip	3204	1	
28. Sleeve (PVC) on Spark Plug Leads	C19889	1	
29. Conduit, enclosing Spark Plug Leads	C24126	1	
30. Fuel Pump			
Standard	AZX1308	1	
Electronic	AZX1308EN	1	

DISTRIBUTOR: S2

1. Distributor 22D6	C25285	1
2. Nut, for connection of High Tension Cables	C11906	7
3. Washer at end of High Tension Cables	C5452	7
4. Cap	JLM9523	1
5. Brush and Spring, inside Cap	6479	1
6. Rotor	JLM263	1
7. Contact Set	JLM9520	1
Insulating Bush, for Contact Breaker Lever	6487	1
8. Condenser	JLM9656	1
9. Waterproof Cover, complete with Terminal, Bush, and L.T. Lead	RTC175	1
Earth Lead	9934	1
Weight, Auto-Advance	9936	1
Vacuum Unit	9969	1
O Ring, on Distributor Spigot	9938	1
Driving Dog	513679J	1
10 .Sleeve on Distributor Cables	C2607	7
11. Suction Pipe from Front Carburettor to Distributor Vacuum Unit	C21576	1
12. Elbow (PVC) connecting Suction Pipe to Vacuum Unit	C21573	1
13. 123IGN Electronic Ignition		
Negative Earth	123IGN	1
Positive Earth	123IGN-POS	1

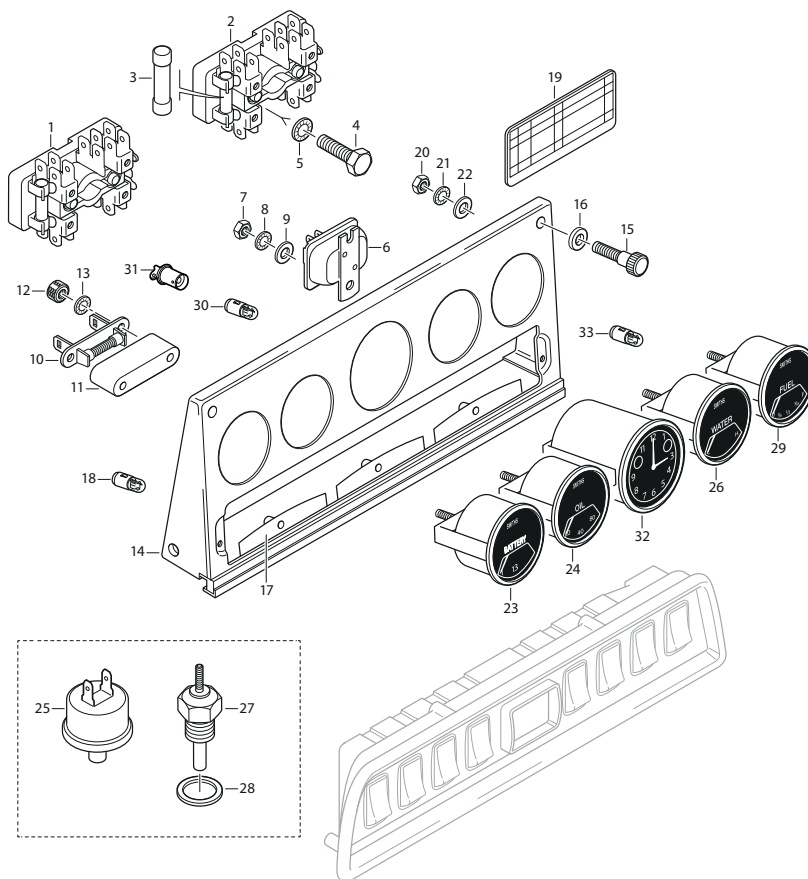


SWITCH GEAR: S2



1. Switch Surround	C28616	1
2. Hazard Warning Switch	C34683	1
3. Map Lamp Switch	C32849	1
4. Interior Lamp Switch	C32849	1
5. Panel Light Switch	39599	1
6. Sidelamp Switch	C32850	1
7. Headlamp Switch	C32849	1
8. Wiper Switch	C33862	1
9. Washer Switch	C32852	1
10. Fan Switch	39600	1
11. Rear Window (Heater) Switch	C32849	1
12. Switch Indicator Strip		
With Heated Rear Window	C28582	1
Without Heated Rear Window	C28583	1
13. Screw, Self-Tapping, securing Switch Surround into Instrument Panel Assembly	BD32187/1	4
Rocker Switch Repair Kit	TSK2	1

INSTRUMENT PANEL & FUSES: S2



INSTRUMENT PANEL & FUSES - S2

1. Fuse Box	C16053	3
Fuse (35 amp)	C5638	12
2. Fuse Box	C21996	1
3. Fuse (35 amp)	C5638	2
Fuse (50 amp)	C13932	2
4. Setscrew, securing Fuse Boxes to Dash	UFS319/4H	4
5. Washer, Shakeproof, on Setscrews	C723/A	4
6. Voltage Control Unit, on Instrument Panel	148876J	1
7. Nut, securing Voltage Control Unit	UCN116/L	1
8. Washer, Shakeproof, under Nut	C722	1
9. Washer, Special, under Shakeproof Washer	BD541/29	1
10. Resistor, on Instrument Panel	C28575	1
11. Ceramic Protector	C32120	1
12. Knurled Nut	C32884	2
13. Washer, Shakeproof, under Knurled Nut	C722	2
14. Instrument Panel Assembly (Trimmed Black)	C28506	1
15. Fixing Screw, for Instrument Panel	C27398	2
16. Fibre Washer, on Fixing Screw	BD5453	2
17. Bulbholder, in Instrument Panel	C28503	3
Pop Rivet, securing Bulb Holder	BD1814/1	6
18. Bulb, for Instrument Panel (2W Lilliput)	C15787	3

19. Fuse Indicator Plate	C28509	1
20. Nut, securing Fuse Indicator Plate and Cable Clip	UCN116/L	2
21. Washer, Shakeproof, under Nuts	C722	2
22. Washer, Special, under Shakeproof Washers	BD541/29	2
23. Battery Indicator Gauge	C28607	1
24. Oil Pressure Gauge	C28495	1
25. Element, for Oil Pressure Gauge	C15474	1
26. Water Temperature Gauge	C29878	1
27. Element, in Manifold for Water Gauge	C16895	1
28. Copper Washer, on Element	C2296/1	1
29. Petrol Gauge	C28496	1
Petrol Gauge Element, in Tank	C20429	1
Lucar Blade, for Element	C15789	1
Gasket, between Element and Tank	C937	1
30. Bulb, Illuminating Small Gauges (12V, 2.2W)	C15788	4
31. Bulb Holder, for Small Gauges	C16897	4
32. Clock (CET-3201/00)		
Chassis Nos. 1R.1350, 1R.10536, 1R.24424, 1R.26834, 1R.35563, 1R.42676	C28497	1
Chassis Nos. 1R.1351, 1R.10537, 1R.24425, 1R.26835, 1R.35564, 1R.42677	C32438	1
33. Bulb, illuminating Clock (2W Lilliput) (281)	C15787	1

ELECTRONIC IGNITION...



A **complete distributor** replaces most 6-Cylinder distributors that were used in 3.8 and 4.2 XK engines.

The **electronic upgrade** offers **16 different advanced curves** that can be easily selected to your **individual requirements**.

A **tune model** is also available, programmable via a USB connection to your computer.

STANDARD
123IGN

TUNE MODEL
123IGN/3



MAGNETRONIC IGNITION KIT

Replaces the condensor and the points, making it maintenance free!

MTK005



IGNITOR IGNITION KIT

Fits within the original distributor housing with no ignition module.

XKDMBZ (3.8)
XK22D (4.2 D6)



OPTRONIC IGNITION KIT

No permanent modification required. With OEM components.

PMA50

SPEEDOMETER & REV COUNTER: S2

1. SPEEDOMETER

OTS AND FHC MODELS

MPH

For use with a 3.31:1 Final Drive	C30913	1
For use with a 3.54:1 Final Drive	C29165	1
For use with a 2.88:1 Final Drive	C30914	1
For use with a 3.07:1 Final Drive	C30915	1

KPH

For use with a 3.31:1 Final Drive	C29543	1
For use with a 3.54:1 Final Drive	C29544	1
For use with a 2.88:1 Final Drive	C29545	1
For use with a 3.07:1 Final Drive	C29546	1

2+2 AUTOMATIC MODELS

MPH

For use with a 3.31:1 Final Drive	C29165	1
For use with a 2.88:1 Final Drive	C30915	1
For use with a 3.07:1 Final Drive	C30913	1

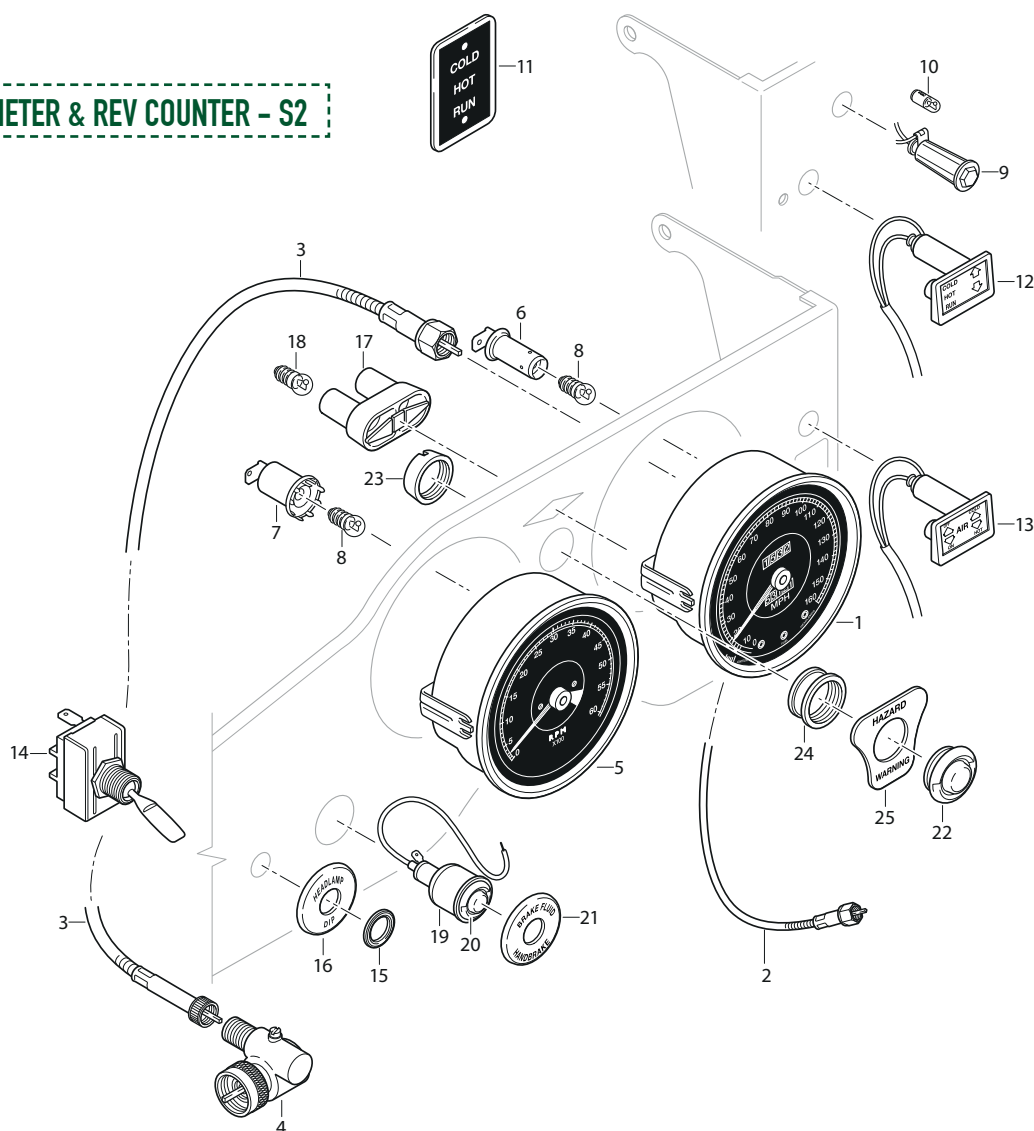
KPH

For use with a 3.31:1 Final Drive	C29544	1
For use with a 2.88:1 Final Drive	C29546	1
For use with a 3.07:1 Final Drive	C29543	1

Speedometer Face

KPHFACE

SPEEDOMETER & REV COUNTER - S2



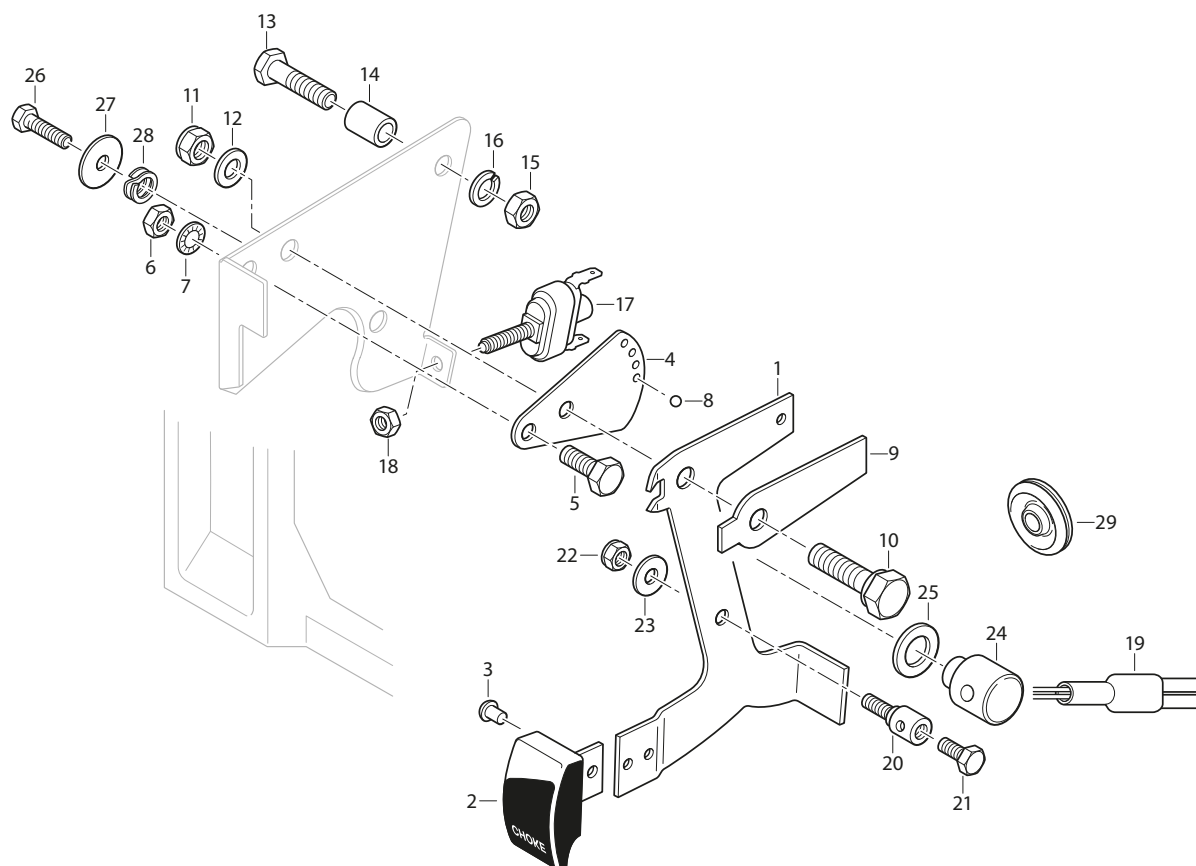
SPEEDOMETER & REV COUNTER: S2

2. Remote Control, for Trip Mileage Recorder	C26162	1	19. Warning Light, for Handbrake and Brake Fluid Level	38726	1
3. Speedometer Cable, complete			20. Cover and Window	8096	1
RHD OTS and FHC Models only	C24878	1	Lucar Blade, for Cable Connect	8638	1
LHD OTS and FHC Models only	C24870	1	Insulator, for Blade	8639	1
RHD 2+2 Model only	C25566	1	Lucar Blade, for Cable Connect	8640	1
LHD 2+2 Model only	C24196	1	18. Bulb (12V, 2.2W) (987)	C15788	1
Clip, securing Speedo Cable to Pedal Housing			Rubber Sleeve, over Warning Light Terminals	C2607	1
LHD Cars only	C1040/8	1	21. Escutcheon, for Handbrake and Brake Fluid Warning Light	C19637	1
Clip, securing Speedo Cable at top of Clutch Housing			Switch, for Handbrake Warning Lamp	C16660	1
LHD Cars only	C18128	1	Nut, securing Switch to Bracket	UFN225/L	1
Clip, securing Speedo Cable			22. Hazard Warning Lamp	C28521	1
RHD OTS and FHC Cars only	C17410	1	18. Bulb (12V, 2.2W)	C15788	1
Setscrew, securing Speedo Cable Clip			23. Nut, Self-Locking	C29131	1
RHD OTS and FHC Cars only	UFS131/4R	1	24. Spacing Nut	C28900	1
Nut, on Setscrew			25. Escutcheon, Hazard Warning	C28518	1
RHD OTS and FHC Cars only	UFN131/L	1			
Washer, Shakeproof, under Nut					
For RHD OTS and FHC Cars only	C725	1			
4. Right-Angle Gearbox, for Speedometer Cable	C25547	1			
5. Revolution Counter					
Chassis Nos. up to 1R.1183, 1R.9456), 1R.20260, 1R.26319, 1R.35332, 1R.42012	C28499	1			
Chassis Nos. from 1R.1184, 1R.9457, 1R.20261, 1R.26320), 1R.35333, 1R.42013	C30916	1			
6. Bulb Holder, for Speedometer illumination	C16897	2			
7. Bulb Holder, for Revolution Counter illumination	C16898	2			
8. Bulb, illuminating Speedometer and Revolution Counter and Warning Lights in Speedometer (12V, 2.2W)	C15788	7			
9. Warning Light, for Choke Control	C29109	1			
10. Bulb (2W Lilliput)	C15787	1			
11. Choke Operation Plate	BD32487	1			
Hammered Drive Screw, securing Plate	BD33017/1	2			
12. Choke Operation and Illumination Assembly	JS231	1			
10. Bulb (2W Lilliput)	C15787	1			
13. Heater Operation and Illumination Assembly	JS230	1			
10. Bulb (2W Lilliput)	C15787	1			
14. Headlamp Dipper Switch, on Facia Panel	C35098	1			
15. Retaining Ring, securing Dipper Switch to Facia Panel	NSS	1			
16. Escutcheon, for Headlamp Dipper Switch	C20305	1			
17. Warning Light, for Direction Indicator	C16927	1			
Window	8641	1			
Body	8642	1			
18. Bulb, for Direction Indicator Warning (12V, 2.2W)	C15788	2			

SPEEDOMETER FACE (KPH)
KPHFACE



CHOKE CONTROLS: S2

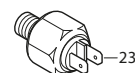
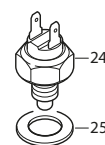
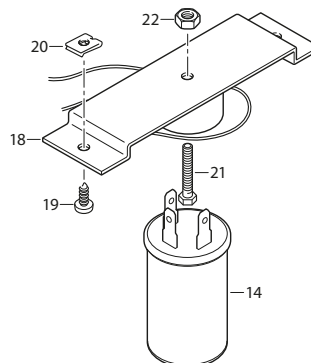
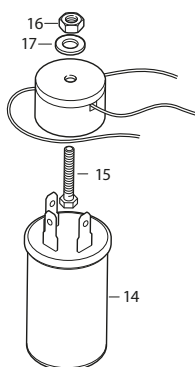
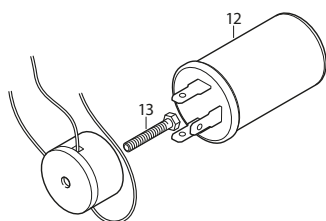
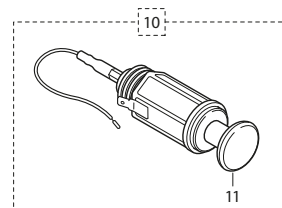
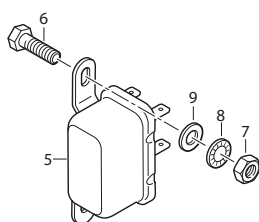
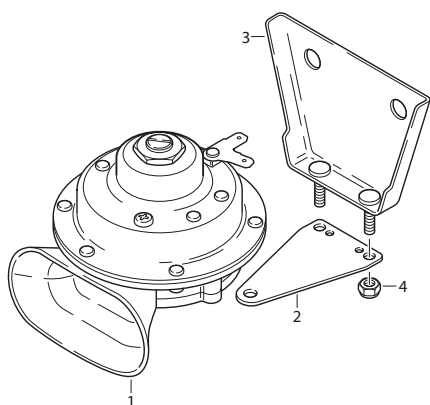


CHOKE CONTROLS- S2

1. Choke Control Arm	C30549	1	19. Choke Cable Assembly		
2. Knob Assembly, for Control Arm	BD33473	1	Not for USA and Canada	C18126	1
3. Rivet, securing Knob to Arm	BD33347/1	2	For USA and Canada - OTS and FHC only	C34854	1
4. Quadrant Plate, for Control Arm	C17908	1	For USA and Canada - 2+2 only	C31397	1
5. Setscrew, securing Quadrant Plate	UFS125/4R	1	20. Inner Cable Holder		
6. Nut, on Setscrew	UFN125/L	1	For USA and Canada	C33429	1
7. Washer, Shakeproof, under Nut	C724	1	Not for USA and Canada	BD11721	1
8. Ball Bearing, between Arm and Quadrant Plate	BD11489	1	21. Setscrew, Clamping Inner Cable in Holder	UCS113/2R	2
9. Leaf Spring, tensioning Ball Bearing	C17910	1	22. Nut, Self-Locking, securing Holder to Control Arm	C8667/20	1
10. Pivot Bolt, for Control Arm	C17911	1	23. Washer, Plain, under Nut	AW104/T	1
11. Nut, Self-Locking, on Pivot Bolt	C8737/2	1	24. Pivot, for Outer Cable		
12. Washer, Plain, under Nut	FW105/T	1	For USA and Canada	C29045	1
13. Bolt, securing Quadrant Plate to Facia	UFB131/9R	1	Not for USA and Canada	C15998	1
14. Distance Piece, on Bolt	BD32743	1	25. Washer, Plain, under Pivot	FW106/T	1
15. Nut, on Bolt	UFN131/L	1	26. Setscrew, securing Pivot and Outer Cable	UFS119/4R	1
16. Washer, Spring, under Nut	FG105/X	1	27. Washer, Plain, on Setscrew	C5203/1	1
17. Switch, operating Choke Warning Light	C16660	1	28. Washer, Double Coil Spring, on Setscrew	BD1708/2	1
18. Nut, securing Switch	UFN225/L	2	29. Grommet, for Choke Cable		
			For USA and Canada	C16393	2
			Not for USA and Canada	BD11524	1

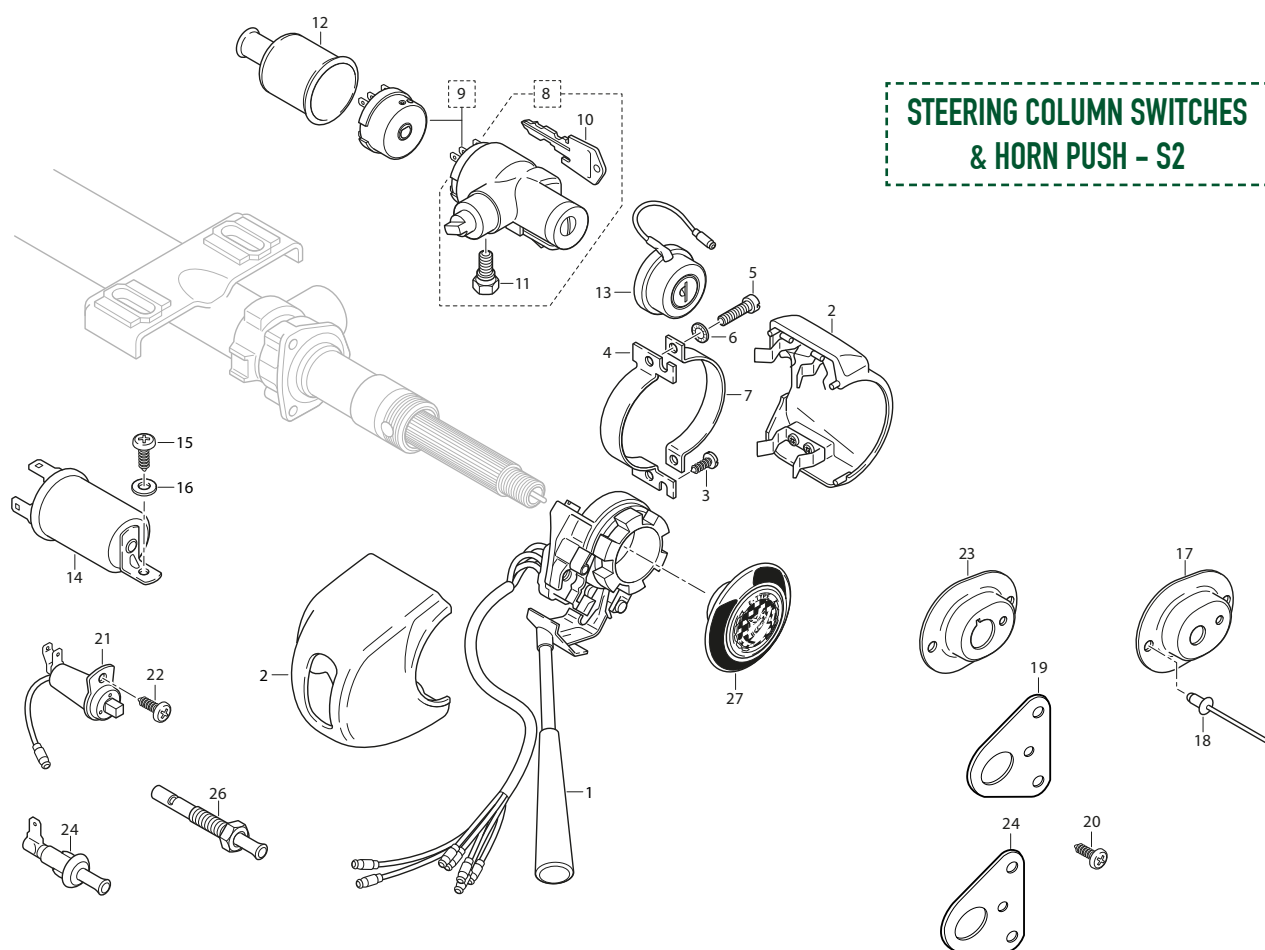
HORN, RELAYS & OTHER ELECTRICAL: S2

1. Horn (High Note)	C22254	1	13. Setscrew, securing Socket for Flasher Unit to Dash	UCS313/8H	1
2. Bracket, on Horn	10209	1	14. Hazard Flasher Unit	C28520	1
Horn (Low Note)	C22255	1	15. Setscrew, securing Socket for Flasher Unit to Dash	UCS313/8H	1
Bracket, on Horn	10209	1	16. Nut, on Setscrew	UCN113/L	1
3. Bracket, on Crossmember Mounting Horns	C25115	2	17. Washer, Shakeproof, under Nut	C721	1
4. Nut, Self-Locking, securing Horns to Bracket	C8667/1	4	18. Bracket, for Hazard Flasher Unit	C29087	1
5. Horn Relay	C17338	1	19. Screw, Self-Tapping, securing Bracket	DJZ408/6C	2
6. Setscrew, securing Horn Relay to Mudshield	UFS419/3H	2	20. Spire Nut, for Screw	BD8633/7	2
7. Nut, on Setscrew	UFN119/L	2	21. Setscrew, securing Socket for Flasher Unit to Bracket	UCS313/8H	1
8. Washer, Shakeproof, under Nut	C723/A	2	22. Nut, on Setscrew	UCN113/L	1
9. Washer, Plain, under Shakeproof Washer	AW102/T	2	23. Stop Light Switch	C16062	1
10. Cigar Lighter Assembly	C28500	1	24. Switch, in Gearbox Top Cover, for Reverse Lamps	C1083	1
11. Element Assembly	C18638/2	1	25. Gasket, for Switch	C4531	1
12. Turn Signal Flasher Unit	C16063	1			



**HORN, RELAYS & OTHER
ELECTRICAL - S2**

STEERING COLUMN SWITCHES & HORN PUSH: S2



1. Direction Indicator/Horn/Headlamp Flasher	C28489	1	9. Ignition Switch		
2. Cover, for Switch	C28490	1	Chassis Nos. from 1R.1393 - RHD, 1R.11052 - LHD (OTS), 1R.20486 - RHD, 1R.27051 - LHD (FHC), 1R.35643 - RHD, 1R.42850 - LHD (2+2)	C35846	1
3. Screw, Self-Tapping, securing Cover	DZZ410/6C	2	Early LHD Cars exported to countries where Steering Lock is compulsory	C30601S	1
4. Packing Piece, for securing Direction Indicator Switch	C31756	1	Not required when Steering Lock is fitted	C28522	1
5. Screw, securing Packing Piece and Clip to Direction Indicator Switch	NSS	2	Locking Barrel, for Ignition Switch	BD10610	1
6. Washer, Shakeproof, on Screw	NSS	2	10. Key, (blank) for Britax Steering Column Lock	RTC817CB	3
7. Clip, for Packing Piece	C26155	1	11. Shear Bolt, securing Steering Column Lock/Ignition Switch Assembly to Steering Column	12641	1
8. Steering Column Lock/Ignition Switch Assembly			12. Cover (Rubber), Protecting Ignition Switch Terminals	C26851	1
For Cars from Chassis Nos. 1R.1393, 1R.11052, 1R.20486, 1R.27051, 1R.35643, 1R.42850	C34182	1	13. Contact Cover, for Steering Column Lock	C34109	1
Early LHD Cars exported to countries where Steering Lock is compulsory	C30601	1	Contact Cover, for Steering Column Lock	C32570	1

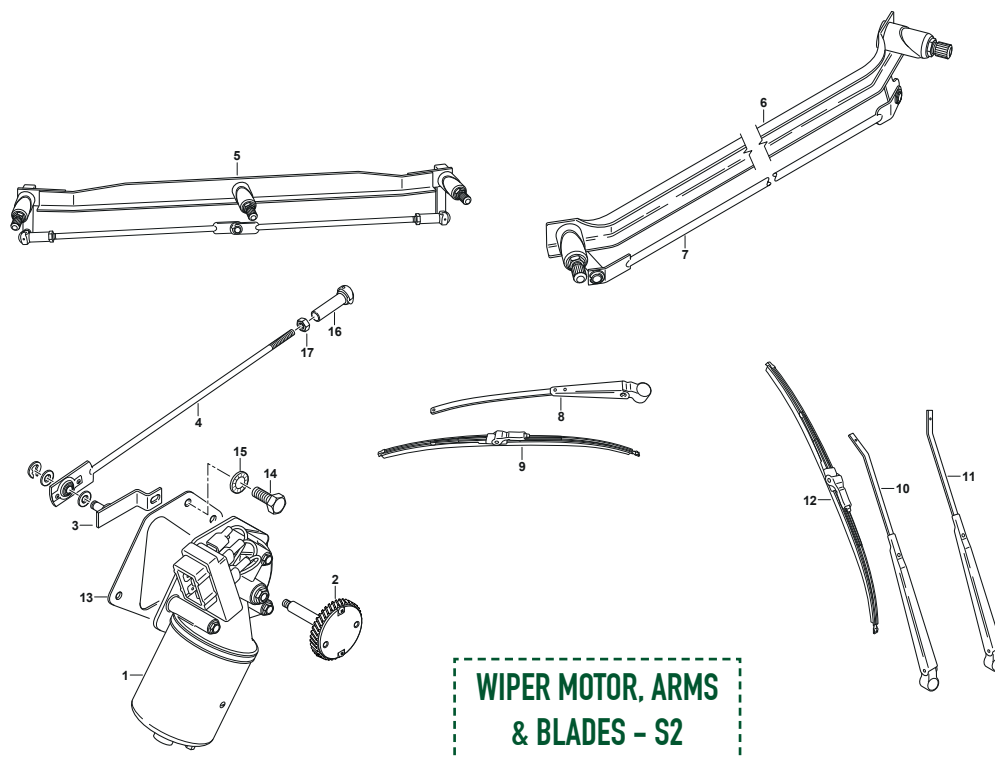
STEERING COLUMN SWITCHES & HORN PUSH: S2

14. Buzzer, for Key Alarm	C32566	1	21. Switch, in LH Door, for Map Lamp and Key Alarm		
15. Screw, Self-Tapping, securing Buzzer	DZC810/C	1	LHD Cars fitted with Key Alarm from Chassis Nos. 1R.11052 (OTS), 1R.27051 (FHC), 1R.42850 (2+2)	C32567	1
16. Washer, Plain, on Screw	AW102/T	1	22. Screw, Self-Tapping, securing Switch to Mounting Plate	DAZ806/6C	1
17. Mounting Plate, in LH Door A-Post for Switch			23. Mounting Plate, in LH Door A-Post, for Switch		
LHD Cars fitted with Key Alarm from Chassis Nos. 1R.11052 (OTS), 1R.27051 (FHC), 1R.42850 (2+2)	BD37745	1	SWB Cars from Chassis Nos. 1R.1393 - RHD, 1R.11052 - LHD (OTS), 1R.20486 - RHD, 1R.27051 - LHD (FHC)	BD37744	1
18. Pop Rivet, securing Mounting Plate to Hinge Pillar & A-Post	BD11712/2	4	24. Mounting Plate, in LH Door Hinge Pillar, for Switch		
19. Mounting Plate, in LH Door Hinge Pillar for Switch			2+2 Model only	BD37742	1
LHD Cars fitted with Key Alarm from Chassis Nos. 1R.11052 (OTS), 1R.27051 (FHC), 1R.42850 (2+2)	BD37743	1	25. Switch, in Door A-Post, for Map Lamp		
20. Screw, Self-Tapping, securing Mounting Plate to Pillar & A-Post	DAZ806/6C	4	SWB Models only	C16367	2
			26. Switch, in Door Hinge Pillar, for Map Lamp		
			2+2 Model only	C9653	2
			27. Motif Assembly, in centre of Steering Wheel	C28573	1



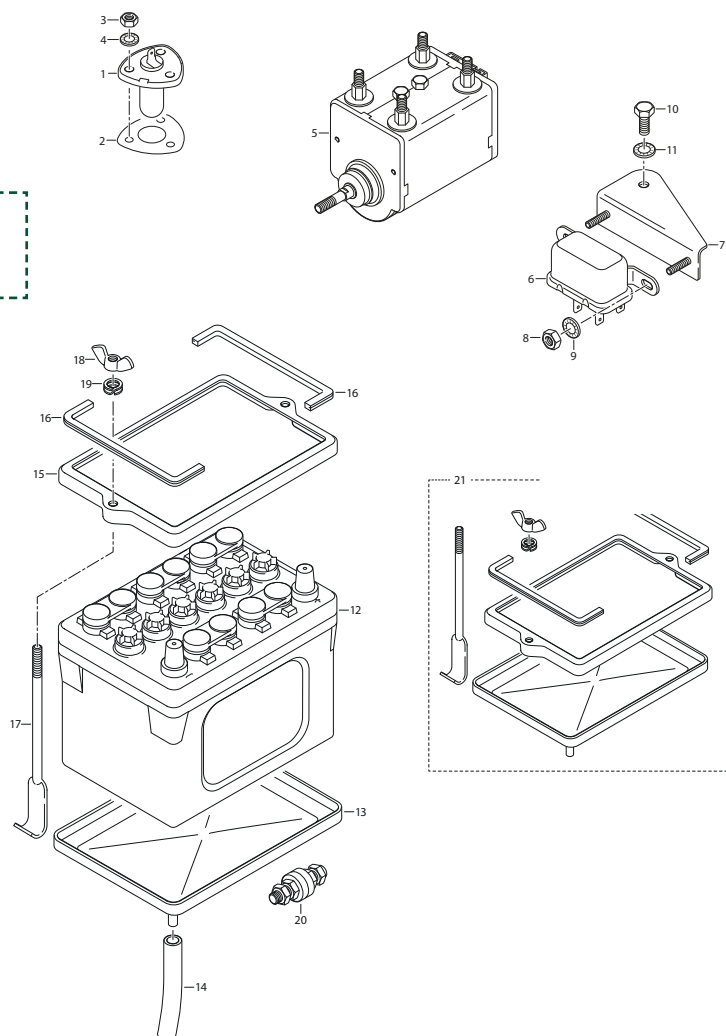
WIPER MOTOR, WIPER ARMS & BLADES: S2

1. Motor Assembly					
RHD OTS and FHC Models only	12356	1	9. Blade, for Wiper Arm	8183	
LHD OTS and FHC Models only	LRW111	1	10. Screen Wiper Arm		
RHD 2+2 Model only	C31003	1	2+2 Models		
LHD 2+2 Model only	C31004	1	RHD Models		
2. Gear Assembly, including Washers and Nut			RH (Driver Side)	12310	1
RHD Models	12532	1	LH (Passenger Side)	12308	1
LHD Models	12532-L	1	LHD Models		
3. Rotary Link	12535	1	11. Screen Wiper Arm, LH (Driver Side)	C35539	1
4. Primary Link Assembly			Screen Wiper Arm, RH (Passenger Side)	C35538	1
OTS and FHC Models	12529	1	12. Blade, for Wiper Arm	12311	2
2+2 Models	12529/1	1	13. Gasket, at Wiper Motor Mounting		
Backplate and Wheelboxes Assembly			For OTS and FHC Models only	BD16718	1
5. OTS and FHC Models	8636	1	For 2+2 Model only	BD35897	1
6. 2+2 Models	C31005	1	14. Setscrew, securing Wiper Motor	UFS125/4R	4
7. Main Link Assembly			15. Washer, Shakeproof, on Setscrew	C724	4
2+2 Models	12530	1	17. Snaplock Joint, on end of Primary Link	8684	1
8. Screen Wiper Arm			18. Locknut, securing Snaplock Joint onto Primary Link	8650	1
OTS and FHC Models					
RHD - Standard	10079	3			
RHD - Uprated	10079U	3			
LHD - Standard	10080	3			
LHD - Uprated	10080U	3			



BATTERY & COOLING FAN MOTOR: S2

BATTERY & COOLING FAN MOTOR - S2



1. Thermostatic Switch, in Radiator for controlling Relay for Fan Motors	C33598	1	14. Drain Tube (Rubber) for Tray (5" long)	C10640/2	1
2. Gasket, under Switch	C2475	1	15. Battery Clamp	C16474	1
3. Nut, securing Switch	UFN119/L	3	16. Pad (Rubber) for Battery Clamp	C19506	2
4. Washer, Shakeproof, on Setscrew Extension Harness, for Otter Switch	C723/A	3	17. Fixing Rod, through Clamp securing Battery	C32274	2
5. Electric Motor, Driving Cooling Fan	C28357	1	18. Wing Nut, on Rod	C17084	2
6. Relay, controlling Fan Motors	C28133	2	19. Washer, Double Coil Spring, under Wing Nut	FG204/X	2
7. Bracket, mounting Relay, on Front Cross Member	C18122	1	Battery Cable (Negative) to Earth	C24495	1
8. Nut, securing Relay to Bracket			Setscrew, securing Cable to Scuttle	UFS137/5R	1
9. Washer, Shakeproof, under Nut	C28134	1	Washer, Shakeproof, on Setscrew	C726	1
10. Setscrew, securing Bracket	UFN119/L	2	Washer, Plain, under Shakeproof Washer	FW106/T	1
11. Washer, Shakeproof, on Setscrew	C723/A	2	Battery Cable (Positive) to Terminal Post	C24496	1
12. Battery	UFS137/3R	1	Screw, securing Cables to Battery Posts	C2609	2
13. Battery Tray	C726	1	20. Terminal Post Assembly	C22257	1
	BATT091R	1	Cable, Terminal Post to Starter Motor	C24497	1
	C16473	1	21. Battery Clamp Kit	SBS9057	1

LIGHTING...

S1 3.8

- 495 • HEADLAMPS & FRONT LAMPS
- 496 • REAR LAMPS
- 497 • NUMBER PLATE & REVERSE LAMPS
- 498 • INTERIOR LAMPS

S1 4.2

- 499 • HEADLAMPS & FRONT LAMPS
- 500 • REAR LAMPS
- 502 • NUMBER PLATE & REVERSE LAMPS
- 503 • INTERIOR LAMPS

S1.5

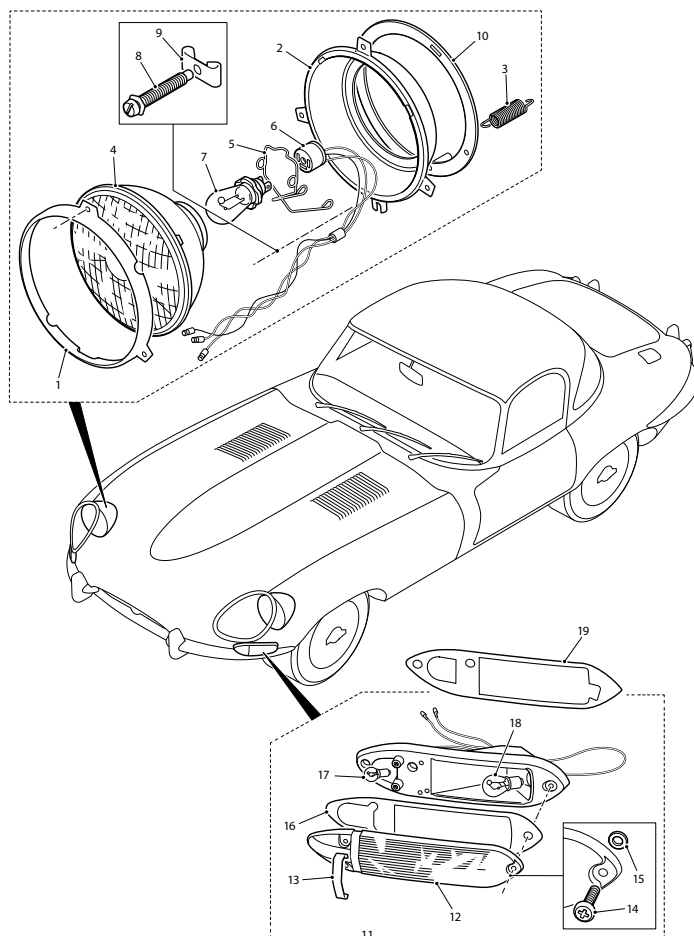
- 504 • HEADLAMPS & FRONT LAMPS
- 505 • REAR LAMPS
- 505 • HALOGEN HEADLAMP UPGRADES
- 507 • NUMBER PLATE & REVERSE LAMPS
- 508 • INTERIOR LAMPS

S2

- 508 • HEADLAMPS
- 509 • FRONT SIDE LAMPS
- 510 • SIDE MARKER & SIDE REPEATER LAMPS
- 511 • REAR LAMPS
- 512 • NUMBER PLATE & REVERSE LAMPS
- 512 • INTERIOR LAMPS

HEADLAMPS & FRONT LAMPS: S1 3.8

1. Plate, retaining Light Unit	8077	2
2. Rim, seating Light Unit	8595	2
3. Spring, retaining Seating Rim	8173	6
Screw, securing Light Unit	8596	6
4. Light Unit		
RHD Models	QRB4694	1
LHD Model	QRB4695	1
5. Spring, retaining Bulb	7765	2
6. Bulb Adaptor	7764	2
7. Bulb	DBC11404*	2
8. Trimmer Screw, for beam adjustment	8599	4
9. Spring, on Trimmer Screw	8600	4
10. Gasket, for Headlamp Body	11577	2
Headlamp Bowl	SBS5000	2
11. Side / Flasher Lamp		
UK/EU - Amber & Clear Lens		
RH	C16080	1
LH	C16081	1
USA/CAN - Clear Lens		
RH	C16082	1
LH	C16083	1
12. Lens		
UK/EU - Amber & Clear Lens	8604	1
USA - Clear Lens	8616	1
13. Bezel	8605	1
14. Screw, securing Lens	8606	3
15. Washer, retaining Screws	6524	3
16. Gasket, sealing Lens	8607	1
Bulbholder, Sidelamp	3455	1
17. Sidelamp Bulb	JLM9601*	1
Bulbholder, Flasher	6538	1
18. Flasher Bulb	DBC11382*	1
19. Gasket, seating Lamp		
RH	8614	1
LH	8608	1



HEADLAMPS & FRONT LAMPS- S1 3.8



HEADLAMP UNITS	
RHD	QRB4694
LHD	QRB4695

See page 505 for full details

REAR LAMPS: S1 3.8

OTS CARS

1. Stop / Tail / Flasher Lamp

UK/EU - Red & Amber Lens

RH	C16084	1
LH	C16085	1

USA/CAN - Red & Red Rear Lens

RH	C16086	1
LH	C16087	1

2. Lens

UK/EU - Red & Amber Lens	8617	1
USA/CAN - Red & Red Rear Lens	8512	1

3. Chrome Strip, over Joint in Lens

	8619	1
--	------	---

4. Screw, securing Lens

	8606	2
--	------	---

5. Washer, retaining Screws

	6524	2
--	------	---

6. Gasket, seating Lens

	8620	1
--	------	---

Interior Bulb Holder, Flasher

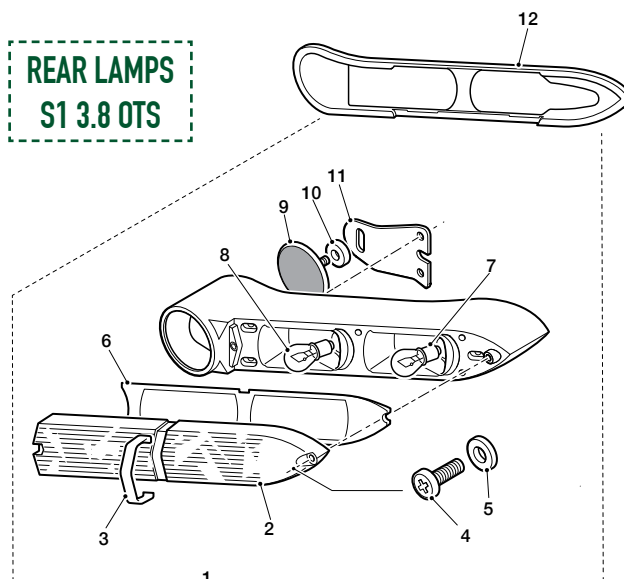
7. Bulb, Flasher

Interior Bulb Holder, Stop/Tail

8. Bulb, Stop/Tail

9. Reflex Reflector

REAR LAMPS S1 3.8 OTS



10. Rubber Spacer, seating Reflector	8621	1
11. Bracket, supporting Reflector	8622	1
12. Gaskets, Pair, seating Lamp	8624/6*	1

FHC CARS

1. Stop / Tail / Flasher Lamp

UK/EU - Red & Amber Lens

RH	C17931	1
Chassis Nos. up to 860478 and 886013	C17931	1
Chassis Nos. from 860479 and 886014 on	C19854	1

LH

Chassis Nos. up to 860478 and 886013

Chassis Nos. from 860479 and 886014 on

USA/CAN - Red & Red Rear Lens

RH

Chassis Nos. up to 860478 and 886013

Chassis Nos. from 860479 and 886014 on

LH

Chassis Nos. up to 860478 and 886013

Chassis Nos. from 860479 and 886014 on

2. Lens

UK/EU - Red & Amber Lens	8617	1
USA/CAN - Red & Red Rear Lens	8512	1

3. Chrome Strip, over joint in Lens

	8619	1
--	------	---

4. Screw, securing Lens

	8606	2
--	------	---

5. Washer, retaining Screws

	6524	2
--	------	---

6. Gasket, seating Lens

	8620	1
--	------	---

Interior Bulb Holder, Flasher

7. Bulb, Flasher

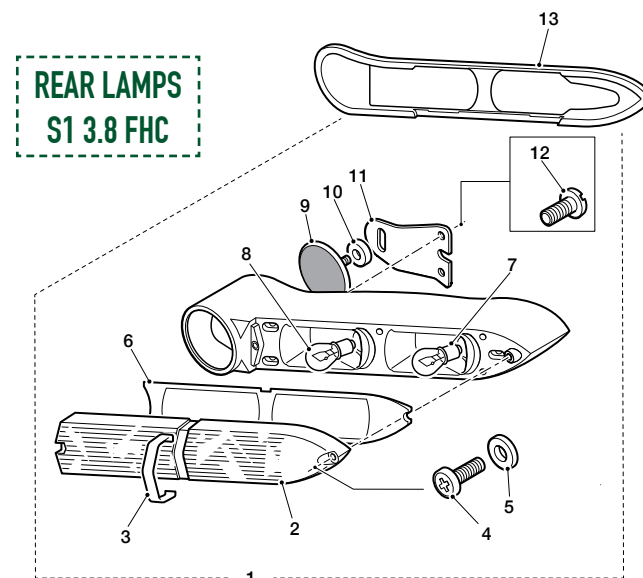
Interior Bulb Holder, Stop/Tail

8. Bulb, Stop/Tail

9. Reflex Reflector

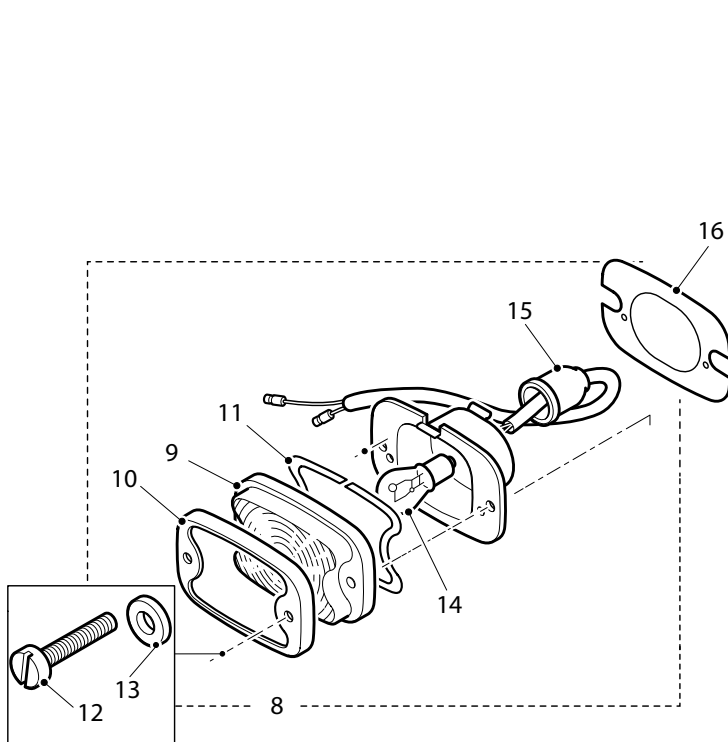
7. Bulb, Flasher	C9126	1
Interior Bulb Holder, Stop/Tail	5311	1
8. Bulb, Stop/Tail	C9125	1
9. Reflex Reflector	8084	1
10. Rubber Spacer, seating Reflector	8621	1
11. Bracket, supporting Reflector	8622	1
12. Screw, securing Support Bracket	8623	2
13. Gasket, seating Lamp		
RH	11137	1
LH	11136	1

REAR LAMPS S1 3.8 FHC

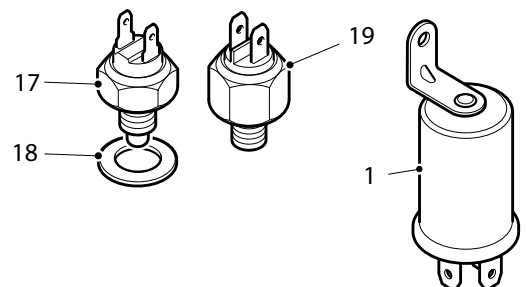
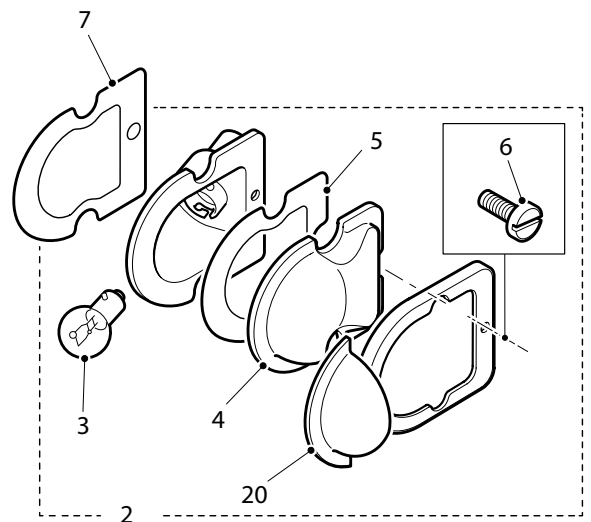


NUMBER PLATE & REVERSE LAMPS: S1 3.8

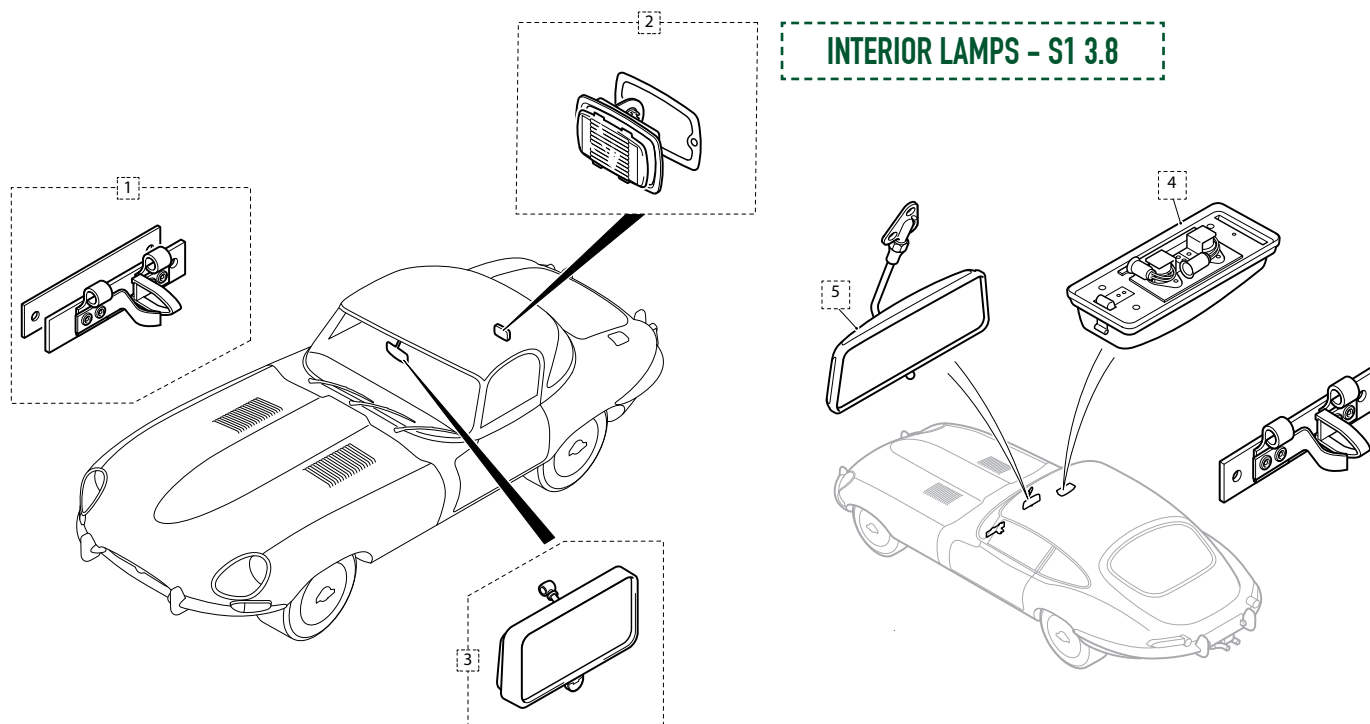
1. Flasher Unit	C16063	1	13. Washer, retaining Screws	6524	2
Screw, Set, securing Flasher Socket to Body	UCS313/8H	1	Bulbholder	6538	1
2. Number Plate Illumination Lamp	C18219	2	14. Bulb	C9126	1
3. Bulb	JLM9587*	2	Terminal Sleeve	NLA	1
4. Lens	8772	2	15. Grommet, Cable entry	NLA	1
5. Gasket, under Lens	8773	2	16. Gasket, seating Lamp	8717	1
6. Screw, securing Rim	8776	2	Housing Assembly, mounting Reverse Lamp to Body	BD20754	1
7. Gasket, under Number Plate Illumination Lamp	BD15746	2	Screw, Self-Tapping, securing Housing to Body	BD711/23	2
Screw, Self-Tapping, securing Lamps	BD711/23	4	Spire Nut, on Self-Tapping Screws	BD8633/3	2
Washer, Shakeproof, on Self-Tapping Screw	C722	4	17. Switch, in Gearbox Top Cover, operating Reverse Lamp	DAC3844	1
8. Reverse Lamp	C18724	1	18. Gasket, under Switch	C4531	1
9. Lens	8714	1	19. Switch, for operation of Stop Lamps	C16062	1
10. Rim, for Lens	8715	1			
11. Gasket, seating Lens	8716	1			
12. Screw, securing Lens	126607H	2			



**NUMBER PLATE & REVERSE
LAMPS - S1 3.8**



INTERIOR LAMPS: S1 3.8



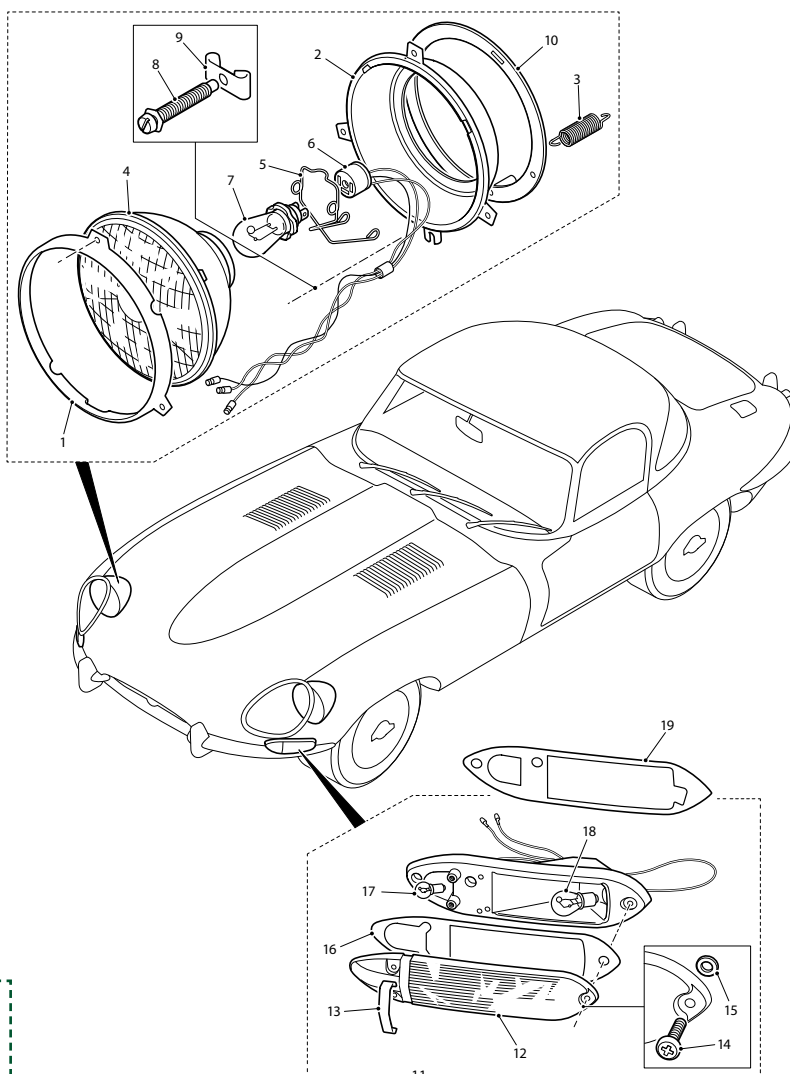
OTS CARS

1. Map Light	C15486	1
Bulb	989	1
Pop Rivet, securing Map Light	BD1814/2	2
2. Interior Lamp	C16498	1
Lens	8602	1
Gasket, seating Lens	8601	1
Bulb	C9126	1
Screw, Self-Tapping, securing Interior Light	BD1229/10	2
Distance Washer, on Self-Tapping Screws	C1094	2
3. Interior Mirror Assembly	C17757	1
Mounting Boss, for Interior Mirror	BD13642/5	1
Screw, Set (3/4" long) securing Interior Mirror	BD13642/6	2
Screw, Set (7/8" long) securing Interior Mirror	BD13642/5	1

FHC CARS

4. Interior Lamp	C18347	1
Lens	BD14049/1	1
Bulb (6 watt M.B.C.)	989	2
Screw, Self-Tapping, securing Interior Light		
Chassis No. 860001 to 860478.		
885001 to 886013.	BD540/3	2
Chassis No. 860479 and subs.		
886014 and subs.	BD540/14	2
Spire Nut, on Self-Tapping Screw		
Chassis No. 860479 and subs.		
886014 and subs.	BD8633/4	2
5. Interior Mirror Assembly	C20697	1
Clamp	C20697/1	1
Packing, under Interior Mirror	C20698	1
Screw, Set (3/4" long) securing Interior Mirror	BD13642/5	1
Screw, Set (7/8" long) securing Interior Mirror	BD13642/6	2

HEADLAMPS & FRONT LAMPS: S1 4.2



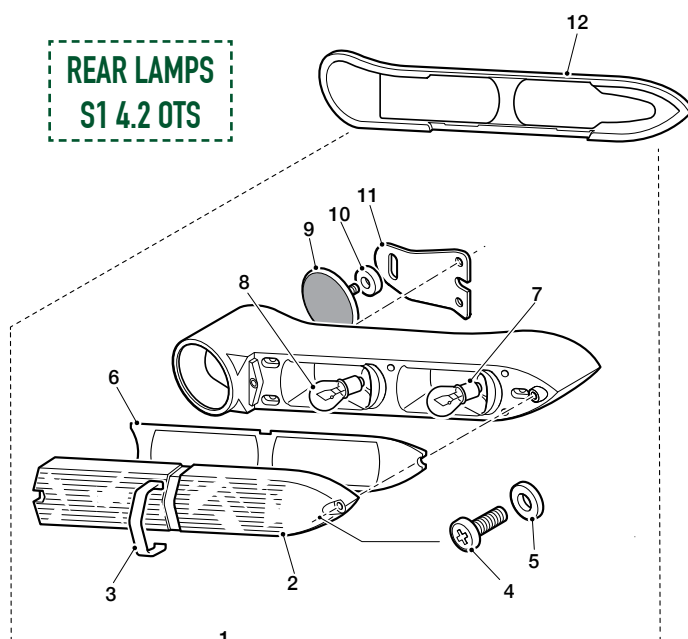
HEADLAMPS & FRONT LAMPS- S1 4.2

1. Plate, retaining Light Unit	8077	2	USA/CAN - Clear Lens		
2. Rim, seating Light Unit	8595	2	RH	C16082	1
3. Spring, retaining Seating Rim	8173	6	LH	C16083	1
4. Light Unit			12. Lens		
RHD Models	QRB4694	1	UK/EU - Amber & Clear Lens	8604	1
LHD Model	QRB4695	1	USA - Clear Lens	8616	1
5. Spring, retaining Bulb	7765	2	13. Bezel	8605	1
6. Bulb Adaptor	7764	2	14. Screw, securing Lens	8606	3
7. Bulb	DBC11404*	2	15. Washer, retaining Screws	6524	3
8. Trimmer Screw, for beam adjustment	8599	4	16. Gasket, sealing Lens	8607	1
9. Spring, on Trimmer Screw	8600	4	Bulbholder, Sidelamp	3455	1
10. Gasket, for Headlamp Body	11577	2	17. Sidelamp Bulb	JLM9601*	1
Headlamp Bowl	SBS5000	2	Bulbholder, Flasher	6538	1
11. Side / Flasher Lamp			18. Flasher Bulb	DBC11382*	1
UK/EU - Amber & Clear Lens			19. Gasket, seating Lamp		
RH	C16080	1	RH	8614	1
LH	C16081	1	LH	8608	1

REAR LAMPS: S1 4.2

OTS CARS

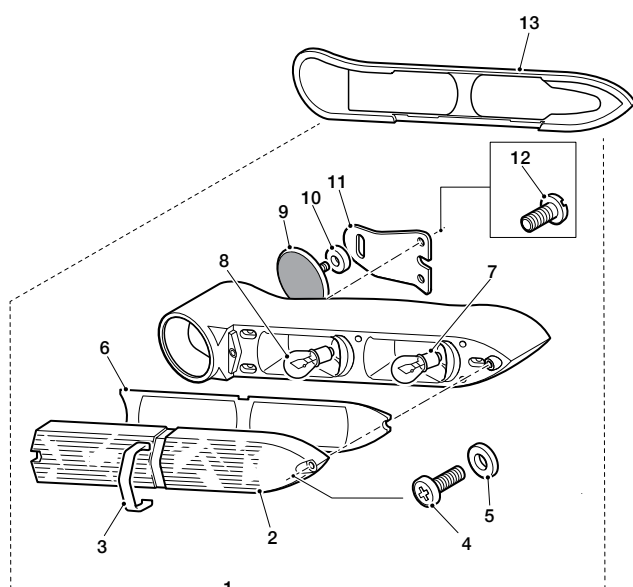
1. Stop / Tail / Flasher Lamp			
UK/EU - Red & Amber Lens			
RH	C16084	1	
LH	C16085	1	
USA/CAN - Red & Red Rear Lens			
RH	C16086	1	
LH	C16087	1	
2. Lens			
UK/EU - Red & Amber Lens	8617	1	
USA/CAN - Red & Red Rear Lens	8512	1	
3. Chrome Strip, over Joint in Lens			
	8619	1	
4. Screw, securing Lens			
	8606	2	
5. Washer, retaining Screws			
	6524	2	
6. Gasket, seating Lens			
	8620	1	
Interior Bulb Holder, Flasher	6538	1	
7. Bulb, Flasher			
	C9126	1	
Interior Bulb Holder, Stop/Tail	5311	1	
8. Bulb, Stop/Tail			
	C9125	1	
9. Reflex Reflector			
	9322	1	
10. Rubber Spacer, seating Reflector			
	8621	1	
11. Bracket, supporting Reflector			
	8622	1	
12. Gaskets, Pair, seating Lamp			
	8624/6*	1	
Screw, Set, 1/2" long, securing Stop/Tail/Flasher Lamps	BD20092/2	4	



Screw, Set, 1" long, securing Stop/Tail/Flasher Lamps	BD20092/6	8
Spacer, on Setscrews	BD18957/1	4
Washer, Spring, on Setscrews	AG102/X	12

FHC CARS

1. Stop / Tail / Flasher Lamp			
UK/EU - Red & Amber Lens			
RH	C19854	1	
LH	C19856	1	
USA/CAN - Red & Red Rear Lens			
RH	C19855	1	
LH	C19857	1	
2. Lens			
UK/EU - Red & Amber Lens	8617	1	
USA/CAN - Red & Red Rear Lens	8512	1	
3. Chrome Strip, over joint in Lens			
	8619	1	
4. Screw, securing Lens			
	8606	2	
5. Washer, retaining Screws			
	6524	2	
6. Gasket, seating Lens			
	8620	1	
Interior Bulb Holder, Flasher	6538	1	
7. Bulb, Flasher			
	C9126	1	
Interior Bulb Holder, Stop/Tail	5311	1	



REAR LAMPS - S1 4.2 FHC

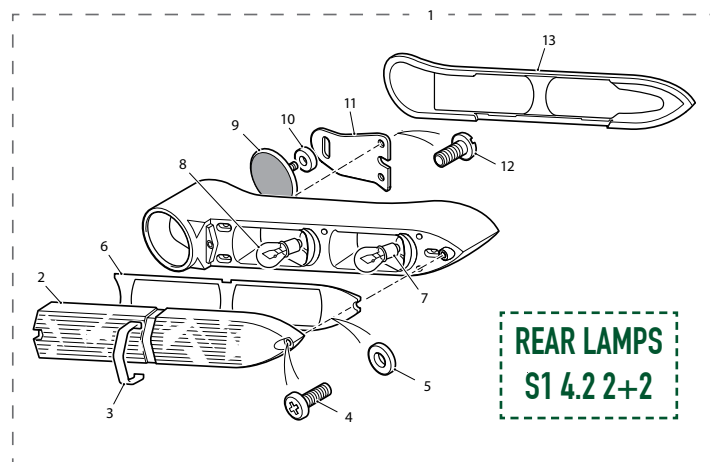
(CONTINUED FROM PAGE 500)

8. Bulb, Stop/Tail	C9125	1
9. Reflex Reflector	8084	1
10. Rubber Spacer, seating Reflector	8621	1
11. Bracket, supporting Reflector	8622	1
12. Screw, securing Support Bracket	8623	2

13. Gasket, seating Lamp		
RH	11137	1
LH	11136	1
Screw, Set, 1/2" long, securing Stop/Tail/Flasher Lamps	BD20092/2	4
Screw, Set, 1" long, securing Stop/Tail/Flasher Lamps	BD20092/6	8
Spacer, on Setscrews	BD18957/1	4
Washer, Spring, on Setscrews	AG102/X	12

2+2 CARS

1. Stop / Tail / Flasher Lamp		
UK/EU - Red & Amber Lens		
RH	C25194	1
LH	C25195	1
USA/CAN - Red & Red Lens		
RH	C25196	1
LH	C25197	1
2. Lens		
UK/EU - Red & Amber Lens	8617	2
USA/CAN - Red & Red Lens	8512	2
3. Strip over Joint of Lens	6619	2
4. Screw, securing Lens	8606	4
5. Washer, retaining Screws	6524	4
6. Gasket, seating Lens	8620	2
Interior Bulb Holder, Flasher	6538	2
7. Bulb, Flasher	C9126	2
Interior Bulb Holder, Stop/Tail	5311	2
8. Bulb, Stop/Tail	C9125	2
9. Reflex Reflector	9322	2
10. Spacer seating Reflector	8621	2
11. Bracket, supporting Reflector	8622	2
12. Screw, securing Support Bracket	9325	4



13. Gasket, seating Lamp		
RH	11137	1
LH	11136	1
Screw, Set, (1/2" long) securing Stop/Tail/Flasher Lamps	BD20092/2	4
Screw, Set, (1" long) securing Stop/Tail/Flasher Lamps	BD20092/6	8
Distance Piece (19/32" long) on Setscrews	BD18957/1	4
Spacer, on Setscrews	BD18957/1	12
Washer, Spring, on Setscrews	AG102/X	4



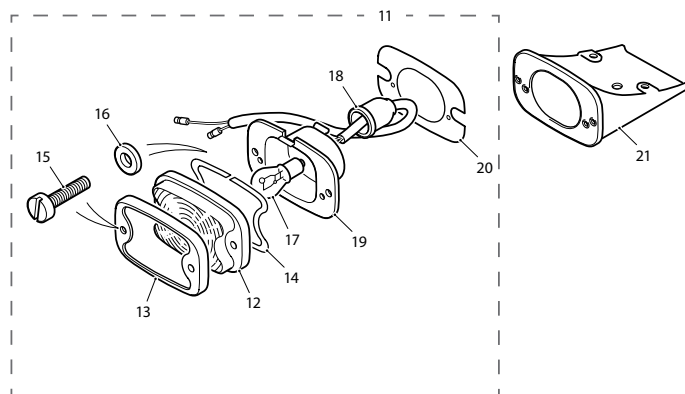
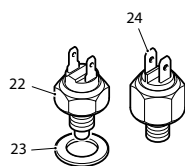
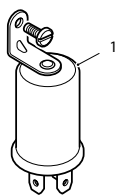
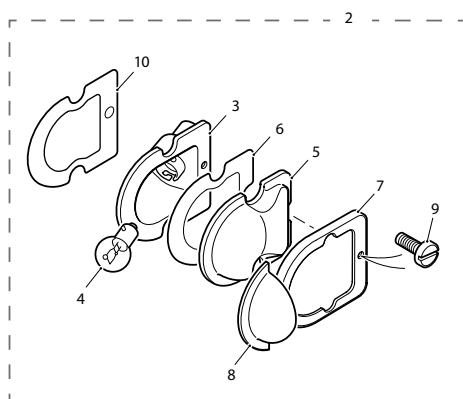
STOP/TAIL/FLASHER LAMP
2+2 CARS

UK/EU	C25194 / C25195
USA/CAN	C25195 / C25197

NUMBER PLATE & REVERSE LAMPS: S1 4.2

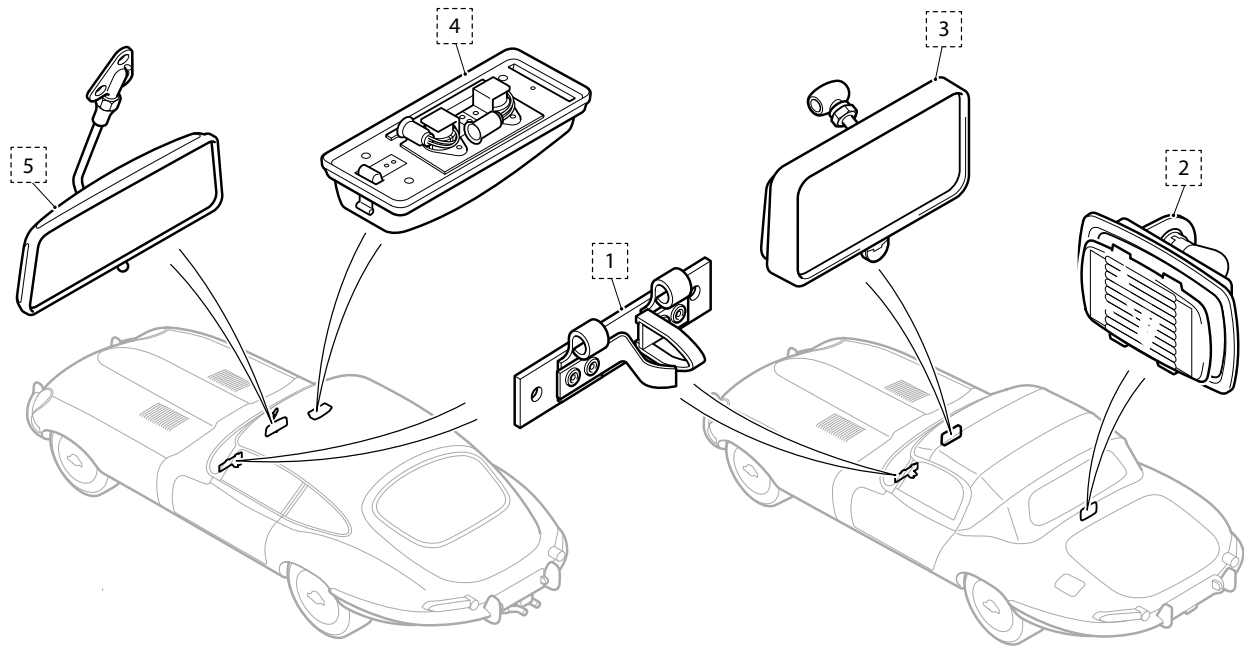
1. Flasher Unit	C16063
Screw, Set, securing Flasher Socket to Body	UCS313/8H
2. Number Plate Illumination Lamp	C18219
3. Body and Bulb Holder Assembly	8771
4. Bulb	BD1063
5. Lens	8772
6. Gasket, under Lens	8773
7. Rim	8774
8. Shield	8775
9. Screw, securing Rim	8776
10. Gasket, under Number Plate Illumination Lamps	BD15746
Screw, Self-Tapping, securing Lamps	DAZ408/8C
Washer, Shakeproof, on Self-Tapping Screws	C722

11. Reverse Lamp	C18724	1
12. Lens	8714	1
13. Rim, for Lens	8715	1
14. Gasket, seating Lens	8716	1
15. Screw, securing Lens	8718	2
16. Washer, retaining Screws	6524	2
Bulb Holder	6538	1
17. Bulb	C9126	1
18. Grommet, Cable Entry	8719	1
19. Body	8720	1
20. Gasket, seating Lamp	8717	1
Screw, Set, securing Reverse Lamp to Housing	UFS419/3H	2
Washer, Shakeproof, on Setscrews	8723/A	2
21. Housing Assembly, mounting Reverse Lamp to Body	BD20754	1
Screw, Self-Tapping, securing Housing	DAZ408/8C	2
Spire Nut, on Self-Tapping Screws	BD8633/3	2
22. Switch, in Gearbox Top Cover, operating Reverse Light	C1083	1
23. Gasket, under Switch	C4531	1
24. Switch, for operation of Stop Lamps	C16062	1



NUMBER PLATE & REVERSE LAMPS - S1 4.2

INTERIOR LAMPS: S1 4.2



INTERIOR LAMPS - S1 4.2


OTS CARS

1. Map Lamp	C15486	1
Bulb	989	1
Pop Rivet, securing Map Lamp	BD1814/1	2
Insulator, for Map Lamp	C17436	1
2. Interior Lamp	C16498	1
Lens	8602	1
Gasket, seating Lens	8601	1
Bulb	C9126	1
Screw, Self-Tapping, securing Interior Lamp	DZZ406/6C	2
Distance Washer, on Self-Tapping Screws	C1094	2
3. Interior Mirror Assembly	C17757	1
Mounting Boss, for Interior Mirror	C17757/1	1
Mirror Head	C17757/2	1

FHC & 2+2 CARS

4. Interior Lamp	C18347	1
Lens	BD14049/1	1
Bulb	989	2
Screw, Self-Tapping, securing Interior Lamp	DA506/12C	2
Spire Nut, on Self-Tapping Screws	BD8633/4	2
5. Interior Mirror Assembly	C20697	1
Clamp	C20697/1	1
Packing (Alum) under Interior Mirror	C20698	1
Screw, Set (3/4" long) securing Interior Mirror	BD13642/5	1
Screw, Set (7/8" long) securing Interior Mirror	BD13642/6	2

MAP LAMP
OTS CARS
C15486

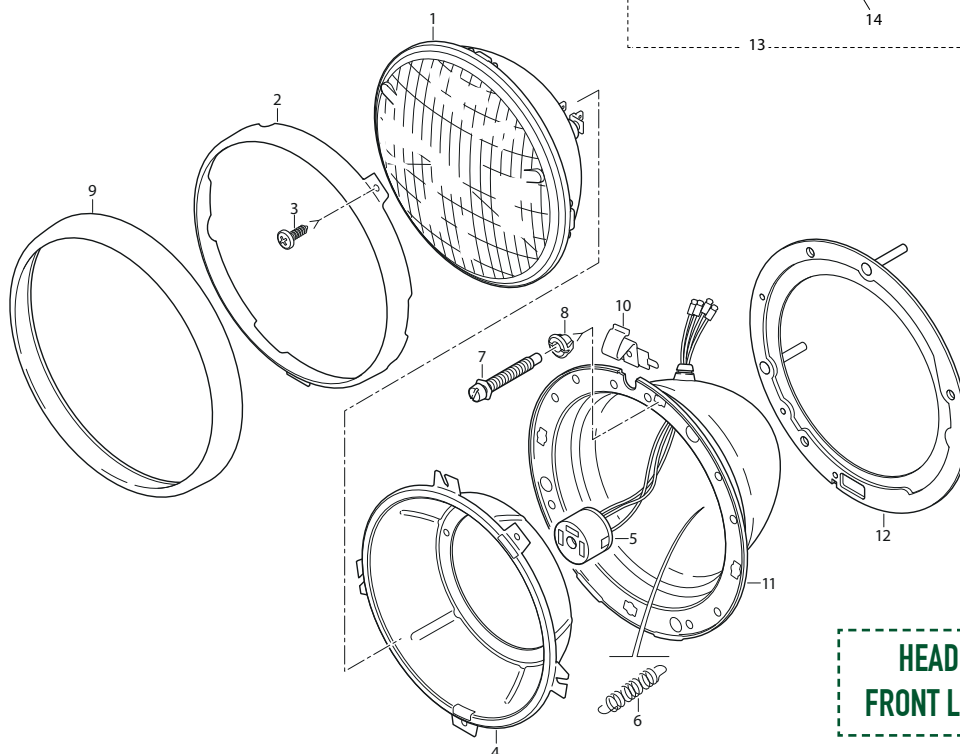
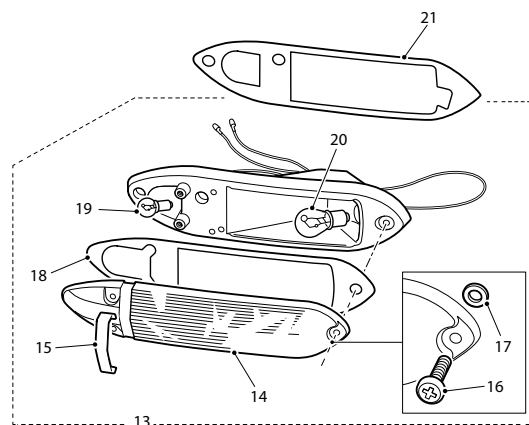


INTERIOR MIRROR ASSEMBLY
OTS C17757
FHC & 2+2 C20697



HEADLAMPS & FRONT LAMPS: S1.5

1. Headlamp - RHD			15. Bezel	8605	1
RHD Models	QRB4694	1	16. Screw, securing Lens	8606	3
LHD Models	QRB4695	1	17. Washer, retaining Screws	6524	3
2. Plate, retain. Light Unit	9266	2	18. Gasket, sealing Lens	8607	1
3. Screw, securing Plate	5221	6	Bulbholder, Sidelamp	3455	1
4. Rim, seating Light Unit	9271	2	19. Sidelamp Bulb	JLM9601*	1
5. Adaptor Socket	7764	2	Bulbholder, Flasher	6538	1
6. Spring, retaining Seating Rim	9404	2	20. Flasher Bulb	DBC11382*	1
7. Trimmer Screw, for Beam Adjust	9405	2	21. Gasket, seating Lamp		
8. Retainer, for Trimmer Screw	11453	2	RH	8614	1
9. Trim Ring, around Headlamp	12979	2	LH	8608	1
10. Spring Clip, retaining Trim Ring	11576	2			
11. Bucket, for Headlamp Assembly	SBS5500	2			
12. Gasket, under Headlamp Assembly	11577	2			
13. Side / Flasher Lamp					
UK/EU - Amber & Clear Lens					
RH	C16080	1			
LH	C16081	1			
USA/CAN - Clear Lens					
RH	C16082	1			
LH	C16083	1			
14. Lens					
UK/EU - Amber & Clear Lens	8604	1			
USA - Clear Lens	8616	1			



**HEADLAMPS &
FRONT LAMPS- S1.5**

REAR LAMPS: S1.5

OTS CARS

1. Stop / Tail / Flasher Lamp
UK/EU - Red & Amber Lens

RH	C16084	1
LH	C16085	1

- USA/CAN - Red & Red Rear Lens

RH	C16086	1
LH	C16087	1

2. Lens

UK/EU - Red & Amber Lens	8617	1
USA/CAN - Red & Red Rear Lens	8512	1

3. Chrome Strip, over Joint in Lens

8619	1
------	---

4. Screw, securing Lens

8606	2
------	---

5. Washer, retaining Screws

6524	2
------	---

6. Gasket, seating Lens

8620	1
------	---

- Interior Bulb Holder, Flasher

6538	1
------	---

7. Bulb, Flasher

C9126	1
-------	---

- Interior Bulb Holder, Stop/Tail

5311	1
------	---

8. Bulb, Stop/Tail

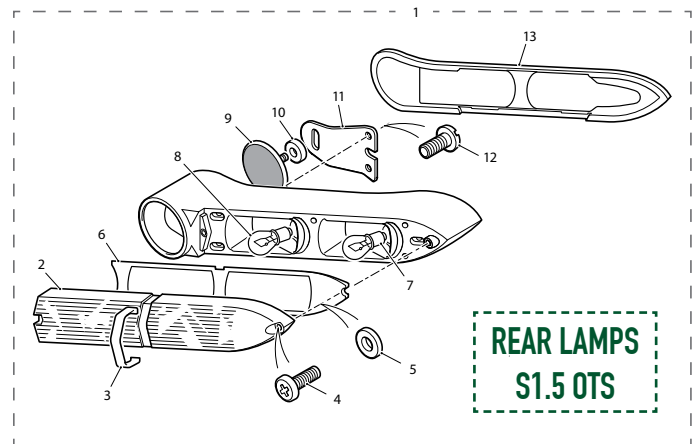
C9125	1
-------	---

9. Reflex Reflector

9322	1
------	---

10. Rubber Spacer, seating Reflector

8621	1
------	---



11. Bracket, supporting Reflector	8622	1
12. Screw, securing Support Bracket	9325	4
13. Gaskets, Pair, seating Lamp	8624/6*	1
Screw, Set, 1/2" long, securing Stop/Tail/Flasher Lamps	BD20092/2	4
Screw, Set, 1" long, securing Stop/Tail/Flasher Lamps	BD20092/6	8
Spacer, on Setscrews	BD18957/1	4
Washer, Spring, on Setscrews	AG102/X	12

HALOGEN HEADLAMP CONVERSION...

These retain the original look of the E-Type Headlamps, but are powered by a **H4 Halogen Bulb**, providing far better light during those night drives.



These headlamps are sold in pairs, and fit all E-Type models, with options below:

RHD	
WITH SIDE LIGHTS	QRB4698
WITHOUT SIDE LIGHTS	QRB4694
LHD	
WITH SIDE LIGHTS	QRB4699
WITHOUT SIDE LIGHTS	QRB4695

REAR LAMPS: S1.5

FHC CARS

1. Stop / Tail / Flasher Lamp

UK/EU - Red & Amber Lens

RH C19854 1

LH C19856 1

USA/CAN - Red & Red Rear Lens

RH C19855 1

LH C19857 1

2. Lens

UK/EU - Red & Amber Lens 8617 1

USA/CAN - Red & Red Rear Lens 8512 1

3. Chrome Strip, over joint in Lens

8619 1

4. Screw, securing Lens

8606 2

5. Washer, retaining Screws

6524 2

6. Gasket, seating Lens

8620 1

Interior Bulb Holder, Flasher

6538 1

7. Bulb, Flasher

C9126 1

Interior Bulb Holder, Stop/Tail

5311 1

8. Bulb, Stop/Tail

C9125 1

9. Reflex Reflector

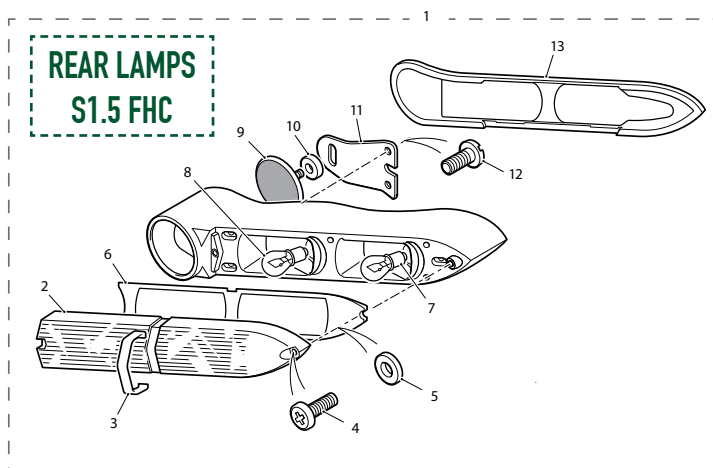
8084 1

10. Rubber Spacer, seating Reflector

8621 1

11. Bracket, supporting Reflector

8622 1



12. Screw, securing Support Bracket

8623 2

13. Gasket, seating Lamp

RH 11137 1

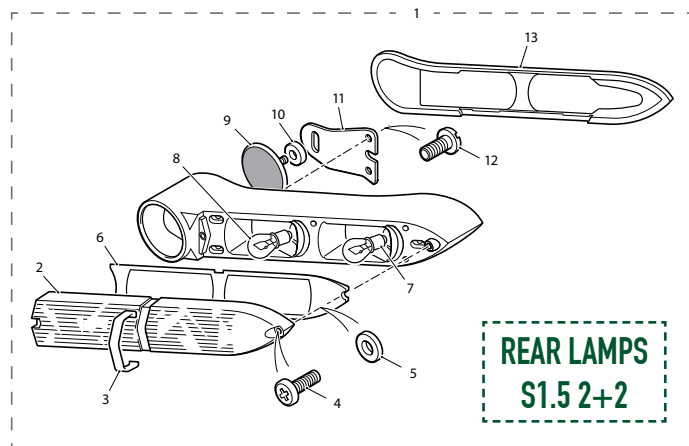
LH 11136 1

Screw, Set, 1/2" long,
securing Stop/Tail/Flasher Lamps BD20092/2 4

Screw, Set, 1" long,
securing Stop/Tail/Flasher Lamps BD20092/6 8

Spacer, on Setscrews BD18957/1 4

Washer, Spring, on Setscrews AG102/X 12



USA/CAN - Red & Red Lens 8512 2

3. Strip over Joint of Lens 6619 2

4. Screw, securing Lens 8606 4

5. Washer, retaining Screws 6524 4

6. Gasket, seating Lens 8620 2

Interior Bulb Holder, Flasher 6538 2

7. Bulb, Flasher C9126 2

Interior Bulb Holder, Stop/Tail 5311 2

8. Bulb, Stop/Tail C9125 2

9. Reflex Reflector 9322 2

10. Spacer seating Reflector 8621 2

11. Bracket, supporting Reflector 8622 2

12. Screw, securing Support Bracket 9325 4

13. Gasket, seating Lamp

RH 11137 1

LH 11136 1

Screw, Set, (1/2" long)
securing Stop/Tail/Flasher Lamps BD20092/2 4

Screw, Set, (1" long)
securing Stop/Tail/Flasher Lamps BD20092/6 8

Distance Piece (19/32" long) on Setscrews BD18957/1 4

Spacer, on Setscrews BD18957/1 12

Washer, Spring, on Setscrews AG102/X 4

2+2 CARS

1. Stop / Tail / Flasher Lamp

UK/EU - Red & Amber Lens

RH C25194 1

LH C25195 1

USA/CAN - Red & Red Lens

RH C25196 1

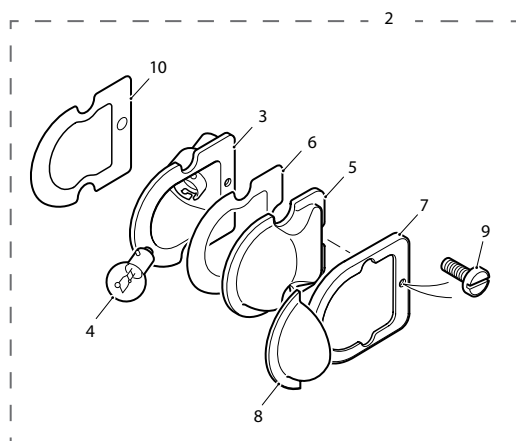
LH C25197 1

2. Lens

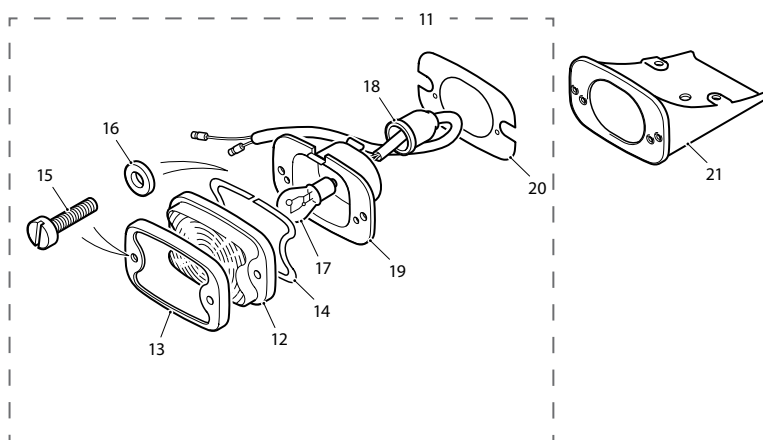
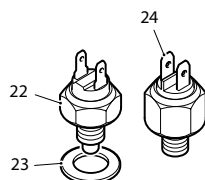
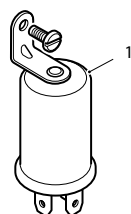
UK/EU - Red & Amber Lens 8617 2

NUMBER PLATE & REVERSE LAMPS: S1.5

1. Flasher Unit	C16063	1	14. Gasket, seating Lens	8716	1
Screw, Set, securing Flasher Socket to Body	UCS313/8H	1	15. Screw, securing Lens	8718	2
2. Number Plate Illumination Lamp	C18219	2	16. Washer, retaining Screws	6524	2
3. Body and Bulb Holder Assembly	8771	2	Bulb Holder	6538	1
4. Bulb	BD1063	2	17. Bulb	C9126	1
5. Lens	8772	2	18. Grommet, Cable Entry	8719	1
6. Gasket, under Lens	8773	2	19. Body	8720	1
7. Rim	8774	2	20. Gasket, seating Lamp	8717	1
8. Shield	8775	2	Screw, Set, securing Reverse		
9. Screw, securing Rim	8776	2	Lamp to Housing	UFS419/3H	2
10. Gasket, under Number			Washer, Shakeproof, on Setscrews	8723/A	2
Plate Illumination Lamps	BD15746	2	21. Housing Assembly, mounting Reverse		
Screw, Self-Tapping, securing Lamps	DAZ408/8C	4	Lamp to Body	BD20754	1
Washer, Shakeproof, on Self-Tapping Screws	C722	4	Screw, Self-Tapping, securing Housing	DAZ408/8C	2
11. Reverse Lamp	C18724	1	Spire Nut, on Self-Tapping Screws	BD8633/3	2
12. Lens	8714	1	22. Switch, in Gearbox Top Cover,		
13. Rim, for Lens	8715	1	operating Reverse Light	C1083	1
			23. Gasket, under Switch	C4531	1
			24. Switch, for operation of Stop Lamps	C16062	1

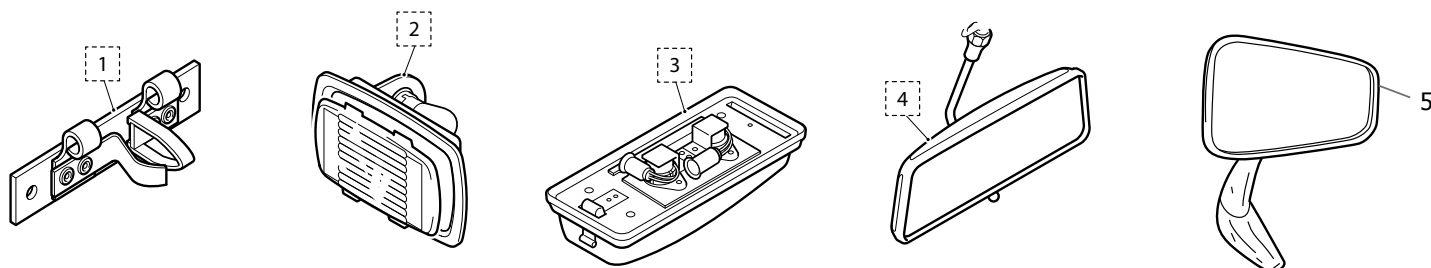


NUMBER PLATE & REVERSE LAMPS - S1.5



INTERIOR LAMPS: S1.5

INTERIOR LAMPS - S1.5



OTS CARS

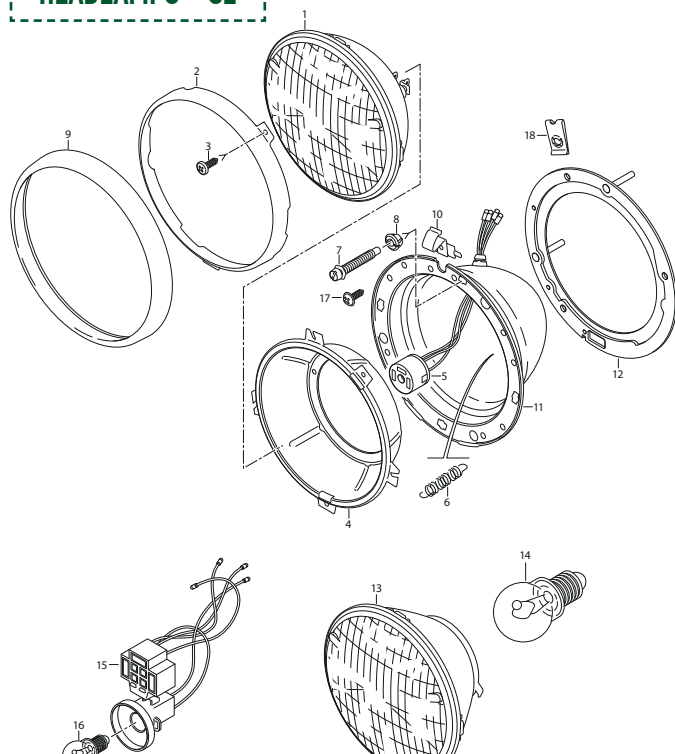
1. Map Lamp	C15486	1
Bulb	989	1
Pop Rivet, securing Map Lamp	BD1814/1	2
Insulator, for Map Lamp	C17436	1
2. Interior Lamp	C16498	1
Lens	8602	1
Gasket, seating Lens	8601	1
Bulb	C9126	1
Screw, Self-Tapping, securing Interior Lamp	DZZ406/6C	2
Distance Washer, on Self-Tapping Screws	C1094	2

FHC & 2+2 CARS

3. Interior Lamp	C18347	1
Lens	BD14049/1	1
Bulb	989	2
Screw, Self-Tapping, securing Interior Lamp	DA506/12C	2
Spire Nut, on Self-Tapping Screws	BD8633/4	2
4. Interior Mirror Assembly	C28516	1
Plastic Screw, securing Mirror to Boss	C28475	1
5. Door Mirror, LH	C28517	1
Plastic Gasket, for Mirror	11611	1
Screw, securing Mirror	11618	2

HEADLAMPS: S2

HEADLAMPS - S2



1. Headlamp		
RHD Models	QRB4694	1
LHD Models	QRB4695	1
2. Plate, retain. Light Unit	9266	2
3. Screw, securing Plate	5221	6
4. Rim, seating Light Unit	9271	2
5. Adaptor Socket	7764	2
6. Spring, retaining Seating Rim	9404	2
7. Trimmer Screw, for Beam Adjust	9405	2
8. Retainer, for Trimmer Screw	11453	2
9. Trim Ring, around Headlamp	12979	2
10. Spring Clip, retaining Trim Ring	11576	2
11. Bucket, for Headlamp Assembly	NSS	2
12. Gasket, under Headlamp Assembly	11577	2
13. Head/Side Lamp		
RHD Models	QRB4698	1
LHD Models	QRB4699	1
Plate, retaining Light Unit	12786	2
Screw, securing Plate	5221	6
Rim, seating Light Unit	12787	2
Spring, securing Rim	12789	2

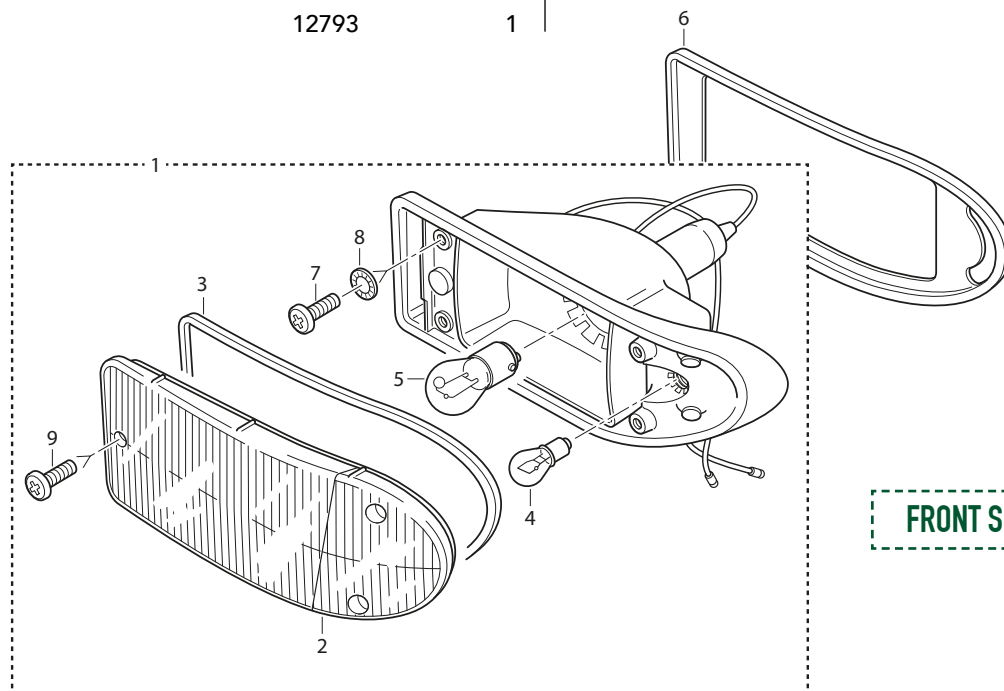
SEE PAGE 505 FOR HALGOEN HEADLAMP DETAILS

(CONTINUED FROM PAGE 508)

14. Headlamp Bulb	DBC11404	2	Spring Clip, retaining Trim Ring	11576	2
15. Adaptor Socket with Sidelamp Socket	12980	1	Headlamp Assembly Bucket	NSS	2
16. Bulb, Sidelamp	11355	1	Gasket, under Headlamp Assembly	11577	2
Trimmer Screw	12790	4	17. Screw, Self-Tapping, securing Headlamp	DAZ408/10C	8
Retainer, for Trimmer Screw	11453	2	18. Spire Nut, on Screw	BD8536/1	8
Trim Ring, around Headlamp	12979	2			

FRONT SIDE LAMPS: S2

1. Side / Flasher Lamp			3. Gasket, seating Lens	12426	2
UK/EU - Amber & Clear Lens			Interior Sidelamp Bulbholder	3455	1
RH	C33944		4. Bulb, Sidelamp 12V, 6W	989	1
LH	C33945	1	Interior Flasher Bulbholder	5311	1
USA/CAN - Amber Lens			5. Bulb, Flasher 12V, 21W	C9126	1
RH	C34710	1	6. Gasket, Rubber, seating Lamp	11719/22	1
LH	C34711	1	7. Setscrew, securing Lamp Body to Bonnet Under Panel	BD20150/3	8
2. Lens			8. Washer, Shakeproof, under Setscrew	C723/A	8
UK/EU - Amber & Clear Lens			9. Setscrew, securing Lens to Lamp Body	NSS	6
RH	11717	1			
LH	11720	1			
USA/CAN - Amber Lens					
RH	12792	1			
LH	12793	1			

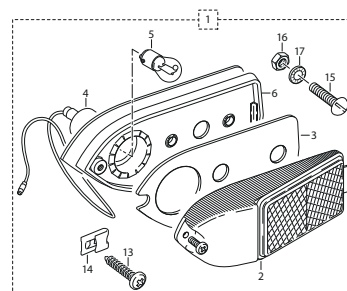


FRONT SIDE LAMPS - S2

SIDE MARKER & REPEATER LAMPS: S2

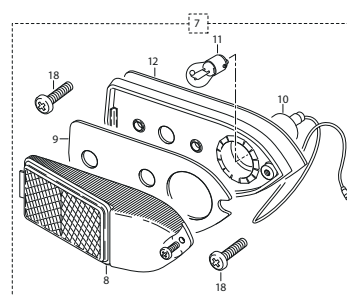

SIDE MARKER & REPEATER LAMPS - S2

1. Front Side Marker Lamp		
RH	C33655	1
LH	C33654	1
2. Lens, Amber		
RH	12323	1
LH	12322	1
3. Gasket, for Lens	11728	2
4. Interior Bulbholder	3455	3
5. Bulb 12V, 6W	989	2
6. Plinth, for Front Side Marker Lamp	BD35732	2

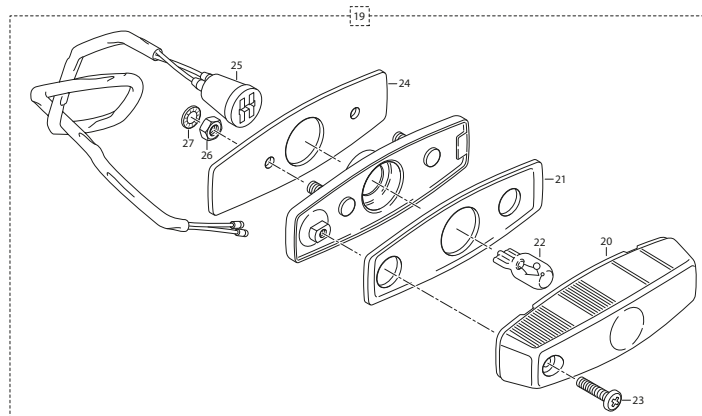


FRONT SIDE MARKER LAMP

RH	C33655
LH	C33654



7. Rear Side Marker Lamp		
RH	C33657	1
LH	C33656	1
8. Lens, Red		
RH	11732	1
LH	11731	1
9. Gasket, for Lens	11728	2
10. Interior Bulbholder	3455	2
11. Bulb 12V, 6W	989	2
12. Plinth, for Rear Side Marker Lamp	BD35733	2
13. Screw, Self-Tapping, securing Front Side Marker Lamps	DAZ808/12C	2
14. Spire Nut, on Screw	BD8536/6	2
15. Setscrew, securing Marker	UCS416/6H	2
16. Nut, on Setscrew	UCN116/L	2
17. Washer, Shakeproof, under Nut	C722	2
18. Setscrew, securing Rear Side Marker Lamps	C31304/6	4
19. Side Repeater Lamp	C27420	1
20. Lens	11352	1
21. Gasket, for Lens	11354	1
22. Bulb	11355	1
23. Screw, for Lens	11353	1
24. Gasket, for Lamp	11357	1
25. Bulbholder with Cable and Plug	11356	1
26. Nut, securing Lamp	UCN171/L	2
27. Washer, Shakeproof, under Nut	C721	2



REAR SIDE MARKER LAMPS

RH	C33657
LH	C33656



REAR LAMPS: S2

1. Stop/Tail/Flasher Lamp

UK/EU - Red & Amber Lens

RH C33951 1

LH C33952 1

USA/CAN - Red & Red Lens - Single Reflector

RH C35129

LH C35130

USA/CAN - Red & Red Lens - Twin Reflector

RH C30881

LH C30882

2. Lens

UK/EU - Red & Amber Lens

RH RTC424 1

LH RTC423

USA/CAN - Red & Red Lens - Single Reflector

RH 12659

LH 12660

USA/CAN - Red & Red Lens - Twin Reflector

RH 12286

LH 12321

3. Gasket, seating Lens 12426 2

4. Screw, for Lens C33952-F 8

Interior Stop/Tail Bulbholder 5311 1

5. Bulb, Stop/Tail C9125 1

Interior Flasher Bulbholder 6538 1

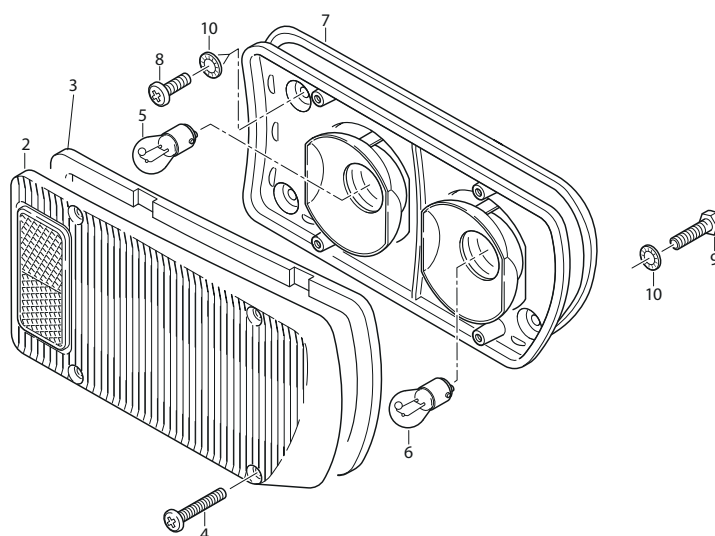
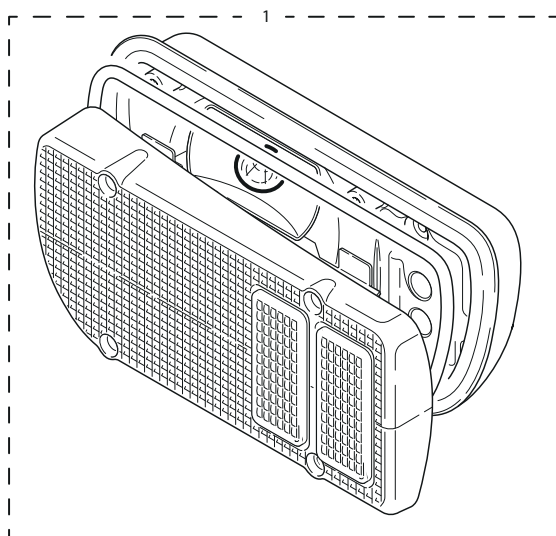
6. Bulb, Flasher C9126 1

7. Gasket, seating Lamp BD38161/2 1

8. Setscrew, securing Lamps to Mounting Panel UFS819/5R 4

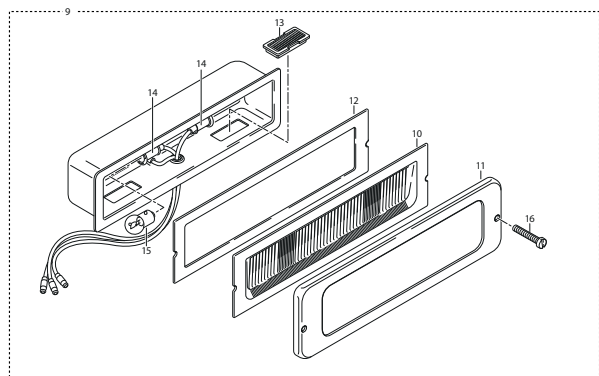
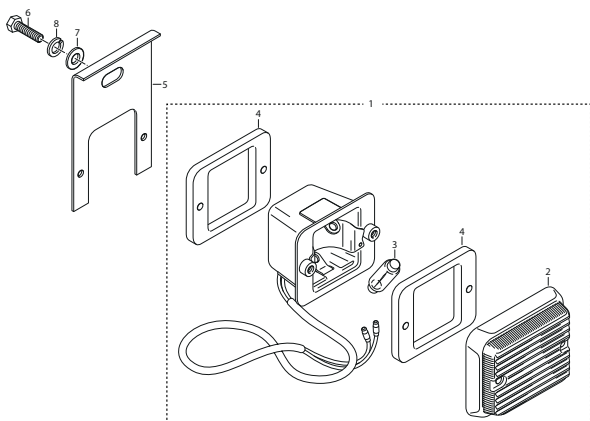
9. Setscrew, securing Lamps through back of Mounting Panel UCS119/4R 2

10. Washer, Shakeproof, under Setscrews C723/A 6



REAR LAMPS - S2

NUMBER PLATE & REVERSE LAMPS: S2

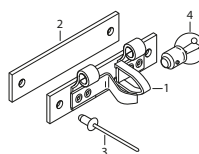


1. Reverse Lamp	C30885	2
2. Lens (with screws)	12342	2
3. Bulb, 21W Festoon	11740	2
4. Gasket, seating Lens and Lamp	12343	4
5. Mounting Bracket, for Reverse Lamp		
UK & EU	BD38882	2
USA & Canada	BD35787	2
6. Setscrew, securing Bracket to Bumper	UFS131/6R	2
7. Washer, Plain, on Setscrew	FW105/T	2
8. Washer, Spring, on Setscrew	FG105/X	2
9. Number Plate and Boot Lamp	C30887	1
10. Lens, for Lamp (Number Plate)	12340	1
11. Rim, seating Lens	12338	1
12. Gasket, seating Lamp	12339	1
13. Lens, for Boot Lamp	12341	2
14. Interior, Bulbholder	3455	2
15. Bulb (12V, 6W)	989	2
16. Screw, Chrome, securing Number Plate Lamp	BD36159/4	2

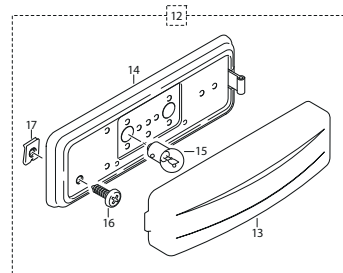
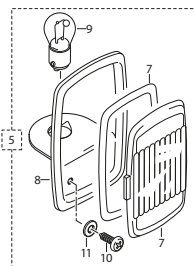
NUMBER PLATE & REVERSE LAMPS - S2

INTERIOR LAMPS: S2

1. Map Lamp, above Instrument Panel	C15486	1
2. Insulator, for Map Lamp	C17436	1
3. Pop Rivet, securing Map Lamp	BD1814/1	1
4. Bulb, for Map lamp	989	2
OTS Model only		
5. Interior Lamp	C16498	1
6. Lens	8602	1
7. Gasket, seating Lens	8601	1
8. Base	8603	1
9. Bulb	C9126	1
10. Screw, Self-Tapping, securing Interior Lamp	DZZ406/6C	2
11. Spacing Washer, on Screw	C1094	2
FHC and 2+2 Models only		
12. Interior Lamp	C18347	1
13. Lens	BD14049/1	1
14. Backplate and Bulbholder	8703	1
15. Bulb	989	2
16. Screw, Self-Tapping, securing Interior Lamp	DA506/12C	2
17. Spire Nut, for Screw	BD8633/4	2



INTERIOR LAMPS - S2





HEATING...

S1

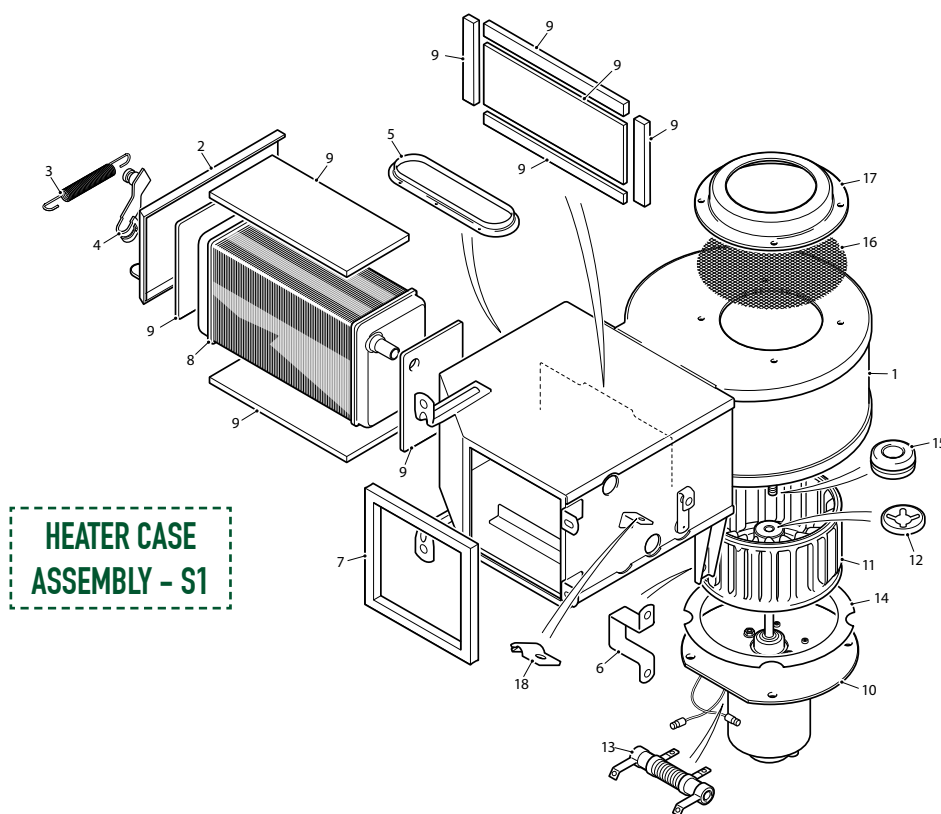
- 515 • HEATER CASE ASSEMBLY
- 516 • HEATER CONTROL CABLE & DEMISTER VENTS
- 517 • HEATER PIPES & WATER VALVE
- 518 • HEATING SYSTEM UPGRADES

S2

- 519 • HEATER CASE ASSEMBLY
- 520 • HEATER PIPES & WATER VALVE
- 521 • AIR DIRECTION BOX & DEMISTER TUBES
- 522 • HEATER CONTROL CABLES
- 522 • HEATER CONTROLS

HEATER CASE ASSEMBLY: S1

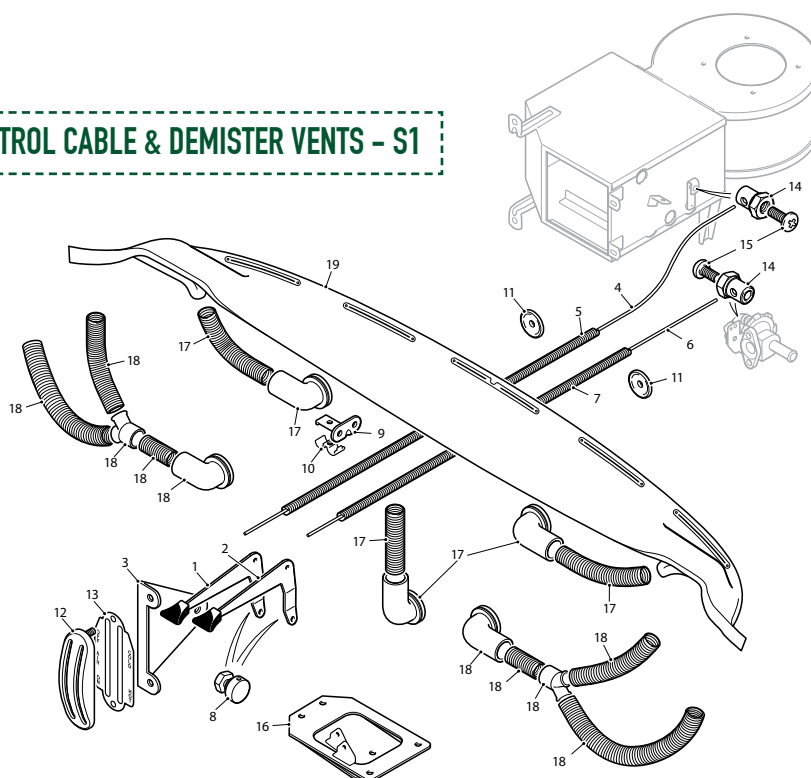
1. Case Assembly for Heater	C17271	1	7. Seal between Heater Case and Dash	C17308	1
2. Side Panel Assembly, for Heater Case	C17300	1	8. Water Radiator for Heater	C17092	1
Screw, Self-Tapping, securing Side Panel to Case	DAZ406/4C	6	9. Heater Box Seal Kit	BF1056	1
3. Spring, steadying Air Control Flap	C15587	1	10. Heater Motor Assembly	C17427	1
4. Lever Assembly, for connection of Spring to Air Control Flap	C19761	1	Adaptor Plate, for mounting of Heater Motor	C17309	1
Screw, Set clamping Lever on Control Flap Shaft	UFS119/7R	1	11. Fan, on Heater Motor	C17352	1
Nut, on Setscrew	UFN119/L	1	12. Spire Nut, securing Fan	C18241	1
Washer, Plain, under Nut	AW102/T	1	13. Resistance, for Heater Motor	C33391	1
Battery Polarity Warning Plate			Pop Rivet, securing Resistance to Adaptor Plate	BD11712/1	2
Negative Earth	C23898	1	14. Sealing ring (Polyurethane) between Adaptor Plate and Heater Volute	C17310	1
Positive Earth	ID0042	1	15. Grommet, in motor Adaptor Plate, at fixings to Heater Volute	C14696	4
5. Air Release Duct, on bottom panel, inside Heater Case	C18711	1	Nut, securing Motor to Volute	UFN119/L	4
Pop Rivet, securing Duct to Heater Case	BD1814/2	6	Washer, Plain, under Nuts	AW102/T	4
6. Clamp Bracket for mounting of Heater Case to Frame Side Member	C17641	1	16. Intake Mesh, at tope of Heater Volute	C17280	1
Screw, Set securing Heater Case to Bracket	UFS119/4R	2	17. Fixing Ring, for Intake Mesh	C18239	1
Washer, Shakeproof, on Setscrews	C723/A	4	Screw, Self-Tapping, securing Fixing Ring to Volute	BD1229/1	4
Nut, on setscrews	UFN119/L	2	Rubber Seal, between Bonnet and Heater Air Intake	C18240	1
Washer, Plain, on Setscrews	AW102/T	2	18. Abutment Clamp, securing Flap Control Outer Cable to Bracket on Heater Case	C17287	1
Screw, Set, securing Heater Case to Dash	UFS125/4R	4	Screw, Set, through Abutment Clamp	UFS119/4R	1
Washer, Shakeproof, on Setscrews	C724	4	Washer, Shakeproof, on Setscrew	C723/A	1



**HEATER CASE
ASSEMBLY - S1**

HEATER CONTROL CABLE & DEMISTER VENTS: S1

HEATER CONTROL CABLE & DEMISTER VENTS - S1

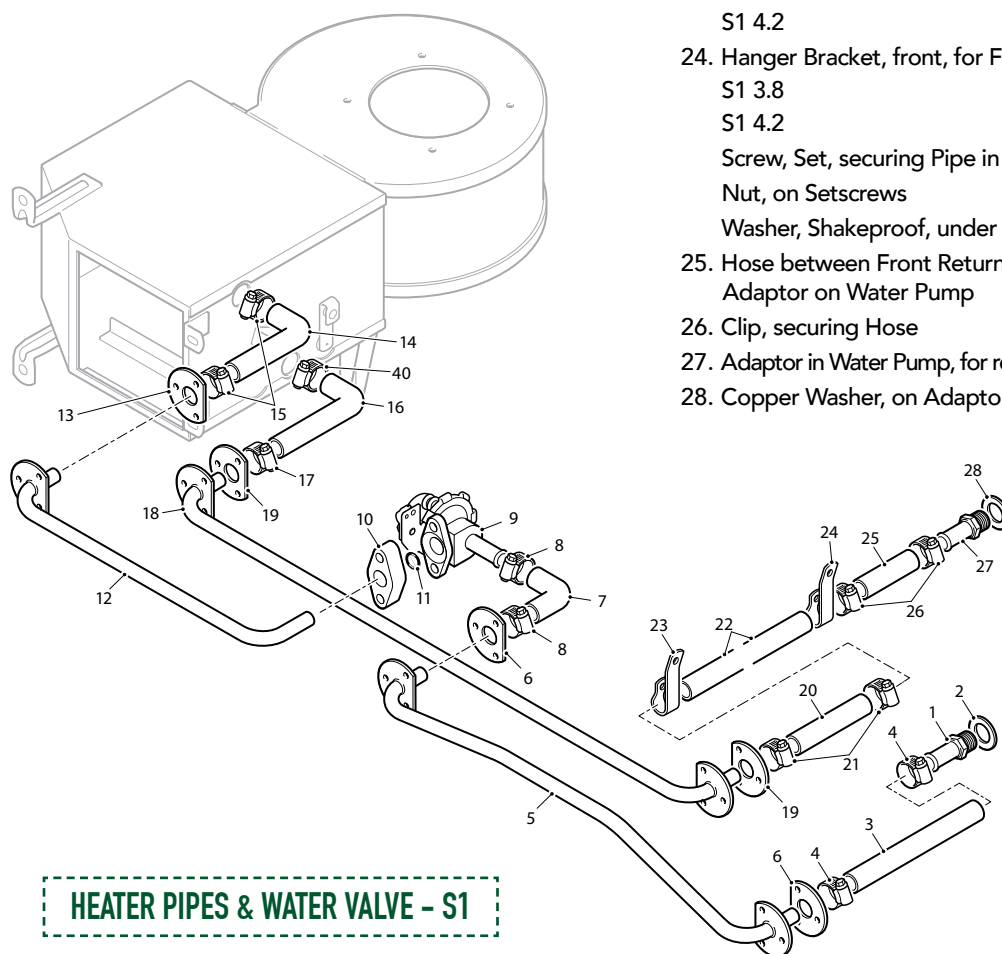


1. LH Control Lever Assembly, operating Air Flap in Heater Case	C17872	1	11. Grommet, for Outer Cables RHD	C2850	4
2. RH Control Level Assembly, operating Water Valve	C17873	1	LHD	C2850	5
Bolt, for pivoting of Control Levers	UFB125/10R	1	12. Escutcheon for Heater Control Levers	C17801	1
Bush (Steel) on Bolt	C18701	1	13. Plate, behind Escutcheon, inscribed "OFF-AIR-ON" "COLD-HOT"	C18456	1
Distance Collar, between Control Levers	C17783	1	Nut, securing Escutcheon and Control Lever Support Bracket to LH Facia	UFN119/L	2
Wavy Washer, between Distance Collar and LH Control Lever	C18414/1	1	Washer, Shakeproof, under Nuts	C723/A	2
Special Washer, outside Control Levers	BD541/20	2	14. Trunnion, for connection of Control Inner Cable to Air Flap and Water Valve	C10351	2
Nut, Self-Locking, on Bolt	C8737/1	1	15. Screw, Set, in Trunnions	C10352	2
Black Finishing Knob	C17872K	2	16. Door Assembly, under sides of Dash, for air from Heater	BD19853	2
3. Support Bracket, on Escutcheon fixing studs, for Control Levers	C18700	1	Spring, on Doors	BD20506	2
4. Control Cable, operating Air Flap	C16794/3	1	Knob, on Doors	BD10807	2
5. Outer Cable, on Control Cable	C15714/3	1	Screw, Set, securing Knob to Doors	UCS119/3R	2
6. Control Cable, operating Water Valve	C16794/1	1	Washer, Shakeproof, on Setscrews	C723/A	2
7. Outer Cable, on Control Cable	C15714/2	1	Seal (Polyurethane) for Doors	BD19856	2
8. End Fitting, securing Control Cables to Levers	C17324	2	Screw, Set, securing Doors to Dash	UFS119/3R	8
Special Screw, in End Fitting	C17874	2	Washer, Shakeproof, on Setscrews	C723/A	8
9. Bracket, on LH Facia inner mounting Bracket, for Cable Abutment Clamp	C18510	1	17. Demister Tube Set - S1 3.8 Early 3 Piece Type	BD14607	3
Screw, Set, securing Bracket	UFS119/4R	2	18. Demister Tube Set - S1 3.8 & 4.2	BD5281/10	1
Washer, Shakeproof, on Setscrews	C723/A	2	19. Screen Rail Facia		1
10. Abutment Clamp, securing Control Outer Cables to Bracket	C18571	1	OTS	BD22732	1
Screw, Set, securing Abutment Clamp	UFS119/4R	1	FHC	BD20634	1
Nut, on Setscrew	UFN119/L	1	2+2	BD23832	1
Washer, Shakeproof, under Nut	C723/A	1			

HEATER PIPES & WATER VALVE: S1

1. Adaptor at rear of Inlet Manifold, for Water Feed to Heater	C17421	1
2. Copper Washer, on Adaptor	C2296/1	1
3. Hose between Adaptor and RH Feed Pipe behind Dash Top Panel		
S1 3.8	C18987	1
S1 4.2	C25124	1
4. Clip, securing Hose	C2905/2	1
5. RH Feed Pipe Assembly, behind Dash Top Panel between Hose and Water Control Valve	C17771	1
6. Fixing Flange, for Feed Pipe	C17314/1	2
Pop Rivet, securing Feed Pipe to Dash through Fixing Flanges	BD1814/2	6
7. Elbow Hose, between RH Feed Pipe and Water Control Valve	C17777	1
8. Clip, securing Elbow Hose	C2905/1	2
9. Water Control Valve Assembly	C17820	1
10. Mounting Block, under Valve	C17821	1
11. Sealing Ring, for LH Feed Pipe	C9928	1
Bolt, securing Control Valve to Dash	UFB119/9R	2
Washer, Spring, on Bolts	AG102/X	2
12. LH Feed Pipe Assembly, behind Dash Top Panel between Water Control Valve and Heater Radiator		

S1 3.8 and S1 4.2 to 1E.1225, 1E.10957, 1E.20611 & 1E.30981	C17773	1
S1 4.2 1E.1226, 1E.10958, 1E.20612 & 1E.30982 Onwards	C25408	1
13. Fixing Flange, for Feed Pipe	C17314/1	1
Pop Rivet, securing Feed Pipe to Dash through Fixing Flange	BD1814/2	3
14. Elbow Hose between LH Feed Pipe and Heater Radiator Inlet	C17778	1
15. Clip, securing Elbow Hose	C2905/1	2
16. Elbow Hose between Heater Radiator Outlet and Rear Return Pipe	C17779	1
17. Clip, securing Elbow Hose	C2905/1	2
18. Rear Return Pipe Assembly, behind Dash Top Panel for Water from Heater	C17775	1
19. Fixing Flange, for Rear Return Pipe	C17314/1	2
Pop Rivet, securing Rear Return Pipe to Dash through Fixing Flanges	BD1814/2	6
20. Hose between Rear and Front Return Pipes	C4399	1
21. Clip, securing Hose	C2905/2	2
22. Front Return Pipe at RH side of Cylinder Block		
S1 3.8	C16871	1
S1 4.2	C24311	1
23. Hanger Bracket, rear, for Front Return Pipe		
S1 3.8	C16963	1
S1 4.2	C22496	1
24. Hanger Bracket, front, for Front Return Pipe		
S1 3.8	C16964	1
S1 4.2	C22495	1
Screw, Set, securing Pipe in Brackets	UFS119/4R	2
Nut, on Setscrews	UFN119/L	2
Washer, Shakeproof, under Nuts	C723/A	2
25. Hose between Front Return Pipe and Adaptor on Water Pump	C14999/1	1
26. Clip, securing Hose	C2905/2	2
27. Adaptor in Water Pump, for return from Heater	C17421	1
28. Copper Washer, on Adaptor	C17421/1	1



HEATER PIPES & WATER VALVE - S1

HEATER PIPE SETS...

SNG Barratt produces **uprated** Heater Pipe Sets in our own Bridgnorth based workshop, using the **exact original Jaguar drawings**.

Using stainless steel eradicates the risk of corrosion to the pipes.



All Heater Pipe Kits include the Pipe D Plates & Rivets, and are guaranteed 100% correct to original Jaguar specification

**S1 3.8 &
S1 4.2 EARLY
HTP1SS**

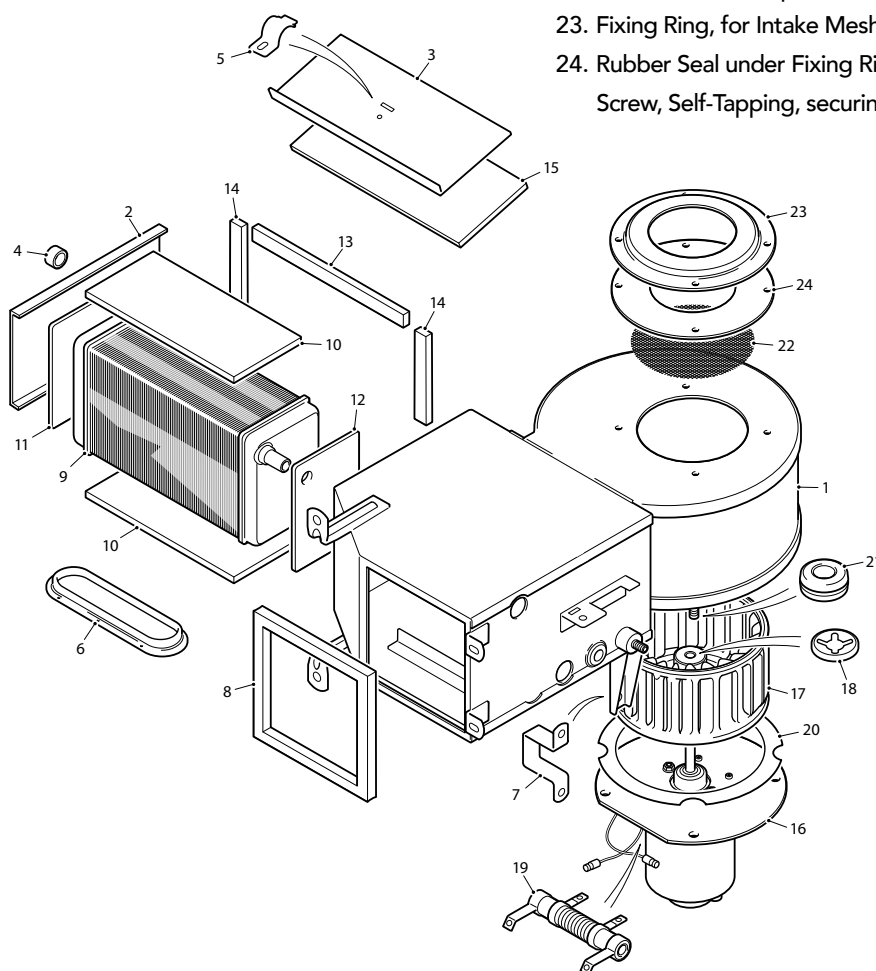
**S1 4.2 LATE &
S2 OTS & FHC
HTP2SS**

**S2 2+2
ONLY
HTP4SS**



HEATER CASE ASSEMBLY: S2

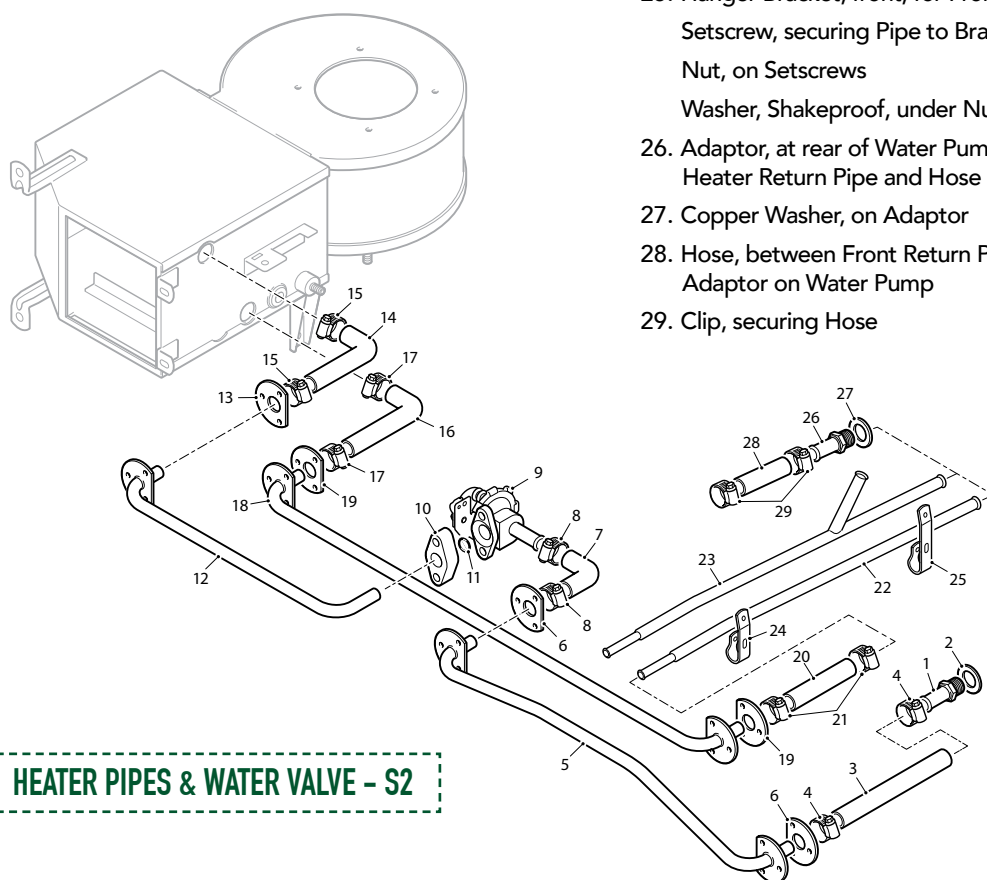
1. Case Assembly, for Heater	C26075	1	9. Heater Radiator	C17092	1
2. Side Panel Assembly, for Heater Case	C26090	1	10. Seal (felt) at top and bottom of Radiator	C17303	2
Screw, Self-Tapping, securing Side Panel to Case	DAZ406/4C	6	11. Seal at LH end of Radiator	C17304	1
3. Flap Assembly, controlling Air Flow	C26085	1	12. Seal at RH end of Radiator	C17305	1
4. Collar, securing Pivot Rod in Heater Case	C16252	1	13. Seal on Radiator, seating top of Air Control Flap when closed	C26087	1
Setscrew, securing Collar to Pivot Rod	UCS113/3R	1	14. Seal on Radiator, seating ends of Air Control Flap when closed	C26088	2
5. Clamp, securing Air Flap to Pivot Shaft	C17287	1	15. Seal on Air Flap	C26091	1
Setscrew, through Clamp	UFS119/4R	1	16. Heater Motor Assembly	C17427	1
6. Air Duct, inside Bottom of Heater Case	C18711	1	Adaptor Plate, mounting Heater Motor	C17309	1
Pop Rivet, securing Duct to Heater Case	BD1814/2	6	17. Fan, on Heater Motor	C17352	1
7. Clamp Bracket, mounting Heater Case to Frame Side Member	C17641	1	18. Spire Nut, securing Fan	C18241	1
Setscrew, securing Heater Case to Bracket	UFS119/4R	2	19. Resistance, for Heater Motor	C33391	1
Washer, Shakeproof, on Setscrews	C723/A	4	Pop Rivet, securing Resistance to Adaptor Plate	BD11712/2	2
Nut, on Setscrews	UFN115/1	2	20. Sealing Ring (Polyurethane) between Adaptor Plate and Heater Case	C17310	1
Washer, Plain, on Setscrews	AW102/T	2	21. Grommet, in Motor Adaptor Plate	C14696	4
Setscrew, securing Heater Case to Dash	UFS125/4R	4	Nut, securing Adaptor Plate to Heater Case	UFN115/1	4
Washer, Shakeproof, on Setscrews	C724	4	Washer, Plain, under Nuts	AW102/T	4
8. Seal, between Heater Case and Dash	C17308	1	22. Intake Mesh, at top of Heater Case	C17280	1
			23. Fixing Ring, for Intake Mesh	C18239	1
			24. Rubber Seal under Fixing Ring	C25455	1
			Screw, Self-Tapping, securing Fixing Ring	DZZ406/4C	4



**HEATER CASE
ASSEMBLY - S2**

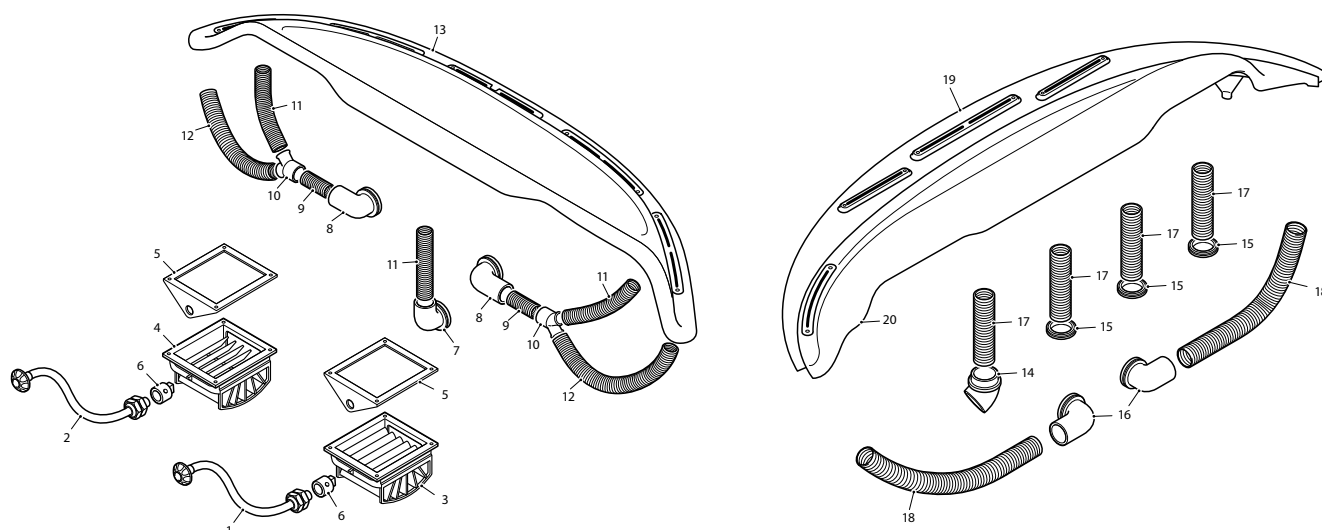
HEATER PIPES & WATER VALVE: S2

1. Adaptor, at rear of Inlet Manifold, for Water Feed to Heater	C17421	1	12. LH Feed Pipe Assembly, Behind Dash Top Panel, between Water Valve and Heater Radiator	C25408	1
2. Copper Washer on Adaptor	C2296/1	1	13. Fixing Flange, for LH Feed Pipe	C17314/1	1
3. Hose, between Adaptor and RH Feed Pipe			Pop Rivet, securing LH Feed Pipe to Dash through Flange	BD11712/1	3
OTS and FHC Models and for USA and Canada	C28924	1	14. Elbow Hose, between LH Feed Pipe and Heater Radiator	C17778	1
2+2 Model only but not for USA and Canada	C31059	1	15. Clip, securing Elbow Hose	C2905/1	2
2+2 Model only for USA and Canada	C31060	1	16. Elbow Hose, between Heater Radiator Outlet and Rear Return Pipe	C17779	1
4. Clip, securing Hose	C2905/14	2	17. Clip, securing Elbow Hose	C2905/1	2
5. RH Feed Pipe Assembly, behind Dash Top Panel, between Hose and Water Valve			18. Rear Return Pipe Assembly, behind Dash Top Panel, for Water from Heater	C17775	1
OTS and FHC Models only	C17771	1	19. Fixing Flange, for Rear Return Pipe	C17314/1	2
2+2 Model only	C31242	1	Pop Rivet, securing Rear Return Pipe to Dash through Fixing Flanges	BD11712/1	6
6. Fixing Flange, for Feed Pipe	C17314/1	2	20. Hose, between Rear and Front Return Pipes	C4399	1
Pop Rivet, securing Feed Pipe to Dash through Flange	BD11712/1	6	21. Clip, securing Hose	C2905/14	2
7. Elbow Hose, between RH Feed Pipe and Water Valve	C17777	1	Front Return Pipe Assembly, at RH side of Engine		
8. Clip, securing Hose	C2905/1	2	22. USA and Canada up to Eng. Nos. 7R.1837 (SWB), 7R.35329 (2+2)	C24311	1
9. Water Valve Assembly	C17020	1	23. USA and Canada from Eng. Nos. 7R.1838 (SWB), 7R.35330 (2+2)	C28233	1
10. Mounting Block, under Valve	C17821	1	24. Hanger Bracket, rear, for Front Return Pipe	C22496	1
11. Sealing Ring, for LH Feed Pipe	C9928	1	25. Hanger Bracket, front, for Front Return Pipe	C22495	1
Bolt, securing Valve to Dash	UFB119/9R	2	Setscrew, securing Pipe to Brackets	UFS119/4R	2
Washer, Spring, on Bolt	AG102/X	2	Nut, on Setscrews	UFN119/1	2
			Washer, Shakeproof, under Nuts	C723/A	2
			26. Adaptor, at rear of Water Pump, for Front Heater Return Pipe and Hose Connection	C17421	1
			27. Copper Washer, on Adaptor	C2296/1	1
			28. Hose, between Front Return Pipe and Adaptor on Water Pump	C14999/1	1
			29. Clip, securing Hose	C2905/14	2



HEATER PIPES & WATER VALVE - S2

AIR DIRECTION BOX & DEMISTER TUBES: S2



AIR DIRECTION BOX & DEMISTER TUBES - S2

OTS & FHC MODELS

1. RH Remote Control Assembly, operating Vanes in Air Director Boxes
2. LH Remote Control Assembly, operating Vanes in Air Director Boxes
3. RH Air Direction Box, complete
4. LH Air Direction Box, complete
5. Bracket, mounting Air Direction Boxes
Screw, Self-Tapping, securing Air Director Boxes to Dash
6. Collet, connecting Remote Control Assembly to Air Direction Boxes
Setscrew, securing Collet to Air Direction Box
7. Rubber Elbow, Centre, on Heater Box
8. Rubber Elbow, Outer, on Heater Box
9. Flex Hose, from Outer Elbow to "Y" Piece
10. "Y" Piece, for Demister Hoses
11. Flexible Hose, to Inner Demister Nozzles
12. Flexible Hose, to Outer Demister Nozzles
13. Screen Rail Facia

BD34741	1
BD34742	1
BD25733	1
BD25734	1
BD26571	2
DAZ408/8C	8
BD26615	2
UCS413/2H	4
BD14607	1
BD23569	2
BD25205	2
BD23077	3
BD30775	4
BD30776	2
BD32264	1

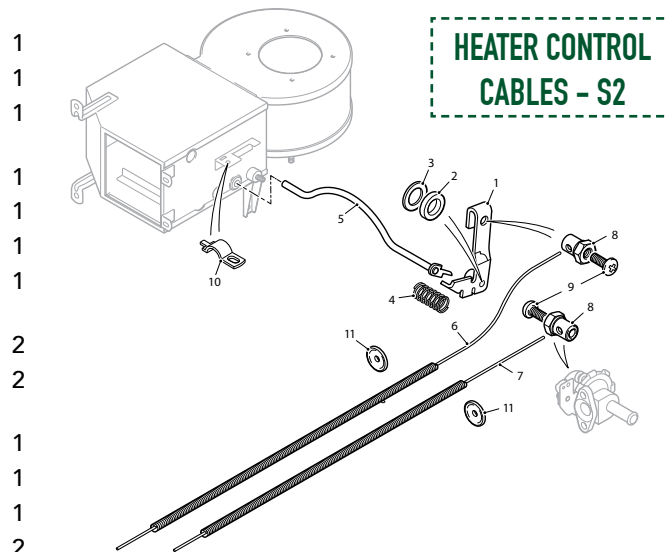
2+2 MODELS

14. Angled Elbow, in Heater Box Top at LH
15. Rubber Grommet, in Heater Box Top
16. Rubber Elbow, Rear, on Heater Box
17. Flexible Hose, from Grommets to Demister Nozzles on Front Facia
18. Flexible Hose, from Elbows to Demister Nozzles on Rear Facia
19. Front Screen Rail Facia
20. Rear Screen Rail Facia
Beading, between Facias (60" long)

BD37342	1
BD35659	3
BD23569	2
BD30775	4
BD35748	2
BD35675	1
BD35691	1
BD30916/6	1

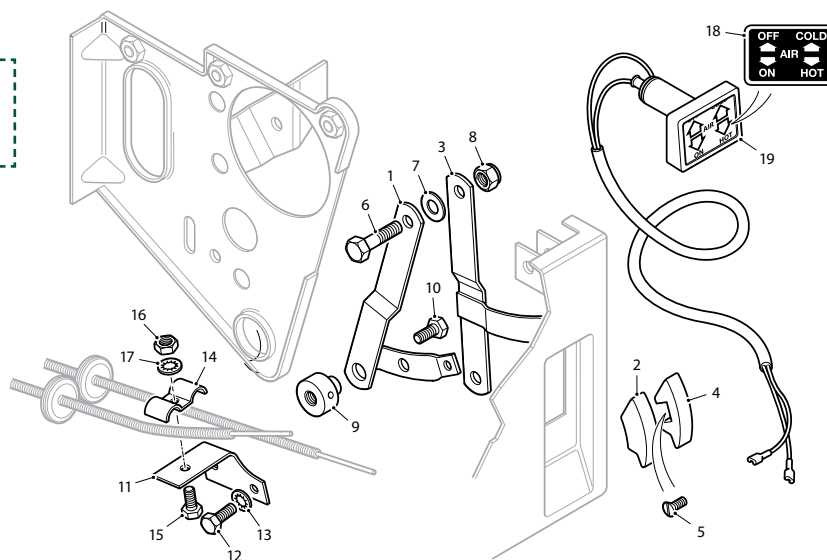
HEATER CONTROL CABLES: S2

- | | |
|--|-----------|
| 1. Lever Assembly, for operating Air Flap | C26092 |
| 2. Retaining Washer, holding Lever to Case | BD22671 |
| 3. Washer, Plain, under Retaining Washer | AW102/T |
| 4. Spring, between Lever and Operating Shaft operating Air Flap | 400542 |
| 5. Pivot Rod Assembly, for Air Flap | C26082 |
| 6. Cable, operating Air Flap | C18126 |
| 7. Cable, operating Water Valve | C18126 |
| 8. Trunnion, for connecting Inner Cables to Air Flap Lever and Water Control Valve | C10351 |
| 9. Setscrew, in Trunnion securing Inner Cable | C10352 |
| 10. Clamp, securing Air Flap Outer Cable to Heater Case | C17287 |
| Setscrew, through Clamp | UFS119/4R |
| Washer, Shakeproof, on Setscrew | C723/A |
| 11. Grommet, on Outer Cables at Dash | C2850 |



HEATER CONTROLS: S2

HEATER CONTROLS - S2



- | | | | | | |
|---|-----------|---|---|-----------|---|
| 1. LH Control Arm, on Dash, operating Air Flap in Heater Case | BD33487 | 1 | 11. Bracket, locating Outer Cables | C35073 | 1 |
| 2. Knob, on Control Arm | BD33483 | 1 | 12. Setscrew, securing Bracket | UFS119/4R | 2 |
| Setscrew, securing Knob to Arm | UCS413/2H | 1 | 13. Washer, Shakeproof, under Setscrew | C723/A | 2 |
| 3. RH Control Arm, on Dash, operating Water Control Valve | BD33488 | 1 | 14. Clamping Piece, securing Outer Cables | C18571 | 1 |
| 4. Knob, on Control Arm | BD33482 | 1 | 15. Setscrew, securing Clamping Piece to Bracket | UFS119/4R | 1 |
| 5. Setscrew, securing Knob to Arm | UCS413/2H | 1 | 16. Nut, on Setscrews | UFN119/L | 1 |
| 6. Bolt, pivoting Control Arms | C30078 | 1 | 17. Washer, Shakeproof, under Nut | C723/A | 1 |
| 7. Washer, Plain, on Bolt, between Arms | AW102/T | 3 | 18. Heater Operation Plate, on Dash | BD33112 | 1 |
| 8. Nut, Self-Locking, on Bolt | C8737/9 | 1 | Hammered Drive Screw, securing Operation Plate to Facia | BD33017/1 | 1 |
| 9. Pivot, connecting Inner Cables to Control Arms | C17324 | 2 | 19. Heater Operation and Illumination Assembly | C32588 | 1 |
| 10. Screw, locking Inner cables to Pivot | C17874 | 2 | Bulb | C15787 | 1 |



WASH & WIPER...

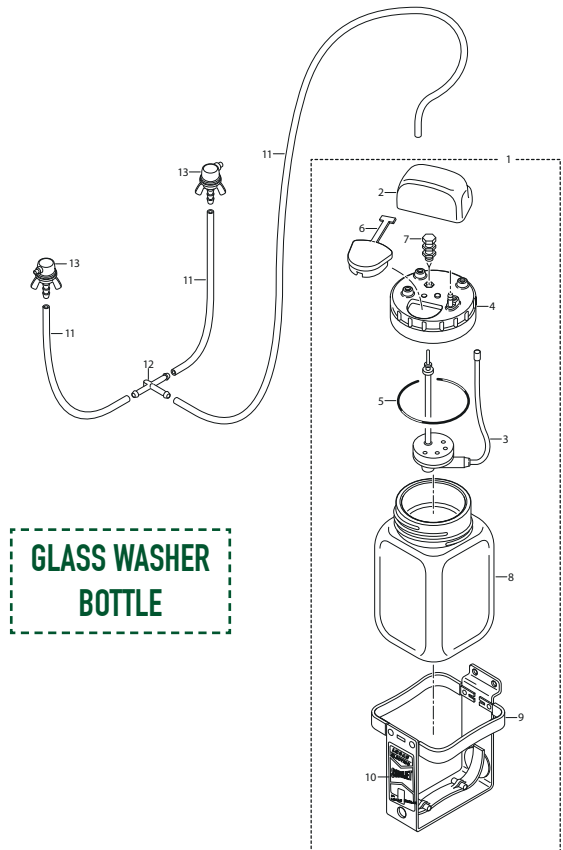
525 • GLASS WASHER BOTTLE

525 • PLASTIC WASHER BOTTLE

- FOR WIPER MOTORS, WIPER ARMS & BLADES SEE 'ELECTRICAL SYSTEMS'

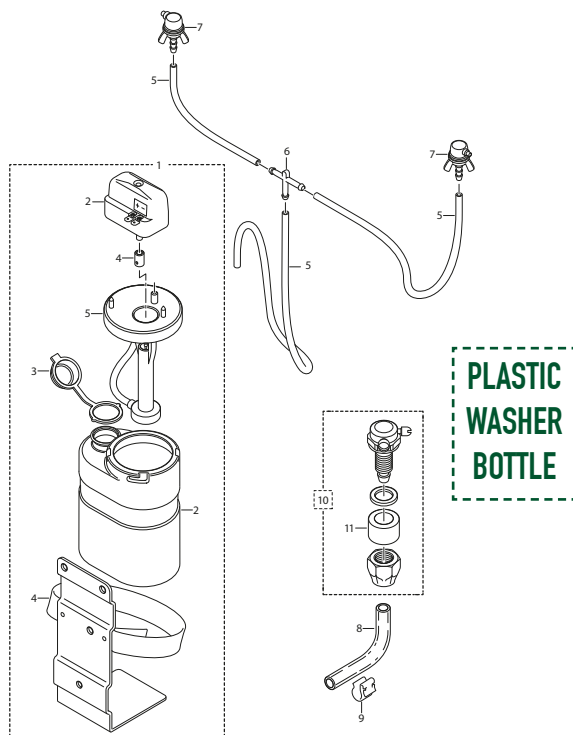
GLASS WASHER BOTTLE

1. Windscreen Washer Unit Assembly	C17004	1
2. Motor, complete with Coupling	C17004LID/MO	1
3. Pump Assembly	8035	1
4. Moulded Cover, for Reservoir	8036	1
5. Rubber Gasket, between Cover and Reservoir	8037	1
6. Rubber Filler Cap, in Cover	8038	1
7. Union, securing Motor to Pump	8039	1
8. Glass Reservoir	8040	1
9. Bracket, holding Reservoir	8041	1
10. "Lucas Screenjet" Decal	DCL1004	1
Screw, Set, securing Windscreen Washer Bracket to Dash	UFS419/8H	3
Washer, Shakeproof, on Setscrews	C723/A	3
Distance Piece, on Setscrews	BD18957/1	3
Screw, Set, sealing redundant Mounting Holes	UFS419/3H	3
11. Washer Tubing - per metre		
Clear	JLM10759*	A/R
Green	JLM10759*/1	A/R
12. T' Piece at junction of Fluid Tubes	C15644	1
13. Jet Assembly	C15645	2



GLASS WASHER BOTTLE

PLASTIC WASHER BOTTLE



PLASTIC WASHER BOTTLE

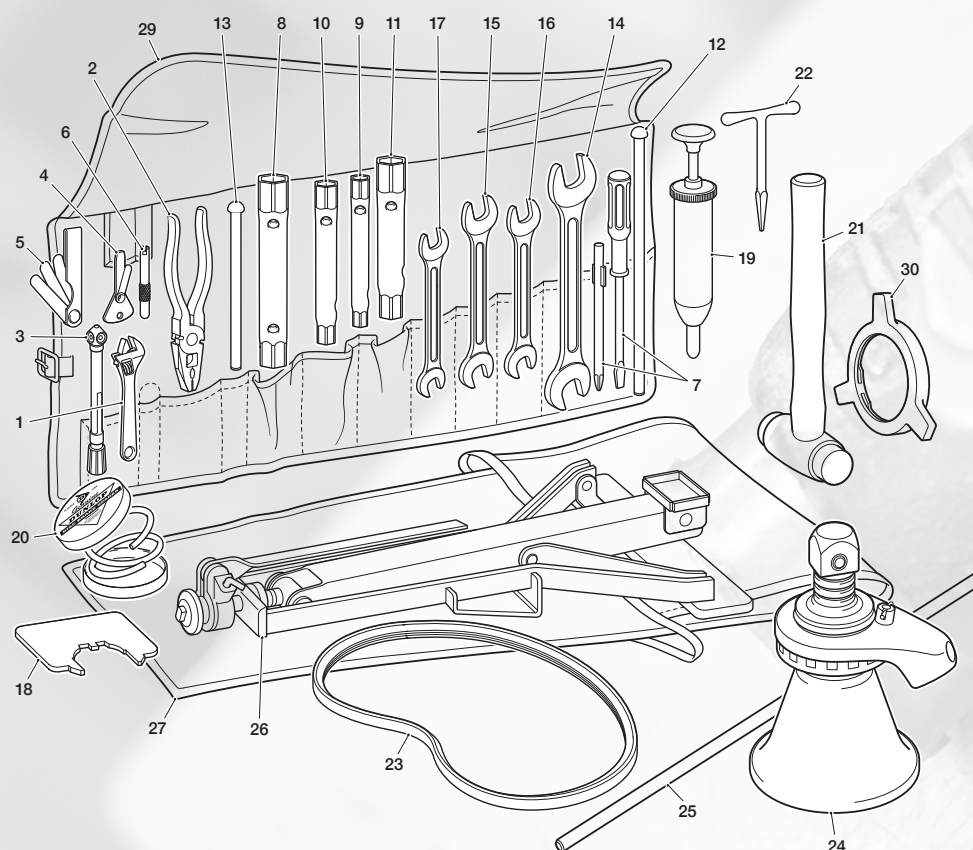
1. Windscreen Washer Unit Assembly	C25438	1
2. Reservoir	11084	1
3. Filler Cap, on Reservoir	11085	1
4. Bracket and Strap Assembly, holding Washer Unit	514223A	1
Setscrew, securing Bracket and Strap Assembly	UFS419/8H	3
Washer, Shakeproof, on Setscrew	C723/A	6
Distance Piece, on Setscrew	BD18957/1	3
Screen Washer Tubing	C16663	1
5. Screen Washer Tubing	C18393	1
6. "T" Piece, at junction of Tubes	C15644	1
7. Jet Assembly	C15645	2
8. Screen Washer Tubing	C28009/3	1
9. Clip, securing Tubing to underside of Bonnet	BD24519	6
10. Jet Assembly		
2+2 Models	C38746	1
11. Spacer, on Jet Assembly	C16145	1

SERVICE ITEMS...

	<u>S1 3.8</u>	<u>S1 4.2</u>	<u>S2 4.2</u>
Air Filter	8416*	8416*	8416*
Fuel Filter	C28080*	C28080*	C28080*
Oil Filter	JLM9544	JLM9544	JLM9544
Contact Set	C11990 (DMBZ) JLM9520 (22D6)	JLM9520	JLM9520
Condenser	JLM9656	JLM9656	JLM9656
Rotor Arm	JLM263	JLM263	JLM263
Distributor Cap	6478 (DMBZ) JLM9523 (22D6)	JLM9523	JLM9523
Spark Plug	EAC8916	N5C	EAC8917
Drive Belts:			
To Eng. No. R15249	C15840	C24291	C28955 (water pump)
From Eng. No. R15250	C19524		EAC1616 (alternator)



TOOL KIT...

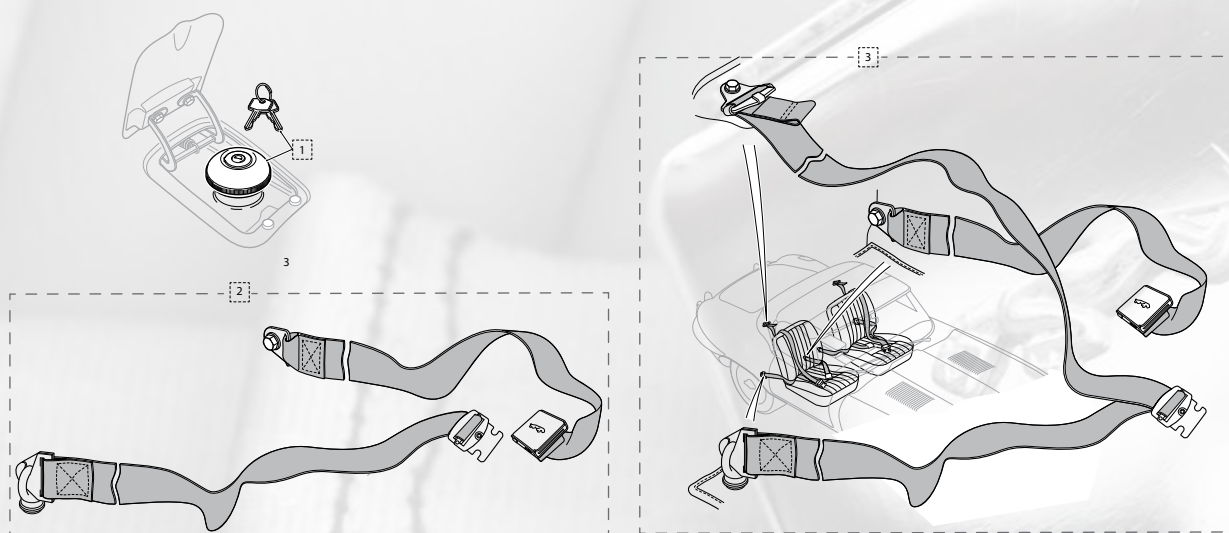


1. Adjustable Spanner
2. Pliers
3. Tyre Pressure Gauge
4. Screwdriver, for adjustment of Contact Breaker Points
5. Feeler Gauge
6. Extractor, for Tyre Valve
7. Combination Screwdriver (Phillips Head/Conventional)
8. Box Spanner, for Sparking Plugs and Cylinder Head Nuts
9. Box Spanner (7/16"x1/2" S.A.E.)

C4651	1
C996	1
C11753	1
C5444	1
C5587	1
C993	1
C20482	1
C10155	1
C4094	1

10. Box Spanner (9/16"x5/8" S.A.E.)	C4095	1
11. Box Spanner (3/4"x7/8" S.A.E.)	C4096	1
12. Tommy Bar (Long) for Box Spanners	C2896	1
13. Tommy Bar (Short) for Box Spanners	C20825	1
14. Open Ended Spanner (9/16"x5/8" A.F.)	C4595	1
15. Open Ended Spanner (3/4"x7/8" A.F.)	C4594	1
16. Open Ended Spanner (1/2"x7/16" A.F.)	C4596	1
17. Open Ended Spanner (11/32"x3/8" A.F.)	C4638	1
18. Valve Timing Gauge	C3993	1
19. Grease Gun	C13269	1
20. Bleeder Tube, in Container	C13620	1
21. Hammer (Copper and Rawhide)	C992	1
22. Budget Lock Key	2072	1
23. Drive Belt		
S1 3.8 to Engine No. R5249	C15840	1
S1 3.8 from Engine No. R5250 on	C19524	1
S1 4.2	C24291	1
S2 (Water Pump)	C28955	1
S2 (Alternator)	EAC1616	1
24. Jack (complete with Operating Handle)	C17822	1
S1 3.8, Chassis No. 850001 to 850548. 875001 to 877518. 860001 to 860660. 885001 to 886246.		
25. Handle only, for jack Operation	C17823	1
S1 3.8, Chassis No. 850001 to 850548. 875001 to 877518. 860001 to 860660. 885001 to 886246.		
S1 3.8, Chassis No. from 850549, 877518, 860660 & 886246 on	C27873	1
S1 4.2/S2	C27873	1
26. Jack		
S1 3.8, Chassis No. from 850549, 877518, 860660 & 886246 on	C20661	1
S1 4.2/S2	C20661	1
S1.5/2 2+2	C25183	1
27. Container for Jack	BD23688	1
28. Tool Roll	C5578	1
29. Tool, for fitting and removing Hub Caps	C14927	1

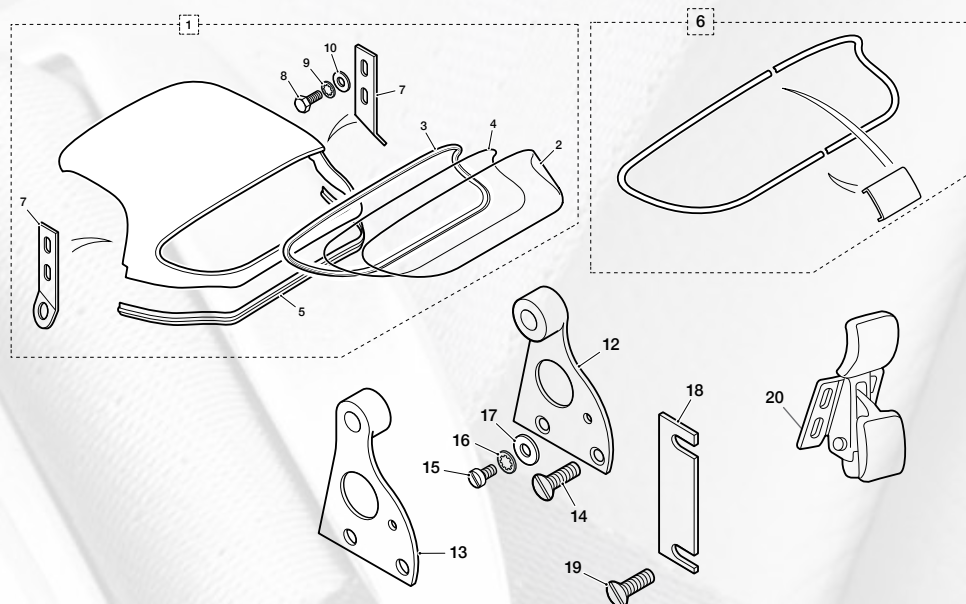
ACCESSORIES...



1. Locking Fuel Cap
2. 2-Point Fixing Lap Belt
 - Black
 - Grey
 - Red
 - Tan

3. 3-Point Fixing Seat Belt
 - OTS Models Only
 - Black
 - Grey
 - Red
 - Tan
 - FHC Models Only
 - Black

C12816	1
BF2004/1	2
BF2004/2	2
BF2004/3	2
BF2004/11	2
BF2013/1	2
BF2013/2	2
BF2013/3	2
BF2013/11	2
BF2014/1	2



1. Detachable Hardtop Assembly	BD20687	1
2. Perspex Rear Screen	BD20687P	1
3. Rear Screen Rubber	BD20687R	1
4. Rear Screen Rubber Insert Strip	BD20687R/1M	PER METRE
5. Rear Edge Seal	BD21015/1	1
6. Rear Screen Chromes	BD20687PR	PAIR
7. Hardtop Fitting Brackets	BD22856/7	PAIR
8. Screw, Set, securing Attachment Brackets to Hardtop	BD20487/3	4
9. Washer, Shakeproof, on Setscrews	BD21516/6	4
10. Washer, Special, under Shakeproof Washers	BD541/31	4
12. Mounting Bracket, RH	BD23760	1
13. Mounting Bracket, LH	BD23761	1
14. Screw, Set (Countersunk Head) securing Mounting Brackets	BD5552/8	4
15. Screw, Set (Cheese Head) securing Mounting Brackets	BD20092/2	2
16. Washer, Shakeproof, on Setscrews	C723/A	2
17. Washer, Special, on Setscrews	C3562	2
18. Mounting Shim	BD23469	2
19. Bolt, securing Hardtop	BD23762	2
20. Hardtop Clamp		
S1 Outer	BD15907	2
S1 Centre	BD19515	1
S2 Outer	BD32776	2
S2 Centre	BD32772	1

LUBRICANTS & CLEANING PRODUCTS...

MORRIS® LUBRICANTS

We stock a full range of quality Morris Lubricants (blending oils in Shrewsbury since 1869) that are entirely suitable for both the classic and current Jaguar range.

Running in Oil	5 Litre	MOR013
Dextron 2 ATF	5 Litre	MOR014
Dextron 2 ATF	1 Litre	MOR015
EP80/90	Gear oil - 5 Litre	MOR020
EP80/90	Gear oil - 1 Litre	MOR021
LSD	Gear oil - 5 Litre	MOR022
Oil 10W/50	Comp semi synthetic	MOR023
Mineral Oil	1 Litre	MOR025
Brake Fluid	Dot 4 -1 Litre	MOR027
Brake Fluid	Dot 4 - 500ml	MOR028
Carb Cleaning Spray	400ml	MOR029
MD4	Maintenance spray	MOR030
Pavan	Degreaser	MOR031
Prima	Silicone spray	MOR032
Prise	Anti seize spray	MOR033
Solvent Brake Cleaner	400ml	MOR034
LM Grease	500gm tin	MOR035
Copper Slip	500gm tin	MOR036
Diesel Oil	5 Litre	MOR038
Engine Oil	1 Litre	MOR043
Liquimatic ATF	5 Litre	MOR045
Rubber Grease	500gm tin	RUBBERGREASE



MORRIS
LUBRICANTS

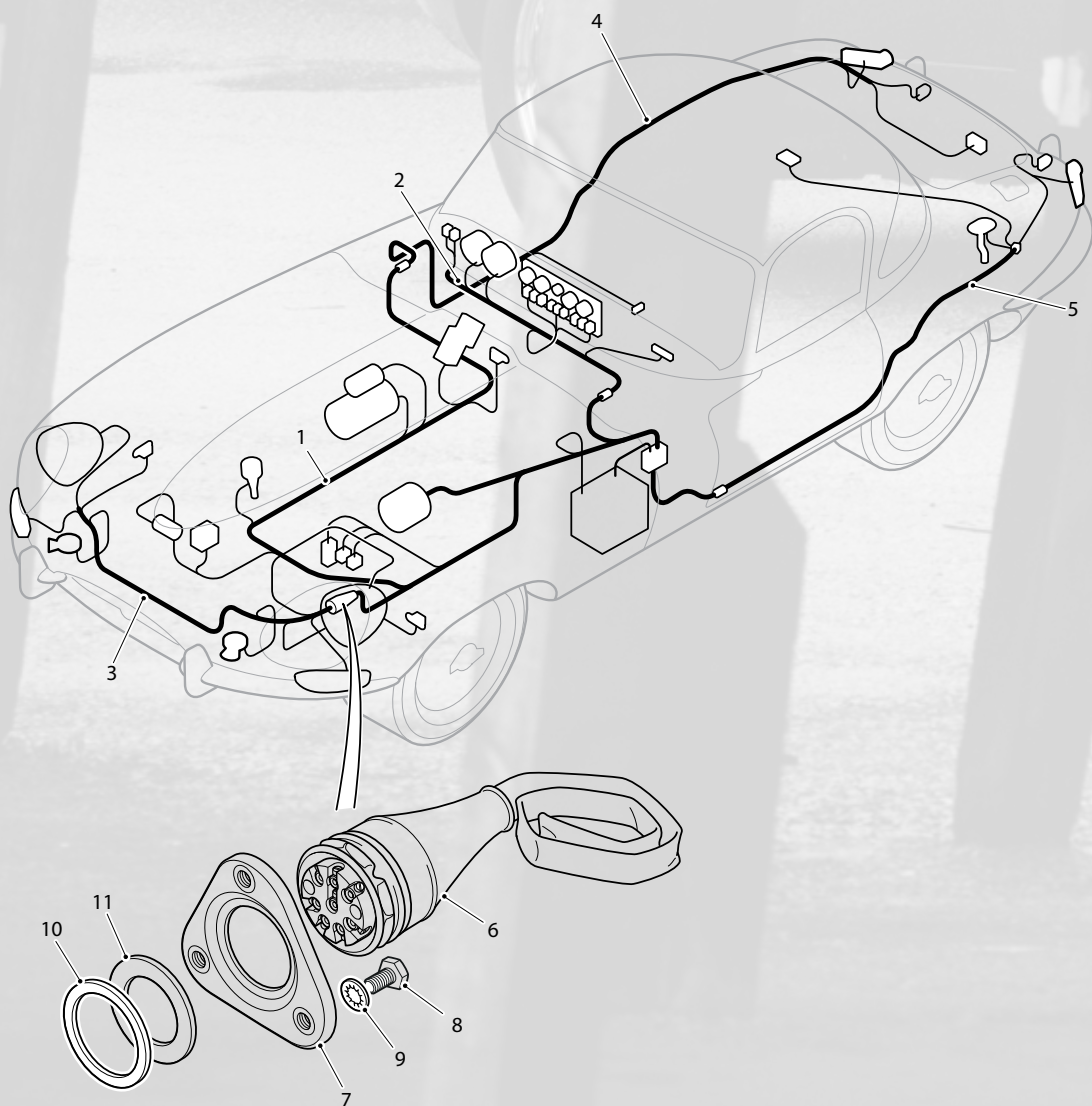
CLEANING PRODUCTS

Our high quality range of cleaning products, manufactured by trusted and well known brands, ensures your Jaguar stays in top condition.

Gliptone® Leather Conditioner	250ml	CH5001
Gliptone® Liquid Leather Cleaner	250ml	CH5002
OEM Jaguar Car Body Shampoo	500ml	C2A1016
OEM Jaguar Wax Polish Liquid	500ml	C2A1017
OEM Jaguar Glass Cleaner	500ml	C2A1023
AUTOGLYM® Shampoo & Conditioner	1000ml	AGBSC001
AUTOGLYM® Super Resin Polish	500ml	AGSRP500
AUTOGLYM® Instant Show Shine	450ml	AG46012B
AUTOGLYM® Extra Gloss Protect	325ml	AGEGP325
AUTOGLYM® Clay Detailing Kit	500ml	AGVPCLAYKIT
AUTOGLYM® Wire Wheel Cleaner	500ml	AGWC



WIRING LOOMS...



1. MAIN HARNESS

E-TYPE S1 3.8

RHD Models with Fan Relay	JL101	1
RHD Models without Fan Relay	JL102	1
LHD Models with Fan Relay	JL111	1
LHD Models without Fan Relay	JL112	1

E-TYPE S1 4.2

RHD Models fitted to 1E.1001 to 1E.1162 OTS / 1E.20001 to 1E.20362 FHC	JL108	1
RHD Models fitted from 1E.1163 OTS / 1E.20363 FHC onwards	JL103	1
RHD Models fitted to 1E.50001 to 1E.50165 2+2	JL104	1
RHD Models fitted from 1E.50166 2+2	JL105	1
LHD Models fitted to 1E.10001 to 1E.10771 OTS / 1E.30001 to 1E.30856 FHC	JL118	1
LHD Models fitted from 1E.10772 OTS / 1E.30857 FHC onwards	JL113	1
LHD Models fitted to 1E.70001 to 1E.75546 2+2	JL114	1
LHD Models fitted from 1E.75547 2+2	JL115	1

E-TYPE S1.5

RHD Models fitted with S1 type dashboard	JL105	1
RHD Models fitted with S2 type dashboard	JL226	1
LHD Models fitted with S1 type dashboard	JL115	1
LHD Models fitted with S2 type dashboard	JL227	1

E-TYPE S2

RHD Models	JL201	1
LHD Models	JL202	1

2. DASHBOARD HARNESS

E-TYPE S1 3.8

RHD Models	JL106	1
LHD Models	JL116	1

E-TYPE S1 4.2

RHD Models	JL107	1
LHD Models	JL117	1

E-TYPE S1.5

RHD Models fitted with S1 type dashboard	JL107	1
RHD Models fitted with S2 type dashboard	JL228	1
LHD Models fitted with S1 type dashboard	JL117	1
LHD Models fitted with S2 type dashboard	JL229	1

E-TYPE S2

RHD Models	JL203	1
LHD Models	JL204	1

WIRING LOOMS...

(CONTINUED FROM PAGE 535)

3. BONNET HARNESS WITH SIDE LAMP & HEAD LAMP WING

E-Type S1 3.8	JL119	1
E-Type S1 4.2		
with Horn wiring included	JL119	1
without Horn wiring included	JL120	1
E-Type S1.5	JL120	1
E-Type S2	JL120	1

4. BODY HARNESS, RH

E-Type S1 3.8	JL121	1
E-Type S1/S1.5/S2 4.2		
OTS/FHC	JL123	1
2+2	JL125	1

5. BODY HARNESS, LH

E-Type S1 3.8	JL122	1
E-Type S1/S1.5/S2 4.2		
OTS/FHC	JL124	1
2+2	JL126	1
6. Connector for Front Lamp Harness	C16921	1
7. Fixing Plate Assembly	C16997	1
8. Screw, securing Connect to Bonnet Diaphragm	UFS125/3R	3
9. Washer, Shakeproof, on Setscrews	C724	3
10. Washer at Connector Mounting	C17003	1
11. Washer, Rubber, at Connector Mounting	C18175	1

NON-ILLUSTRATED HARNESSES

RADIATOR FAN HARNESS

S1 3.8 with Fan Relay	JL109
S1 3.8 without Fan Relay	JL110
S1 4.2	JL110
S1.5 Single Fan	JL110
S1.5 Twin Fan	JL120
S2	JL120

NON-ILLUSTRATED HARNESSES

ALTERNATOR HARNESS

S1 4.2	
FHC/OTS	JL131
2+2	JL132
S1.5 Early	JL132
S1.5 Late	JL206
S2	
45 Amp Alternator	JL206
60 Amp Alternator	JL205
60 Amp Alternator with Air Conditioning	JL207

HEATED REAR WINDOW

E-Type S1 3.8/4.2/S1.5	JL138
E-Type S2	JL208

COIL HARNESS (WITH BALANCE RESISTOR ON COIL)

S2 Only	JL209
---------	-------

SUNDRY LEADS & LOOSE WIRES

E-Type S1 3.8/4.2	JL139
E-Type S1.5 Early	JL139
E-Type S1.5 Late	JL219
E-Type S2	JL219

COMPLETE WIRING HARNESS SET

E-TYPE S1 3.8

RHD Models with Fan Relay	JL101SET
RHD Models without Fan Relay	JL102SET
LHD Models with Fan Relay	JL111SET
LHD Models without Fan Relay	JL112SET

E-TYPE S1 4.2

RHD Models fitted to 1E.1001 to 1E.1162 OTS / 1E.20001 to 1E.20362 FHC	JL108SET
RHD Models fitted from 1E.1163 OTS / 1E.20363 FHC onwards	JL103SET
RHD Models fitted to 1E.50001 to 1E.50165 2+2	JL104SET
RHD Models fitted from 1E.50166 2+2	JL105SET
LHD Models fitted to 1E.10001 to 1E.10771 OTS / 1E.30001 to 1E.30856 FHC	JL118SET
LHD Models fitted from 1E.10772 OTS / 1E.30857 FHC onwards	JL113SET
LHD Models fitted to 1E.70001 to 1E.75546 2+2	JL114SET
LHD Models fitted from 1E.75547 2+2	JL115SET

E-TYPE S1.5

RHD FHC/OTS Models fitted with S1-Type Dashboard	JL127SET
RHD 2+2 Models fitted with S1-Type Dashboard	JL128SET
RHD FHC/OTS Models fitted with S2-Type Dashboard	JL226SET
RHD 2+2 Models fitted with S2-Type Dashboard	JL228SET
LHD FHC/OTS Models fitted with S1-Type Dashboard	JL129SET
LHD 2+2 Models fitted with S1-Type Dashboard	JL130SET
LHD FHC/OTS Models fitted with S2-Type Dashboard	JL227SET
LHD 2+2 Models fitted with S2-Type Dashboard	JL229SET

E-TYPE S2

RHD OTS/FHC	JL200SET
RHD 2+2	JL201SET
LHD OTS/FHC	JL202SET
LHD 2+2	JL208SET

NUTS, BOLTS & WASHERS

QUICK REFERENCE GUIDE...

- 539 • BOLTS & SETSCREWS
- 542 • NUTS
- 543 • SMALL NUTS
- 543 • WASHERS
- 544 • MACHINE SCREWS
- 546 • IMPERIAL KITS
- 547 • DIMENSIONS CONVERSION CHART



BOLTS & SETSCREWS

TYPE	THREAD	DIAMETER	LENGTH	FINISH	PART NUMBER
SETSCREW	UNF	1/4	1/4	BZP	JLM9566
SETSCREW	UNF	1/4	3/8	BZP	SH604031J
SETSCREW	UNF	1/4	1/2	BZP	SH604041J
SETSCREW	UNF	1/4	5/8	BZP	SH604051
SETSCREW	UNF	1/4	3/4	BZP	JLM9566
SETSCREW	UNF	1/4	7/8	BZP	SH604071J
SETSCREW	UNF	1/4	1	BZP	JLM9675
BOLT	UNF	1/4	1	BLACK	UFB125/8R
SETSCREW	UNF	1/4	1 1/8	BZP	SH604091J
SETSCREW	UNF	1/4	1 1/4	BZP	SH604101J
BOLT	UNF	1/4	1 3/8	BZP	BH404111J
SETSCREW	UNF	1/4	1 1/2	BZP	SH604121J
BOLT	UNF	1/4	1 3/4	BZP	BH604141J
BOLT	UNF	1/4	2	BZP	JLM9567
SETSCREW	UNF	5/16	3/8	BZP	SH605031J
SETSCREW	UNF	5/16	1/2	BZP	SH605041J
SETSCREW	UNF	5/16	5/8	BZP	SH605051J
SETSCREW	UNF	5/16	3/4	BZP	SH605061J
SETSCREW	UNF	5/16	7/8	BZP	SH605071J
SETSCREW	UNF	5/16	1	BZP	SH605081
SETSCREW	UNF	5/16	1 1/4	BZP	SH605101J
BOLT	UNF	5/16	1 1/4	BZP	BH605101J
SETSCREW	UNF	5/16	1 1/2	BZP	SH605121J
BOLT	UNF	5/16	1 1/2	BZP	BH605121J
SETSCREW	UNF	5/16	1 3/4	BZP	SH605141J
BOLT	UNF	5/16	1 3/4	BZP	BH605141J
BOLT	UNF	5/16	1 7/8	BZP	BH605151J
SETSCREW	UNF	5/16	2	BZP	SH605161J
BOLT	UNF	5/16	2	BZP	BH605161J
BOLT	UNF	5/16	2 1/8	BZP	BH605171J
BOLT	UNF	5/16	2 1/4	BZP	BH605181J
BOLT	UNF	5/16	2 1/2	BZP	BH605201J
BOLT	UNF	5/16	2 5/8	BZP	BH605211J
BOLT	UNF	5/16	2 3/4	BZP	BH605221J
BOLT	UNF	5/16	3	BZP	BH605241J
BOLT	UNF	5/16	3 1/4	BZP	BH605261J
BOLT	UNF	5/16	3 1/2	BZP	BH605281J
SETSCREW	UNF	3/8	3/8	BZP	SH606031J
SETSCREW	UNF	3/8	1/2	BZP	SH606041J
SETSCREW	UNF	3/8	5/8	BZP	SH606051J
SETSCREW	UNF	3/8	3/4	BZP	SH606061J
SETSCREW	UNF	3/8	7/8	BZP	SH606071J
SETSCREW	UNF	3/8	1	BZP	SH606081
SETSCREW	UNF	3/8	1 1/4	BZP	SH060101J

BOLTS & SETSCREWS



TYPE	THREAD	DIAMETER	LENGTH	FINISH	PART NUMBER
SETSCREW	UNF	3/8	1 3/8	BZP	SH606111J
SETSCREW	UNF	3/8	1 1/2	BZP	SH606121J
SETSCREW	UNF	3/8	1 3/4	BZP	SH606141J
SETSCREW	UNF	3/8	2	BZP	SH606161J
BOLT	UNF	3/8	1 1/2	BZP	BH606121J
BOLT	UNF	3/8	1 3/4	BZP	BH606141J
BOLT	UNF	3/8	2	BZP	BH606161J
BOLT	UNF	3/8	2 1/4	BZP	BH606181J
BOLT	UNF	3/8	2 1/2	BZP	BH606201J
BOLT	UNF	3/8	2 3/4	BZP	BH606221J
BOLT	UNF	3/8	3	BZP	BH606241J
BOLT	UNF	3/8	3 1/4	BZP	BH606261J
BOLT	UNF	3/8	3 1/2	BZP	BH606281J
BOLT	UNF	3/8	3 3/4	BZP	BH606301J
BOLT	UNF	3/8	4	BZP	BH606321J
BOLT	UNF	3/8	4 1/4	BZP	BH606341J
BOLT	UNF	3/8	4 1/2	BZP	BH606361J
BOLT	UNF	3/8	4 3/4	BZP	BH606381J
BOLT	UNF	3/8	5	BZP	BH606401J
BOLT	UNF	3/8	5 1/2	BZP	BH606441J
BOLT	UNF	7/16	1 1/2	BZP	BH607121J
BOLT	UNF	7/16	1 3/4	BZP	BH607141J
BOLT	UNF	7/16	2	BZP	BH607161J
BOLT	UNF	7/16	1 1/8	BZP	BH607171
BOLT	UNF	7/16	2 1/4	BZP	BH607181
BOLT	UNF	7/16	2 1/2	BZP	BH607201J
BOLT	UNF	7/16	3 1/4	BZP	BH607261J
BOLT	UNF	7/16	3 3/4	BZP	BH607301J
BOLT	UNF	7/16	4 3/4	BZP	BH607361J
SETSCREW	UNC	1/4	1/2	BZP	SH504041J
SETSCREW	UNC	1/4	3/4	BZP	SH504061J
SETSCREW	UNC	1/4	7/8	BZP	SH504071J
SETSCREW	UNC	1/4	1 1/4	BZP	SH504101J
SETSCREW	UNC	1/4	1 3/4	BZP	SH504141J
SETSCREW	UNC	1/4	2	BZP	SH504161J
BOLT	UNC	1/4	2	BZP	BH504161J
SETSCREW	UNC	1/4	2 1/8	BZP	SH504171J
SETSCREW	UNC	1/4	2 1/4	BZP	SH504181J
BOLT	UNC	1/4	2 1/4	BZP	BH504181J
BOLT	UNC	1/4	2 1/2	BZP	BH504201J
SETSCREW	UNC	5/16	5/8	BZP	SH505051J
SETSCREW	UNC	5/16	3/4	BZP	SH505061J
SETSCREW	UNC	5/16	7/8	BZP	SH505071J
SETSCREW	UNC	5/16	1	BZP	SH505081J





BOLTS & SETSCREWS


TYPE	THREAD	DIAMETER	LENGTH	FINISH	PART NUMBER
SETSCREW	UNC	5/16	1 1/8	BZP	SH505091J
SETSCREW	UNC	5/16	1 1/4	BZP	SH505101J
SETSCREW	UNC	5/16	1 3/4	BZP	SH505141J
BOLT	UNC	5/16	1 1/4	BZP	BH505101J
BOLT	UNC	5/16	1 3/8	BZP	BH505111J
BOLT	UNC	5/16	1 1/2	BZP	BH505121J
BOLT	UNC	5/16	1 3/4	BZP	BH505141J
BOLT	UNC	5/16	1 7/8	BZP	BH505151J
BOLT	UNC	5/16	2	BZP	BH505161J
BOLT	UNC	5/16	2 1/4	BZP	BH505181J
BOLT	UNC	5/16	2 3/8	BZP	BH505191J
BOLT	UNC	5/16	2 1/2	BZP	BH505201J
BOLT	UNC	5/16	2 3/4	BZP	BH505221J
BOLT	UNC	5/16	3	BZP	BH505241J
BOLT	UNC	5/16	3 1/4	BZP	BH505261J
BOLT	UNC	5/16	3 3/8	BZP	BH505271J
BOLT	UNC	5/16	3 1/2	BZP	BH505281J
SETSCREW	UNC	5/16	5/8	BZP	SH505051J
SETSCREW	UNC	5/16	3/4	BZP	SH505061J
SETSCREW	UNC	5/16	7/8	BZP	SH505071J
SETSCREW	UNC	5/16	1	BZP	SH505081J
SETSCREW	UNC	5/16	1 1/8	BZP	SH505091J
SETSCREW	UNC	5/16	1 1/4	BZP	SH505101J
SETSCREW	UNC	5/16	1 3/4	BZP	SH505141J
BOLT	UNC	5/16	1 1/4	BZP	BH505101J
BOLT	UNC	5/16	1 3/8	BZP	BH505111J
BOLT	UNC	5/16	1 1/2	BZP	BH505121J
BOLT	UNC	5/16	1 3/4	BZP	BH505141J
BOLT	UNC	5/16	2	BZP	BH505161J
BOLT	UNC	5/16	2 1/4	BZP	BH505181J
BOLT	UNC	5/16	2 1/2	BZP	BH505201J
BOLT	UNC	5/16	2 3/4	BZP	BH505221J
BOLT	UNC	5/16	3	BZP	BH505241J
BOLT	UNC	5/16	3 1/4	BZP	BH505261J
BOLT	UNC	5/16	3 3/8	BZP	BH505271J
BOLT	UNC	5/16	3 1/2	BZP	BH505281J
BOLT	UNC	5/16	4	BZP	BH505321J
BOLT	UNC	5/16	4 1/2	BZP	BH505361J
SETSCREW	UNC	3/8	1/2	BZP	SH506041J
SETSCREW	UNC	3/8	5/8	BZP	SH506051J
SETSCREW	UNC	3/8	3/4	BZP	SH506061
SETSCREW	UNC	3/8	7/8	BZP	SH506071J
SETSCREW	UNC	3/8	1	BZP	SH506081J
SETSCREW	UNC	3/8	1 1/8	BZP	SH506091J

BOLTS & SETSCREWS



TYPE	THREAD	DIAMETER	LENGTH	FINISH	PART NUMBER
SETSCREW	UNC	3/8	1 1/4	BZP	SH506101J
SETSCREW	UNC	3/8	1 1/2	BZP	SH506121J
BOLT	UNC	3/8	1 1/2	BZP	BH506121J
BOLT	UNC	3/8	1 3/4	BZP	BH506141J
BOLT	UNC	3/8	2	BZP	BH506161J
BOLT	UNC	3/8	2 1/2	BZP	BH506201
BOLT	UNC	3/8	2 3/4	BZP	BH506221J
BOLT	UNC	3/8	3 3/8	BZP	BH506271J
BOLT	UNC	3/8	3 1/2	BZP	BH506281
BOLT	UNC	3/8	4 1/2	BZP	BH506361

NUTS



TYPE	THREAD	DIAMETER	SIZE	FINISH	PART NUMBER
NUT, PLAIN	UNF	1/4	HALF	BZP	NT604041J
NUT, PLAIN	UNF	1/4	FULL	BZP	JLM9683
NUT, PLAIN	UNF	5/16	HALF	BZP	NT605041J
NUT, PLAIN	UNF	5/16	FULL	BZP	JLM9684
NUT, PLAIN	UNF	3/8	HALF	BZP	NT606041J
NUT, PLAIN	UNF	3/8	FULL	BZP	JLM9685
NUT, PLAIN	UNF	7/16	HALF	BZP	UFN243L
NUT, PLAIN	UNF	7/16	FULL	BZP	NH607041J
NUT, CLEVELOC	UNF	1/4	FULL	BZP	NV604041J
NUT, CLEVELOC	UNF	5/16	FULL	BZP	NV605041J
NUT, CLEVELOC	UNF	3/8	FULL	BZP	NV606041J
NUT, CLEVELOC	UNF	7/16	FULL	BZP	NV607041J
NUT, NYLOC	UNF	1/4	HALF	BZP	C87371
NUT, NYLOC	UNF	1/4	FULL	BZP	C8667/1
NUT, NYLOC	UNF	5/16	HALF	BZP	NZ605041J
NUT, NYLOC	UNF	5/16	FULL	BZP	NY605041J
NUT, NYLOC	UNF	3/8	HALF	BZP	NZ606041J
NUT, NYLOC	UNF	3/8	FULL	BZP	NY606041J
NUT, NYLOC	UNF	7/16	HALF	BZP	NZ607041J
NUT, NYLOC	UNF	7/16	FULL	BZP	NY607041J
NUT, PHILEDAS	UNF	1/4	FULL	BZP	C24119/1
NUT, PHILEDAS	UNF	5/16	FULL	BZP	C24119/2
NUT, PHILEDAS	UNF	3/8	FULL	BZP	C24119/3
NUT, PHILEDAS	UNF	7/16	FULL	BZP	NV607041
NUT, NYLOC	UNC	1/4	FULL	BZP	C86679
NUT, NYLOC	UNC	5/16	FULL	BZP	NY505041J
NUT, PLAIN	UNC	1/4	FULL	BZP	NH504041J
NUT, PLAIN	UNC	5/16	FULL	BZP	JLM9569#
NUT, PLAIN	UNC	3/8	FULL	BZP	NH506041J





SMALL NUTS

TYPE	THREAD	DIAMETER	FINISH	PART NUMBER
NUT, PLAIN	UNC	No.4	BZP	UCN111L
NUT, PLAIN	UNC	No.6	BZP	UCN113L
NUT, PLAIN	UNC	No.8	BZP	UCN116L
NUT, PLAIN	UNC	No.10	BZP	UCN119L
NUT, PLAIN	UNF	No.6	BZP	UFN113L
NUT, PLAIN	UNF	No.8	BZP	UFN116L
NUT, PLAIN	UNF	No.10	BZP	UFN119L



WASHERS

TYPE	OUTER DIA (MM)	INNER DIA	THICKNESS (MM)	PART NUMBER
SHAKEPROOF	11.0	1/4	0.8	C724
SHAKEPROOF	14.5	5/16	0.8	C725
SHAKEPROOF	18.0	3/8	1.0	C726
SHAKEPROOF	19.0	7/16	1.0	C727
STAR	11.0	1/4	0.8	WE600041J
STAR	14.5	5/16	0.8	WE600051J
STAR	18.0	3/8	0.8	WE600061J
STAR	19.0	7/16	1.0	WE600071J
SPRING	11.0	1/4	1.8	FG104X
SPRING	14.0	5/16	2.0	FG105X
SPRING	17.0	3/8	2.0	FG106X
SPRING	19.0	7/16	2.0	FG107X
SPRING	20.0	1/2	2.5	FG108X
PLAIN	12.5	1/4	0.8	WB106041
PLAIN	17.0	5/16	1.0	FW105T
PLAIN	19.0	3/8	1.2	FW106T
PLAIN	22.0	7/16	1.2	FW107T
PLAIN	25.0	1/2	1.2	FW108T
COPPER	14.0	1/4	1.5	FW104E*
COPPER	16.0	5/16	1.5	FW105E*
COPPER	20.0	3/8	1.5	FW106E*
REPAIR	25.0	1/4	1.8	BD54152
REPAIR	11.0	1/4	1.8	WA106041J
REPAIR	19.0	1/4	1.8	C18123*
REPAIR	12.5	1/4	1.8	BD5416*
REPAIR	36.0	5/16	2.0	C29407
REPAIR	36.0	5/16	0.8	C294071
REPAIR	21.0	5/16	1.5	C15183*
REPAIR	25.0	5/16	1.8	BD541/5
REPAIR	32.0	3/8	1.8	BD5412
REPAIR	19.0	3/8	1.8	FW206T

MACHINE SCREWS



TYPE	THREAD	DIAMETER	LENGTH	FINISH	PART NUMBER
POZI, C/SK	No.10 UNF		1	BZP	SF910281J
POZI, C/SK	1/4 UNF		1/4	BZP	SF604041J
POZI, C/SK	1/4 UNF		5/8	BZP	SF604051J
POZI, C/SK	1/4 UNF		1 1/8	BZP	BBC7221*
POZI, RSD C/SK	1/4 UNF		1 1/2	BZP	BDC3603
POZI, RSD C/SK	1/4 UNC		3/4	BZP	UCS256H
POZI, C/SK	5/16 UNC		1 1/4	BZP	SF505101J
SETSCREW HEX HD	No.10 UNF		3/8	BZP	UFS1193R
SETSCREW HEX HD	No.10 UNF		1/2	BZP	UFS1194R
SETSCREW HEX HD	No.10 UNF		3/4	BZP	UFS1196R
SETSCREW HEX HD	No.10 UNF		7/8	BZP	UFS1197R
SETSCREW HEX HD	No.10 UNF		1	BZP	UFS1198R
SETSCREW HEX HD	No.10 UNF		1 1/4	BZP	UFS11910R
SETSCREW HEX HD	No.10 UNF		1 3/4	BZP	UFS11914R
SLOTTED PAN HD	No.4		1/4	BZP	UCS3112H
POZI PAN HD	No.8		1/2	BZP	C313044
SLOTTED DOME HD	1/8 X 40 BSW		3/8	BZP	11564
POZI, DOME HD	No6-32UNC		3/8	BZP	11731-A
SLOTTED, CHEESE HD	2BA		1	BZP	126607H
SLOTTED, CHEESE HD	5BA		5/16	BZP	144878F
POZI PAN HD	3/16 UNC		1 1/4	BZP	BD361329
POZI PAN HD	1/4 UNF		3/8	BZP	SE604031J
POZI PAN HD	1/4 UNF		3/4	BZP	SE604061J
SLOTTED, C/SK	S/TAP	No.4	1/4	BZP	DAC5046C
SLOTTED, C/SK	S/TAP	No.8	5/16	BZP	DBZ5085C
SLOTTED, C/SK	S/TAP	No.8	1/2	BZP	DBZ5088C
SLOTTED, DOME HD	WOOD	No.4	3/8	BZP	AE604033
POZI FLANGE HD	S/TAP	No.6	3/16	BLK	DB48972
POZI FLANGE HD	S/TAP	No.6	1/4	BZP	BCC6624
POZI FLANGE HD	S/TAP	No.6	1/2	BZP	DA606044J
POZI FLANGE HD	S/TAP	No.8	3/8	BZP	BD48973
POZI FLANGE HD	S/TAP	No.8	1/2	BZP	DA608044J
POZI FLANGE HD	S/TAP	No.8	5/8	BLK	AGU1413J
POZI FLANGE HD	S/TAP	No.8	5/8	BZP	DA608051J
POZI FLANGE HD	S/TAP	No.10	5/8	BZP	DA610051J
POZI FLANGE HD	S/TAP	No.10	3/4	BZP	DA610061J
POZI FLANGE HD	S/TAP	No.6	1	BLK	DA606084J
POZI, RSD C/SK	S/TAP	No.4	3/8	BZP	AD604031J
POZI, RSD C/SK	S/TAP	No.4	1/2	BZP	AD604042
POZI, RSD C/SK	S/TAP	No.6	1/2	CHROME	AD606042
POZI, RSD C/SK	S/TAP	No.6	1/2	BZP	AD606041J
POZI, RSD C/SK	S/TAP	No.6	5/8	BZP	AD606051J
POZI, RSD C/SK	S/TAP	No.6	3/4	BZP	AD606061J
POZI, RSD C/SK	S/TAP	No.6	3/4	CHROME	AD606063J





MACHINE SCREWS

TYPE	THREAD	DIAMETER	LENGTH	FINISH	PART NUMBER
POZI, RSD C/SK	S/TAP	No.8	5/8	BZP	AD608051J
POZI, RSD C/SK	S/TAP	No.8	5/8	CHROME	AD608053J
POZI, RSD C/SK	S/TAP	No.10	1/2	BLK	DAB108C
POZI, RSD C/SK	S/TAP	No.10	5/8	CHROME	AD10052J
POZI, C/SK	S/TAP	No.4	1/4	BZP	AC604021J
POZI, C/SK	S/TAP	No.4	1/2	BZP	AC604042
POZI, C/SK	S/TAP	No.4	3/8	BZP	AC604031
POZI, PAN HD	S/TAP	No.6	5/16	BZP	AB606021J
POZI, C/SK	S/TAP	No.6	1/4	BZP	AC606022J
POZI, C/SK	S/TAP	No.6	5/8	BZP	AC606051J
POZI, C/SK	S/TAP	No.6	3/4	S/STEEL	JLM9797
POZI, C/SK	S/TAP	No.8	1/2	BLK	AC608044J
POZI, C/SK	S/TAP	No.10	1/2	BZP	AC610041J
SLOTTED, PAN HD	S/TAP	No.4	1/2	S/STEEL	HW1001/1
SLOTTED, DOMED HD	S/TAP	No.10	1/2	BZP	AB610041J
SLOTTED, PAN HD	S/TAP	No.10	1/2	BZP	DAC4108C
POZI, PAN HD	S/TAP	No.6	1/4	BZP	AR606021J
POZI, PAN HD	S/TAP	No.6	1	BLK	JLM1460
POZI, PAN HD	S/TAP	No.8	1/2	BLK	DBB808C
POZI, PAN HD	S/TAP	No.8	3/8	BZP	DAC808/6C
POZI, PAN HD	S/TAP	No.10	3/8	BZP	AR610031J
POZI, PAN HD	S/TAP	No.10	1/2	BZP	AR610041J
POZI, PAN HD	S/TAP	No.10	5/8	BZP	AR610051J
POZI, PAN HD	S/TAP	No.10	3/4	BZP	AR610061J
POZI, PAN HD	S/TAP	No.10	7/8	BZP	AR610071J
POZI, DOMED HD	S/TAP	No.4	1/4	BZP	AB604021J
POZI, DOMED HD	S/TAP	No.4	3/8	BZP	AB604031J
POZI, DOMED HD	S/TAP	No.4	1/2	BZP	AB604041J
POZI, DOMED HD	S/TAP	No.4	1/2	BLK	AB604045
POZI, DOMED HD	S/TAP	No.4	5/8	BZP	AB604051
POZI, DOMED HD	S/TAP	No.6	1/4	BZP	AB606021J
POZI, DOMED HD	S/TAP	No.6	3/8	BLK	AB606035J
POZI, DOMED HD	S/TAP	No.6	1/2	BZP	AB606041J
POZI, DOMED HD	S/TAP	No.6	1/2	BLK	AB606045J
POZI, DOMED HD	S/TAP	No.6	5/8	BZP	AB606055J
POZI, DOMED HD	S/TAP	No.6	3/4	BZP	AB606069
POZI, DOMED HD	S/TAP	No.8	3/8	BZP	AB608031J
POZI, DOMED HD	S/TAP	No.8	1/2	BZP	AB608049
POZI, DOMED HD	S/TAP	No.8	3/4	BZP	AB608061J
POZI, DOMED HD	S/TAP	No.8	1	BZP	AB608081J
POZI, DOMED HD	S/TAP	No.10	1/2	BZP	AB610041J
POZI, DOMED HD	S/TAP	No.10	5/8	BZP	AB610051J
POZI, DOMED HD	S/TAP	No.10	3/4	BZP	AB610061

MACHINE SCREWS



TYPE	THREAD	DIAMETER	LENGTH	FINISH	PART NUMBER
POZI, DOMED HD	S/TAP	No.10	1	BZP	AB610081J
POZI, DOMED HD	S/TAP	No.10	1 1/4	BZP	AB610101J
POZI, DOMED HD	S/TAP	No.10	1 1/2	BZP	AB610121J
POZI, DOMED HD	S/TAP	No.14	5/8	BZP	AB614051J

IMPERIAL KITS

Large bag of assorted nuts and bolts in imperial sizes. Useful as back up for a restoration project and ideal for overseas customers where imperial sized fasteners may be difficult to obtain.

SETSCREWS AND NUTS

100 setscrews, 75 plain & nyloc nuts & 75 washers in 1/4, 5/16 and 3/8 UNF

SBS1315

BOLTS AND NUTS

100 bolts, 75 plain & nyloc nuts & 75 washers in 1/4, 5/16 and 3/8 UNF

SBS1316



DIMENSIONS CONVERSION CHARTS

MM INTO INCHES

mm	inches	mm	inches	mm	inches	mm	inches
1	0.0394	26	1.0236	51	2.0079	76	2.9922
2	0.0787	27	1.0630	52	2.0473	77	3.0315
3	0.1181	28	1.1024	53	2.0866	78	3.0709
4	0.1575	29	1.1417	54	2.1260	79	3.1103
5	0.1968	30	1.1811	55	2.1654	80	3.1496
6	0.2362	31	1.2205	56	2.2047	81	3.1890
7	0.2756	32	1.2598	57	2.2441	82	3.2284
8	0.3150	33	1.2992	58	2.2835	83	3.2677
9	0.3543	34	1.3386	59	2.3228	84	3.3071
10	0.3937	35	1.3780	60	2.3622	85	3.3465
11	0.4331	36	1.4173	61	2.4016	86	3.3859
12	0.4724	37	1.4567	62	2.4410	87	3.4252
13	0.5118	38	1.4961	63	2.4803	88	3.4646
14	0.5512	39	1.5354	64	2.5197	89	3.5040
15	0.5906	40	1.5748	65	2.5591	90	3.5433
16	0.6299	41	1.6142	66	2.5984	91	3.5827
17	0.6693	42	1.6536	67	2.6378	92	3.6221
18	0.7087	43	1.6929	68	2.6772	93	3.6614
19	0.7480	44	1.7323	69	2.7166	94	3.7008
20	0.7874	45	1.7717	70	2.7559	95	3.7402
21	0.8268	46	1.8110	71	2.7953	96	3.7796
22	0.8661	47	1.8504	72	2.8347	97	3.8189
23	0.9055	48	1.8898	73	2.8740	98	3.8583
24	0.9449	49	1.9291	74	2.9134	99	3.8977
25	0.9843	50	1.9685	75	2.9528	100	3.9370

INCHES INTO MM

inches	0	0.0625 (1/16)	0.125 (1/8)	0.1875 (3/16)	0.25 (1/4)	0.3125 (5/16)	0.375 (3/8)	0.4375 (7/16)
0	0.0	1.6	3.2	4.8	6.4	7.9	9.5	11.1
1	25.4	27.0	28.6	30.2	31.7	33.3	34.9	36.5
2	50.8	52.4	54.0	55.6	57.1	58.7	60.3	61.9
3	76.2	77.8	79.4	81.0	82.5	84.1	85.7	87.3
4	101.6	103.2	104.8	106.4	108.0	109.5	111.1	112.7
5	127.0	128.6	130.2	131.8	133.4	134.9	136.5	138.1
6	152.4	154.0	155.6	157.2	158.8	160.3	161.9	163.5
	0.5 (1/2)	0.5625 (9/16)	0.625 (5/8)	0.6875 (11/16)	0.75 (3/4)	0.8125 (13/16)	0.875 (7/8)	0.9375 (15/16)
0	12.7	14.3	15.9	17.5	19.1	20.6	22.2	23.8
1	38.1	39.7	41.3	42.9	44.4	46.0	47.6	49.2
2	63.5	65.1	66.7	68.3	69.8	71.4	73.0	74.6
3	88.9	90.5	92.1	93.7	95.2	96.8	98.4	100.0
4	114.3	115.9	117.5	119.1	120.7	122.2	123.8	125.4
5	139.7	141.3	142.9	144.5	146.1	147.6	149.2	150.8
6	165.1	166.7	168.3	169.9	171.5	173.0	174.6	176.2

INDEX

A

ACCELERATOR	
LINKAGE KITS	47
ACCELERATOR PEDALS	47
S1 3.8 LHD	48
S1 3.8 RHD	47
S1 4.2 & S2 LHD	51
S1 4.2 & S2 RHD	49
ADJUSTABLE FULCRUM	
SHAFT	85
AIR DIRECTION BOX	521
AIR FILTER	526
AIR FILTER	43-45
AIR FILTRATION	
USA SPECIFICATION	45
ALLOY DASH KIT	234
ALTERNATOR	462, 472, 481
AS DYNAMO	471
ALTERNATOR HARNESS	537
ANTI-ROLL BAR	88
ANTI-ROLL BAR	89
FRONT ANTI-ROLL	
BAR & DAMPERS	88
ARMRESTS	351, 373, 398, 419, 442
AUTOMATIC	
TRANSMISSION CONTROLS	77
AUTOMATIC	
TRANSMISSION UNIT	73

B

BATTERY	461, 470, 480, 493
BATTERY CARRIER	173, 193
BEARINGS	13
BELL®	145
BODY HARNESS	536
BOLTS	539-540, 542
BONNET ASSEMBLY	155-156, 158
BONNET BALANCE	229
BONNET FITTINGS	248, 322, 340, 360
BONNET HARNESS	536
BONNET LOCKS & LINKS	
S1 3.8 FHC	246
S1 3.8 OTS	230
S1 4.2 2+2	302
S1 4.2 FHC	282
S1 4.2 OTS	265
S1.5 2+2	360
S1.5 FHC	340
S1.5 OTS	323
S2 2+2	431
S2 FHC	408
S2 OTS	386
BOOT BOARDS	318, 356, 380, 400, 424, 449
BOOT FITTINGS	238, 276, 334
BOOT FLOOR	257-259, 261, 294
BOOT HINGES	169
BOOT LID	195
BOOT LID PANEL	162, 175, 212
BOOT LOCK	277, 399

BRAIDED BRAKE HOSES	124
BRAKE CONTROLS	
S1 3.8	115-117
S1 4.2	118
S2	119
BRAKE FLUID	60, 122, 532
BRAKE MASTER CYLINDER	59-60, 118
BRAKE PIPE KITS	124, 127
BRAKES	
FRONT	105-106
GREENSTUFF	106
HANDBRAKE ASSEMBLY	110
REAR	107-108
UPGRADES	109
BRAKE VACUUM HOSES	112-114
BRAKE VACUUM SERVO	111
BRANCH MANIFOLDS	145
BUMPERS	
S1 3.8 FHC	244
S1 3.8 OTS	227
S1 4.2 2+2	300
S1 4.2 FHC	281
S1 4.2 OTS	263
S1.5 2+2	359, 379
S1.5 FHC	339, 355
S1.5 OTS	321, 334
S2 2+2	428, 450
S2 FHC	406, 426
S2 OTS	383, 401

C

CALIPER	
CONVERSION KIT	105, 109
CAMSHAFTS & COVERS	25
CARBURETTER LINKAGE	
AUTO LHD	41
AUTO RHD	41
S1 3.8	39
S1 & S2 4.2	40
CARBURETTORS	
CONVERSION KIT	35
NON-USA MODELS	33-34
UPGRADES	35
USA / CANADA	36
CENTRE CONSOLE	286, 366, 392, 414, 436
CIGAR LIGHTER	457, 489
CLUTCH/BRAKE FLUID	60
CLUTCH HOUSING	58
CLUTCH PEDAL	
HOUSING	61
CLUTCH UNIT	57
COIL HARNESS	537
CONDENSER	526
CONNECTING ROD SET	12
CONTACT SET	526
CONTROL BOX	463, 473
CONVERTIBLE TOP	240, 242, 278, 336, 402
COOLING FAN ASSEMBLY	136, 138, 141
COOLING FAN MOTOR	461, 470, 480, 493
CRANKCASE BREATHER	26
CRANKSHAFT ASSEMBLY	12
CRANKSHAFT SEAL	

CONVERSION	9
CRASH ROLLS	305
CYLINDER HEAD GASKET	25

D

DAMPERS	
FRONT ANTI-ROLL	
BAR & DAMPERS	88-89
GAZ	94
KONI	94
REAR WISHBONES & DAMPERS	92-93
DASH	364, 411, 432
DASHBOARD HARNESS	535
DAYTON WIRE WHEELS	131
DEMISTER TUBES	521
DEMISTER VENTS	516
DETACHABLE HARDTOP	531
DIAPHRAGM ASSEMBLY	154, 157
DISTRIBUTOR	454, 464, 474, 483
ELECTRONIC UPGRADE	485
DISTRIBUTOR CAP	526
DOOR HINGE & STAY	422
DOOR LOCK	423, 447
DOOR LOCK ASSEMBLY	348
DOOR PANELS	168-169, 182
DOWNPIPE ASSEMBLY	146, 148
DRIVE BELTS	526, 529
DRIVESHAFT	96-97
DYNAMO	454

E

ENGINE BLOCK	10
ENGINE MOUNTINGS	14
ENGINE STUDS	9
ENGINE SUMP	11
EXHAUST MANIFOLDS	30
EXHAUST SYSTEM	
COMPLETE EXHAUST SYSTEM	143
FRONT PIPE REPAIR FLEX	145
SILENCERS ASSEMBLY	143
UPGRADES	145
EYEBROWS	321, 339

F

FACIA	268, 284, 306, 325, 343, 364, 390, 411, 432
FAN COWL	141
FILLER CAP	525, 530
FILTER	
AIR	44-45, 526
FUEL	33, 36, 46, 526
ITG AIR FILTER	43
OIL	16, 17, 526
FINAL DRIVE UNIT	
1ST & 2ND TYPE	80
3RD TYPE	82

FLOOR ASSEMBLY	164, 170, 179, 194, 199, 295, 277
FLUID RESERVOIR	59, 60
FLYWHEEL	13
FRONT BRAKES	105, 106
FRONT FRAME	153
FRONT LAMPS	495, 499
FRONT PIPE REPAIR FLEX	145
FRONT SIDE LAMPS	509
FRONT UPPER WISHBONE	85
FUEL FEED PIPES	46
FUEL FILTER	33, 36, 526
NON-USA MODELS	33-34
USA / CANADA	36
FUEL PIPES 3.8	53
FUEL PIPES 4.2	55
FUEL PUMP	453, 463, 482
ELECTRONIC FUEL PUMP	473
FUEL TANK	52-54
FULCRUM FITTING KIT	93, 96
FULCRUM SHAFT	85
FUSES	463, 473, 484

G

GAZ	89, 92, 94
GEARBOX CASE 3.8	62
GEARBOX CASE 4.2	67
GEARBOX COVER	310, 327
GEARBOX INTERNALS 3.8	66
GEARBOX INTERNALS 4.2	71
GEARBOX SUMP	73
GEARBOX TUNNEL	286, 345, 392, 414, 436
GEAR KNOB	65, 69
GLASS CLEANER	533
GLIPTONE	533
GREENSTUFF	106, 109

H

HAMMER	133, 529
HANDBRAKE ASSEMBLY	110
HANDBRAKE	
COMPENSATOR	109, 110
HARDTOP ASSEMBLY	531
HARNESSES	535-536
HAZARD FLASHER UNIT	489
HAZARD WARNING LIGHT	
CONVERSION	471
HEADER TANK	135, 138
UPRATED	137
HEADLAMP BEADING KIT	383
HEADLAMP CHROMES	321, 339, 359
HEADLAMPS	
HALOGEN HEADLAMP	
CONVERSION	505
S1 3.8	495
S1 4.2	499
S1.5	504
S2	508
HEADLAMP SCOOPS	229
HEADLINING	354, 376, 421, 445

HEATED REAR WINDOW	537
HEATER CASE	515, 519
HEATER CONTROL	
CABLES	516, 522
HEATER CONTROLS	522
HEATER PIPES	517, 520
UPRATED	518
HEATSHIELDS	147, 288, 394, 416, 435
HORN	461, 469, 477, 489
HORN PUSH	460, 490
HOSES	
BRAIDED BRAKE HOSES	124
SILICONE HOSE KITS	139
HUB & VERTICAL LINK	90-91
HYDRAULIC BRAKE	
PIPES 3.8	120-121
HYDRAULIC BRAKE	
PIPES S1 4.2	122-125
HYDRAULIC BRAKE	
PIPES S2 4.2	126-129

I

IGNITION	485
IGNITION COIL	454, 463, 473
IMPERIAL KITS	546
INDICATOR SWITCH	469, 477
INLET MANIFOLDS	28-29
INNER FULCRUM	
FITTING KIT	93
INSTRUMENT PANEL	456, 465, 475, 484
INTERIOR MIRROR	503
INTERIOR PANELS	233-234, 250, 270-272
INTERMITTENT WIPE	
SWITCH	471
INTERPIPE ASSEMBLY	146, 149
ITG AIR FILTER	43

J

JACK	529
------	-----

K

KENLOWE	137
KONI	89, 92, 94

L

LAMPS	
FRONT SIDE LAMPS	509
INTERIOR LAMPS	498, 503, 508, 512
MAP LAMP	503
NUMBER PLATE &	
REVERSE LAMPS	497, 502, 507, 512
REAR LAMPS S1 3.8	496
REAR LAMPS: S1 4.2	500

REAR LAMPS S1.5	505-506
REAR LAMPS: S2	511

SIDE MARKER &	
REPEATER LAMPS	510

LEATHER CLEANER	533
LOCKING FUEL CAP	530
LOWER REAR PANEL	216, 222
LUBRICANTS	532
LUCAS SPORT COIL	454

M

MACHINE SCREWS	544
MAHLE	12, 15
MAIN BEARING SET	13
MAIN HARNESS	535
MANGOLETSI	42
MANIFOLDS	
BRANCH	145
EXHAUST	30
INLET	28-29
MANUAL STEERING UNIT	99
MAP LAMP	503
MASTER CYLINDER	59-60
MIRROR ASSEMBLY	503
MORRIS	532
MOUNTING DETAILS	74
MOUNTINGS	
ENGINE	14
MOUNTING DETAILS	74
SUBFRAME	95
MUDSHIELDS	232

N

NUMBER PLATE CARRIER	401, 426, 450
NUTS	542

O

OIL	532
OIL FEED PIPE	31
OIL FILTER	16,-17, 526
OIL PUMP	18
OIL PUMP KIT	67
OUTER BODY PANELS	161, 166, 173, 180, 193, 198, 203, 209, 215
OUTER FULCRUM	
FITTING KIT	96
OVERHAUL KIT	73
OVER-RIDERS	229

P

PARCEL TRAYS	363, 434
PERSPEX REAR SCREEN	531
PETROL GAUGE	457, 475, 484
PETROL TANK COVER	294
PISTON SET	
MAHLE	12, 15
POLYBUSH	87

INDEX

POWER STEERING	
CONVERSION	101
POWER STEERING PUMP	101
POWER STEERING UNIT	100
PROPELLER SHAFT	79
PUMP	
FUEL	453, 463, 473, 482
OIL	18
OIL PUMP KIT	67
POWER STEERING	101
WATER	20

Q

QUARTER LIGHTS	316, 352, 374, 420, 443
----------------	-------------------------

R

RADIATOR	
ALUMINIUM	137
RADIATOR BLOCK	135, 138, 140
RADIATOR FAN HARNESS	536
RADIO PANEL	327, 345
REACTION VALVE	118
REAR BRAKES	107
REAR DOOR	187, 217, 221, 257, 259, 261, 296, 317
REAR DOOR GLASS	299, 356, 377, 448
REAR DOOR TRIM	355, 379
REAR END ASSEMBLY	199
REAR END PANELS	162, 167, 174, 181, 195, 200, 204, 210
REAR HUB	96-97
REAR LOWER PANEL	188
REAR SCREEN	531
REAR SUBFRAME	95
REAR WINGS	220
RELAYS	489
REV COUNTER	458, 466, 476, 487
REV COUNTER	
GENERATOR	459
ROCKER SWITCH REPAIR	474, 483
ROOF	182, 187, 200, 204, 217, 221
ROTOR ARM	526
RUBBER SEALS	242, 280, 299, 319, 338, 358, 381, 404, 427, 451

S

SCREEN RAIL	268, 284, 305, 325, 343, 363, 390, 434
SCREWS	544
SCUTTLE CASING	310
SCUTTLE PANEL	163, 170, 177, 183, 189, 196,

SEAL RETAINERS	201, 205, 214, 218, 223
SEALS	187, 221, 242, 280, 299, 319, 338, 358, 381, 404, 427, 451
SEAT BELTS	289, 347, 530
SEATS	233-234, 250, 270-272, 288, 307-308, 328, 346, 368-369, 393, 413, 438, 539-542, 533
SETSCREWS	
SHAMPOO	
SIDE MARKER & REPEATER LAMPS	510
SILENCER AND TAIL PIPE	147
SILENCER ASSEMBLY	143-144, 148, 150-151
SILICONE HOSE KITS	139
SILLS	220
SILLS & REAR WINGS	186
SPANNER	528
SPARE WHEEL COVER	294
SPARK PLUG	526
SPEEDOMETER	458, 466, 476, 486
SPINNER REMOVAL TOOL	133
SPINNERS	133
STARTER MOTOR	453, 462, 472, 481
UPRATED	453, 471
STEERING COLUMN	102-103, 490
STEERING UNIT	98-100
STONEGUARDS	232
STUDS & BOLTS	21
SUBFRAME ASSEMBLY	95, 153
SUBFRAME MOUNTING	95
SUMP	73
SUSPENSION KITS	87
SWITCH GEAR	465, 474, 483

T

TAILPIPE ASSEMBLY	143, 148, 151
TAPPET HOLD DOWN KIT	24
TEMPERATURE GAUGE	457, 465, 475, 484
THOR HAMMER	133
THROTTLE CABLE	
CONVERSION	43, 50
THROTTLE HOUSING	27
TIMING GEAR	21-23
TOOL ROLL	529
TOP COVER 3.8	64
TOP COVER 4.2	68
TYRE PRESSURE GAUGE	528

U

UNDERFRAME	164,-165, 170, 178-179, 184, 190, 197, 202, 206, 211, 219, 224
------------	--

V

VALVE TIMING GAUGE	529
VERTICAL LINK	90-91

W


WASHER BOTTLE	525
LUCAS	525
WASHERS	543
WATER PUMP	20
WATER VALVE	517, 520
WAX POLISH	533
WINDOW FITTINGS	236, 253, 255, 273
WINDOW REGULATOR	237, 253, 275, 290, 312, 330, 348, 370, 397, 418, 440
WINDSCREEN	232, 250, 268, 284, 304, 324, 342, 362, 388, 410, 432
WINDSCREEN WIPER	
SWITCH	457, 465
INTERMITTENT	471
WIPER ARMS	460, 469, 479, 492
UPRATED	460
WIPER MOTOR	460, 469, 479, 492
WIRES	537
WIRE WHEEL CLEANING	
BRUSH	133
WIRE WHEELS	131
WIRING HARNESS SET	537
WISHBONES	85-86, 92-93
FRONT LOWER	86
FRONT UPPER	85
REAR	92-93
UPRATED	85

X

XK ENGINE	19
-----------	----

Order your parts online...

- ✓ Modern and dynamic look
- ✓ Easier and faster Parts Finder for easier ordering
- ✓ Updated illustrations for E-Type and XK
- ✓ Multi-lingual including French, Dutch and German
- ✓ Phone and tablet compatible



LOG ON TODAY
wherever you are

www.sngbarratt.com

ALL MODELS COVERED • UPGRADES • PARTS MADE IN HOUSE
OVER 50,000 PARTS AVAILABLE • EASY ONLINE ORDERING

S·N·G
BARRATT
GROUP

www.sngbarratt.com