



The JAGUAR  
Four-Door Saloon Car Range.  
XJ 3.4, 4.2 and 5.3









## A promise renewed

For many, the advent of the Jaguar XJ range heralded a new era of superlative motoring. An incomparable blend of design, performance, engineering and safety which has become the very hallmark of practical luxury.

Most certainly, a Jaguar is for people who value excellence and style. For people who care about craftsmanship and painstaking attention to detail. A special car for special people.

The unwavering maintenance of Jaguar values is one of the stable factors in a fast changing world. A promise of refined excellence between Jaguar and its motoring public.

The fulfillment of that promise was widely acclaimed in the XJ and Series 2 ranges.

Now, we renew that promise in the latest four-door range. Three cars of unmistakable pedigree.

We have made some subtle changes, in design and engineering. Nothing too drastic, of course, because our saloon car

range is well established as the most outstanding in its class. Change for its own sake has no place in the Jaguar philosophy.

Of one thing you may be certain. The latest XJ saloons will take their rightful place just a little ahead of their predecessors, as one of the safest, most desirable and best value for money ranges Jaguar have ever offered.



# JAGUAR XJ5.3

This justifiably famous car is truly remarkable—even for a Jaguar, exhibiting as it does standards of design, engineering and refinement found only in cars of the highest prestige. A pinnacle of Jaguar's saloon range with a charisma all of its own.

The effortless, relaxed surge of power from the famous V12 engine, is now balanced by the additional refinement of the most sophisticated piece of engineering ever offered by Jaguar—electronic fuel injection.

In practical terms, this provides even greater smoothness and flexibility, with equally superb response whether the engine is warm or cold. There is more precise utilisation of fuel which means more economy and even better performance.

The car is identified outside by the stylish black leather grained vinyl roof, chrome waist moulding and hand painted coachline.

The restyled interior achieves new levels of spaciousness and luxury. From the reassurance of the hand matched walnut facia to the cossetting luxuriance of the contoured seats, upholstered in leather and Ambla, you are in the private world of Jaguar. Controls readily, almost imperceptibly to hand. A quiet, smooth, and entirely relaxed mode of travel which does wonders for your wellbeing.

For those who aspire to the ultimate luxury of the XJ5.3, this car is an unforgettable experience.









Incredibly, the restyled interior of the XJ5.3 achieves levels of spaciousness, silence and unashamed luxury which are exceptional, even for Jaguar.

Relaxed and pampered in the wide, deep contoured seats, passengers have individual armrests at either side, while further comfort is assured by a heating and ventilating system which includes additional on/off and directional

controls for the rear passengers.

The all-essential room to relax is present from head to foot, and the full floor carpeting, over special sound absorbing materials creates the recognisable feel and quietness of a luxurious hotel room.

For the passenger who wants to work, listen to music, sightsee or just to talk quietly, this is motoring in the grand manner.





For the driver and his co-passenger, the XJ5.3 offers an inspired combination of effortless control and journey-shortening luxury.

Adjustable front seats, with individual headrests and reclining mechanism, position the driver in the optimum posture for comfortable motoring.

The uncomplicated layout of the instrumentation, set in an exquisite hand matched

walnut facia, combines with near-effortless controls to offer renewed pleasure in driving.

The unfailing response of the car to the slightest entreaty, creates a peace of mind of inestimable value in today's traffic conditions.

This, then, is a superlative driving environment. One which works miracles for the morale and the personal confidence. The special blend of pleasures which only Jaguar can offer.









## JAGUAR XJ4.2

The XJ4.2 is perhaps the quintessential car in the range. A thoroughbred piece of engineering which is every inch a Jaguar. The fine lines, the roomy interior, the excellence of performance are all unmistakable.

The low profile is eminently sleek, the wide wheelbase positively hugs the road. Independent suspension on all four wheels transmits nothing but the pleasure of the swift, surging, mile-eating ease of performance for which Jaguar is renowned.

The superlative six cylinder XK engine is never stretched and is inexhaustible in its eager

response to all road or traffic conditions.

Like all cars in the range, the spacious luxury of the XJ4.2 interior is a judicious combination of simple functionality and refinement.

Deep, wide, contoured leather faced seats, with individual headrests at the front, provide both the correct posture and room for comfort without stress.

The quietness, the lack of clutter yet the impressive array of luxury features are a formula to which only Jaguar have the key.

To the Jaguar owner, it is that special magic which no other car in the world can offer.









# JAGUAR XJ 3.4

This car is unique in the range, offering as it does standards of design, engineering, performance and safety similar to the other cars, coupled with a new efficiency and economy from the 3.4 litre version of the famous XK engine.

Is there any less grace in the refined styling? Any loss of spaciousness or refinement of detail? Any less value for money? The answer to all these questions is a resounding no! This is a car of today. Responsive, effortless, obedient.

The impeccably bred 3.4 litre engine, with twin carburettors and twin overhead camshafts has few peers on the road. Precise, power assisted rack and pinion steering, the firm control of

servo-assisted disc brakes, 'anti-dive' front suspension and incredible road holding all combine to make driving a pleasure to savour.

The overall head-to-toe spaciousness of the interior, so essential to this class of motoring for driver and passengers alike, is enhanced by a soft, luxurious cloth trim to the deep, upholstered seats.

Your passengers can relax in the 'private world' environment and revel in the seductive smoothness and quietness of the ride. If they closed their eyes, they would not know in which Jaguar they were riding. A Jaguar is a Jaguar, whatever its capacity.





Some of the many refinements of the Jaguar four-door range are illustrated on these pages. Further details are given overleaf.

1. All the essential information clearly visible immediately in front of the driver.



2. Transmission selector lever in centre console together with individual front compartment ashtrays, cigar lighter and door locking switch. This is the XJ5.3 version.



3. Rocker switches for electrically operated windows. The centre console also carries push-push switches for fuel tank change over, heated rear window, map reading lamp and interior lamps.





4. The centre console of the XJ4.2 and 3.4 models is finished in an elegant satin chrome.
5. Rear console containing on/off and directional control for heating and ventilating system to rear compartment, together with additional controls for rear windows (except 3.4 models).
6. Reclining front seat squab release lever is easily to hand.
7. Speakers for car radio are fitted inside both front doors.
8. All doors have normal locking with central electric locking system (except 3.4 models). Child safety catches are concealed in rear doors.
9. An important safety precaution is provided by the recessed petrol filler flaps, opening inwards, and concealed beneath the flush fitting caps, which prevent fuel spillage in the event of roll over.
10. The insignia of the smooth, flexible power of the XJ5.3.



8




10




9







5.3 litre V12 engine.



4.2 litre 6 cylinder in-line engine.

## Jaguar XJ 5.3

### SAFETY FEATURES

#### Primary Safety Features

Very wide section low profile radial-ply tyres with water expellent tread pattern for maximum grip in all weather conditions.

Servo-assisted disc brakes all-round, with ventilated discs at the front and separate hydraulic circuits to front and rear.

Brake pressure differential warning actuator indicating, through a warning light, any failure in either the front or rear circuit.

Wide track and low centre of gravity for greatest possible overall stability.

'Anti-dive' front suspension geometry for longitudinal stability, particularly when heavy braking is called for.

Power-assisted rack and pinion steering for ease and precision of control.

The mounting of the steering rack on the rear face of the suspension beam in a position of maximum protection.

Combined ignition and steering lock incorporating accessory and engine starting positions.

Engine cannot be started unless automatic transmission lever is in 'Park' or 'Neutral' position.

Large window area with slim pillars for good all-round visibility.

Electrically heated rear window.

A central master switch isolates all window controls.

Child-proof safety catches concealed in rear doors.

Large area side lamps and direction flashers.

Large area rear view mirror with anti-dazzle secondary position.

#### Secondary Safety Features

An immensely strong body centre section.

Front and rear ends designed to provide progressive deformation characteristics to absorb the energy of impact.

All doors have a W-section barrier welded into them for best possible passenger protection in the event of side impact.

Burst-proof door locks on all doors.

Interior door panels have recessed smooth-contour door levers and locking tabs.

Impact absorbing surround to instrument panel.

Energy absorption device on steering column to cushion impact of body on steering wheel under severe impact loads.

Fuel lines located in the structure in such a way as to minimise the chance of rupture.

Universal joints between upper and lower steering columns and collapsible mountings allow displacement in a collision.

Specially padded tops to front seats help protect rear passengers' heads in event of frontal collision.

Spring loaded break-away holder for rear view mirror.

Reinforced seat belt anchorages.

Inertia-reel front seat belts of the one-hand-operation type fitted.

Recessed petrol filler flaps, opening inwards, concealed beneath separate flush fitting caps, prevent loss of fuel in event of roll over.

Twin fuel tanks, each enclosed in a steel compartment, one in each rear wing.

All interior trim material treated for fire retardation.

Hazard warning system, utilising all four direction flashers.

## Jaguar XJ 4.2

### SAFETY FEATURES

#### Primary Safety Features

Very wide section low profile radial-ply tyres with water expellent tread pattern for maximum grip in all weather conditions.

Servo-assisted disc brakes all-round, with ventilated discs at the front and separate hydraulic circuits to front and rear.

Brake pressure differential warning actuator indicating, through a warning light, any failure in either the front or rear circuit.

Wide track and low centre of gravity for greatest possible overall stability.

'Anti-dive' front suspension geometry for longitudinal stability, particularly when heavy braking is called for.

Power-assisted rack and pinion steering for ease and precision of control.

The mounting of the steering rack on the rear face of the suspension beam in a position of maximum protection.

Combined ignition and steering lock incorporating accessory and engine starting positions.

Engine cannot be started unless automatic transmission lever is in 'Park' or 'Neutral' position. (Automatic models only.)

Large window area with slim pillars for good all-round visibility.

Electrically heated rear window.

Centrally controlled door locking.

A central master switch isolates all window controls.

Child-proof safety catches concealed in rear doors.

Large area side lamps and direction flashers.

Large area rear view mirror with anti-dazzle secondary position.

#### Secondary Safety Features

An immensely strong body centre section.

Front and rear ends designed to provide progressive deformation characteristics to absorb the energy of impact.

All doors have a W-section barrier welded into them for best possible passenger protection in the event of side impact.

Burst-proof door locks on all doors.

Interior door panels have recessed smooth-contour door levers and locking tabs.

Impact absorbing surround to instrument panel.

Energy absorption device on steering column to cushion impact of body on steering wheel under severe impact loads.

Fuel lines located in the structure in such a way as to minimise the chance of rupture.

Universal joints between upper and lower steering columns and collapsible mountings allow displacement in a collision.

Specially padded tops to front seats help protect rear passengers' heads in event of frontal collision.

Spring loaded break-away holder for rear view mirror.

Inertia-reel front seat belts of the one-hand-operation type fitted.

Reinforced seat belt anchorages.

Recessed petrol filler flaps, opening inwards, concealed beneath separate flush fitting caps, prevent loss of fuel in event of roll over.

Twin fuel tanks, each enclosed in a steel compartment, one in each rear wing.

All interior trim material treated for fire retardation.

Hazard warning system, utilising all four direction flashers.

## Jaguar XJ 3.4

### SAFETY FEATURES

#### Primary Safety Features

Very wide section low profile radial-ply tyres with water expellent tread pattern for maximum grip in all weather conditions.

Servo-assisted disc brakes all-round, with ventilated discs at the front and separate hydraulic circuits to front and rear.

Brake pressure differential warning actuator indicating, through a warning light, any failure in either the front or rear circuit.

Wide track and low centre of gravity for greatest possible overall stability.

'Anti-dive' front suspension geometry for longitudinal stability, particularly when heavy braking is called for.

Power-assisted rack and pinion steering for ease and precision of control.

The mounting of the steering rack on the rear face of the suspension beam in a position of maximum protection.

Combined ignition and steering lock incorporating accessory and engine starting positions.

Engine cannot be started unless automatic transmission lever is in 'Park' or 'Neutral' position. (Automatic models only.)

Large window area with slim pillars for good all-round visibility.

Electrically heated rear window.

Child-proof safety catches concealed in rear doors.

Large area side lamps and direction flashers.

Large area rear view mirror with anti-dazzle secondary position.

#### Secondary Safety Features

An immensely strong body centre section.

Front and rear ends designed to provide progressive deformation characteristics to absorb the energy of impact.

All doors have a W-section barrier welded into them for best possible passenger protection in the event of side impact.

Burst-proof door locks on all doors.

Interior door panels have recessed smooth-contour door levers and locking tabs.

Impact absorbing surround to instrument panel.

Energy absorption device on steering column to cushion impact of body on steering wheel under severe impact loads.

Fuel lines located in the structure in such a way as to minimise the chance of rupture.

Universal joints between upper and lower steering columns and collapsible mountings allow displacement in a collision.

Specially padded tops to front seats help protect rear passengers' heads in event of frontal collision.

Spring loaded break-away holder for rear view mirror.

Inertia-reel front seat belts of the one-hand-operation type.

Reinforced seat belt anchorages.

Recessed petrol filler flaps, opening inwards, concealed beneath separate flush fitting caps, prevent loss of fuel in event of roll over.

Twin fuel tanks, each enclosed in a steel compartment, one in each rear wing.

All interior trim material treated for fire retardation.

Hazard warning system, utilising all four direction flashers.



## SPECIFICATION

**Engine:** 5.3 litre sixty degree V12 Capacity 5343 cc (326cu in). Bore 90mm (3.54in). Stroke 70mm (2.76in). Compression ratio 9.0:1. Power DIN 285 bhp at 5750 rpm. Torque DIN 294 lb ft at 3500 rpm. BMEP 139 PSI at 3500 rpm. Single overhead camshaft per bank. Electronic fuel injection. Fully transistorised ignition. Extensive use of aluminium alloys. Viscous coupling cooling fan.

**Transmission:** 3-speed automatic transmission, Borg Warner model 12.

**Suspension:** Fully independent front and rear suspension. 'Anti-dive' geometry incorporated in the front suspension.

**Wheels & Tyres:** Specially designed Dunlop steel wheels or, as an option, a completely new design of light alloy wheel. Both fitted with wide section, low profile radial-ply tyres, wide tread pattern and steel brake. Wheel size 6JK rim 15in diameter. Tyre size 205/70VR15.

**Brakes:** All disc, outboard front, inboard rear, servo-assisted with separate hydraulic circuits to front and rear pairs and a pressure differential warning indicator. Front discs are ventilated.

**Steering:** Power-assisted rack and pinion. Energy absorbing column, adjustable for reach and fitted with combined ignition and steering column lock.

**Fuel Supply:** Electronic fuel injection originally designed by Bosch and specially adapted for Jaguar by Lucas. Twin fuel tanks, one in each rear wing. Twin fuel pumps, controlled by changeover switch on fascia panel. Twin fillers and safety flaps, concealed beneath lockable caps. Fuel pipes are specially routed to minimise chances of damage.

**Body:** All-steel, integral construction, four-door body with forward hinged bonnet. Wrap-round bumpers with underriders at front and overriders at rear, each with rubber inserts. Chromium side mouldings and coachline. Black leather grained vinyl roof.

**Electrical Equipment:** Negative earth battery. Alternator. Pre-engaged starter. Four headlamp system. Sidelamps. Repeater direction indicators doubling as hazard warning lights. Reversing lights. Internal instrument lighting with variable control. Courtesy lights. Map reading light. Boot interior lighting. Heated rear window. Electric clock. Warning lights for main-beam, hazard, direction indicators, ignition, handbrake-on, brake system, oil pressure and heated rear window. The ignition and transmission selector are electrically interlinked (engine will not start unless 'Neutral' or 'Park' has been selected). Electrically operated windows to all doors, with central isolation switch. Central door locking switch operated by the driver.

**Controls:** Steering column stalks, LH for 2 speed windscreen wipers, single wipe, park and wash; RH for headlamp flash, headlamp dip, direction indicators. Rotary switch for main lighting. Rotary switch for heating control. Air conditioning optional. Rotary control for variable intensity of panel lighting. Push-push switches for fuel-tank changeover, heated rear window, map light and interior lights.

**Interior:** Leather trim for all seat facings (Daimler style), seat sides are Ambia. Front seats recline and are adjustable fore and aft. Head restraints. Door casings and centre console casings are trimmed in Ambia. Headlining is in cloth. Walnut veneered fascia panel with impact absorbing surrounds. Radiomobile 108.5T radio fitted. Optional choice of radio and tape player equipment. Manual aerial. Electric aerial optional. Front door speakers fitted. Rear door speaker mountings fitted (hidden behind detachable door casings). Carpets and underlays to all floor areas. Central front armrest combining hinged lid to cubby hole. Folding rear central armrest. Lockable glove box includes recessed "flip-up" vanity mirror. Two-position "dimmer" rear view mirror in "break-away" safety holder. Cigar lighter. Individual ashtrays for all four occupants. Inertia lock seat belts for front passengers simply operated by one hand.

## SPECIFICATION

**Engine:** 4.2 litre, in-line 6 cylinder. Capacity 4235cc (258.4 cu in). Bore 92mm (3.625 in). Stroke 106mm (4.17 in). Compression 7.8:1. Power DIN 170 bhp at 4500 rpm. Torque DIN 231 lb ft at 3000 rpm. Twin carburetors and twin overhead camshaft. Cylinder block head and pistons are made extensively of aluminium alloys. Viscous coupling cooling fan.

**Transmission:** Choice of 4-speed all-synchromesh manual gearbox with overdrive or 3-speed automatic transmission. (Borg Warner model 65).

**Suspension:** Fully independent front and rear suspension. 'Anti-dive' geometry incorporated in the front suspension.

**Wheels & Tyres:** Sculptured, ventilated, steel wheels (6JK 15 in) with wide section, low profile radial-ply tyres (E70 VR15) featuring water expellent tread pattern.

**Brakes:** All disc, outboard front, inboard rear, servo-assisted with separate hydraulic circuits to front and rear pairs and a pressure differential warning indicator. Front discs are ventilated.

**Steering:** Power-assisted rack and pinion. Energy absorbing column, adjustable for reach and fitted with combined ignition and steering column lock.

**Fuel Supply:** Twin fuel tanks, one in each rear wing. Twin fuel pumps controlled by changeover switch on fascia panel. Twin fillers and safety flaps, concealed beneath lockable caps. Fuel pipes are specially routed to minimise chances of damage.

**Body:** All-steel, integral construction, four-door body with forward hinged bonnet. Wrap-round bumpers with underriders at front and overriders at rear, each with rubber inserts.

**Electrical Equipment:** Negative earth battery. Alternator. Pre-engaged starter. Four headlamp system. Sidelamps. Repeater direction indicators doubling as hazard warning lights. Reversing lights. Internal instrument lighting with variable control. Courtesy lights. Map reading light. Boot interior lighting. Heated rear window. Electrically operated windows with central isolation switch operated by driver. All doors electrically locked by rocker switch operated by driver. Electric clock. Warning lights for main-beam, hazard, direction indicators, ignition, handbrake on, brake system, oil pressure and heated rear window. On automatic transmission models the ignition and transmission selector are electrically interlinked (engine will not start unless 'Neutral' or 'Park' has been selected). Overdrive switch in gearknob. (Manual models only).

**Controls:** Steering column stalks, one for 2-speed windscreen wipers, single wipe, park and wash; one for headlamp flash, headlamp dip, direction indicators. Rotary switch for main lighting. Rotary switch for heating control. Rotary control for variable intensity of panel lighting. Push-push switches for fuel-tank changeover, heated rear window, map light and interior lights. Pull-up aerial. Electric aerial optional.

**Interior:** Leather trim for all seat facings (cloth trim optional). Front seats recline and are adjustable fore and aft. Head restraints. Door casings, seat sides and centre console casing are trimmed in Ambia. Headlining is in cloth. Walnut veneered fascia panel with impact surrounds. Carpets and underlays to all floor areas. Central front armrest combining hinged lid to cubby hole. Folding rear central armrest. Lockable glove box includes recessed "flip-up" vanity mirror. Two-position "dimmer" rear view mirror in "break-away" safety holder. Cigar lighter. Individual ashtrays for all four occupants. Inertia lock seat belts for front passengers simply operated by one hand.

## SPECIFICATION

**Engine:** 3.4 litre, in-line, 6 cylinder. Capacity 3442cc (209 cu in). Bore 83mm (3.28in). Stroke 106mm (4.17in). Compression 8.5:1. Power DIN 161 bhp at 5000 rpm. Torque DIN 189 lb ft at 3500 rpm (max.). Twin carburetors and twin overhead camshaft. Cylinder block head and pistons are made extensively of aluminium alloys. Viscous coupling cooling fan.

**Transmission:** Choice of 4-speed all-synchromesh manual gearbox with overdrive or Borg Warner (model 65) 3-speed automatic transmission.

**Suspension:** Fully independent front and rear suspension. 'Anti-dive' geometry incorporated in the front suspension.

**Wheels & Tyres:** Sculptured, ventilated, steel wheels (6JK 15in) with wide section, low profile radial-ply tyres (E70 VR15) featuring water expellent tread pattern.

**Brakes:** All disc, outboard front, inboard rear, servo-assisted with separate hydraulic circuits to front and rear pairs and a pressure differential warning indicator. Front discs are ventilated.

**Steering:** Power-assisted rack and pinion. Energy absorbing column, adjustable for reach and fitted with combined ignition and steering column lock.

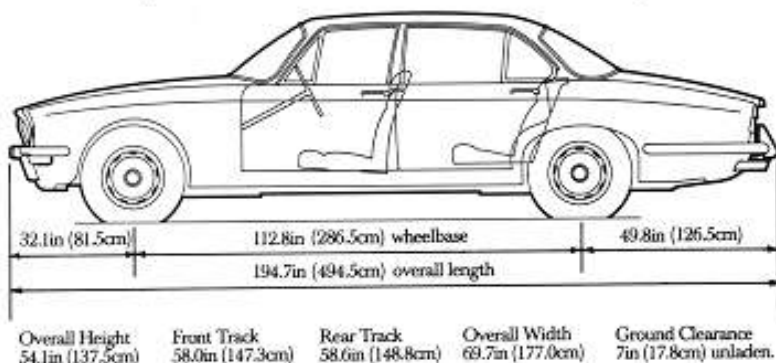
**Fuel Supply:** Twin fuel tanks, one in each rear wing. Twin fuel pumps controlled by changeover switch on fascia panel. Twin fillers and safety flaps, concealed beneath lockable caps. Fuel pipes are specially routed to minimise chances of damage.

**Body:** All-steel, integral construction, four-door body with forward hinged bonnet. Wrap-round bumpers with underriders at front and overriders at rear, each with rubber inserts.

**Electrical Equipment:** Negative earth battery. Alternator. Pre-engaged starter. Four headlamp system. Sidelamps. Repeater direction indicators doubling as hazard warning lights. Reversing lights. Internal instrument lighting with variable control. Courtesy lights. Map reading light. Boot interior lighting. Heated rear window. Electric clock. Warning lights for main-beam, hazard, direction indicators, ignition, handbrake-on, brake system, oil pressure and heated rear window. On automatic transmission models the ignition and transmission selector are electrically interlinked (engine will not start unless 'Neutral' or 'Park' has been selected). Overdrive switch in gearknob. (Manual models only).

**Controls:** Steering column stalks, LH for 2-speed windscreen wipers, single wipe, park and wash; RH for headlamp flash, headlamp dip, direction indicators. Rotary switch for main lighting. Rotary switch for heating control. Rotary control for variable intensity of panel lighting. Push-push switches for fuel-tank changeover, heated rear window, map light and interior lights. Pull-up aerial. Electric aerial optional.

**Interior:** Cloth trim for all seat facings. Front seats recline and are adjustable fore and aft. Headlining is in cloth. Walnut veneered fascia panel with impact surrounds. Carpets and underlays to all floor areas. Central front armrest combining hinged lid to cubby hole. Folding rear central armrest. Lockable glove box includes recessed "flip-up" vanity mirror. Two-position "dimmer" rear view mirror in "break-away" safety holder. Cigar lighter. Individual ashtrays for all four occupants. Inertia lock seat belts for front passengers simply operated by one hand.





**ERRATA:**

XJ3-4—"W" section barrier not now fitted in doors.  
XJ3-4, 4-2 & 5-3—Rubber inserts not fitted on rear bumper.  
XJ5-3—Radio speaker mountings now not fitted in rear door casings.  
XJ5-3—Black Ambler door cappings now not fitted.  
XJ4-2—All seats now have narrow pleat facings.  
XJ3-4, 4-2—Cylinder block is made of cast iron.



British Leyland UK Limited is constantly seeking ways to improve the specification, design and production of its vehicles and alterations take place continually. While every effort is made to produce up to date literature, this Brochure should not be regarded as an infallible guide to current specification, nor does it constitute an offer for the sale of any particular vehicle.

Dealers and Distributors are not agents of British Leyland UK Limited and have absolutely no authority to bind British Leyland UK Limited by any express or implied undertaking or representation.